


THE RECORDS



► Three-Time
All-American
**Wayman
Tisdale**
and Former
Head Coach
Billy Tubbs

OKLAHOMA
BASKETBALL

INDIVIDUAL RECORDS

CAREER

Games: 137, Darryl Kennedy, 1984-87
Conference Games: 64, Hollis Price, 2000-03
Games Started: 130, Tim McCalister, 1984-87
Conference Games Started: 62, Hollis Price, 2000-03
Minutes: 4,768, Tim McCalister, 1984-87
Points: 2,661, Wayman Tisdale, 1983-85
Scoring Average: 25.6, Wayman Tisdale, 1983-85
Rebounds: 1,048, Wayman Tisdale, 1983-85
Rebounding Average: 12.8, Alvan Adams, 1973-75
Field Goals: 1,077, Wayman Tisdale, 1983-85
Field Goal Attempts: 1,996, Tim McCalister, 1984-87
Field Goal Percentage (min. 500 attempts): .618, Blake Griffin, 2008-09
3-Point Field Goals: 259, Terry Evans, 1990-93
3-Point Field Goal Attempts: 698, Terry Evans, 1990-93
3-Point Field Goal Percentage (min. 100 attempts): .435 (81-186), Quannas White, 2002-03
Free Throws: 507, Wayman Tisdale, 1983-85
Free Throw Attempts: 767, Wayman Tisdale, 1983-85
Free Throw Percentage (min. 175 attempts): .861 (358-416), Hollis Price, 2000-03
Assists: 651, Terry Evans, 1990-93
Blocked Shots: 230, Al Beal, 1986-89
Steals: 281, Mookie Blaylock, 1988-89

SEASON

Games: 39, Mookie Blaylock, 1988; Harvey Grant, 1988; Stacey King, 1988; Dave Sieger, 1988
Games Started: 39, Dave Sieger, 1988
Minutes: 1,359, Mookie Blaylock, 1989
Points: 932, Wayman Tisdale, 1985
Scoring Average: 27.0, Wayman Tisdale, 1984
Rebounds: 504, Blake Griffin, 2009
Rebounding Average: 14.4, Blake Griffin, 2009
Field Goals: 370, Wayman Tisdale, 1985

Field Goal Attempts: 640, Harvey Grant, 1988; Wayman Tisdale, 1985
Field Goal Percentage (min. 175 attempts): .654 (300-459), Blake Griffin, 2009
3-Point Field Goals: 105, Nate Erdmann, 1997
3-Point Field Goal Attempts: 257, Nate Erdmann, 1997
3-Point Field Goal Percentage (min. 60 attempts): .473, Tim Heskett, 1999
Free Throws: 211, Stacey King, 1989
Free Throw Attempts: 324, Blake Griffin, 2009
Consecutive Free Throws Made: 37, Nate Carter, 2007
Free Throw Percentage (min. 60 attempts): .929, Hollis Price, 2004
Assists: 280, Ricky Grace, 1988
Blocked Shots: 103, Stacey King, 1988
Steals: 150, Mookie Blaylock, 1988

SINGLE GAME


Minutes: 51, Ryan Minor vs. Nebraska, Jan. 13, 1996
Points: 61, Wayman Tisdale vs. UT San Antonio, Dec. 28, 1983
Rebounds: 28, Alvan Adams vs. Indiana State, Nov. 27, 1972
Field Goals: 24, Wayman Tisdale vs. UT San Antonio, Dec. 28, 1983
Field Goal Attempts: 34, Wayman Tisdale vs. UT San Antonio, Dec. 28, 1983; vs. Hawaii, Dec. 30, 1982; Alvan Adams vs. Iowa State, March 5, 1975
Field Goal Percentage (min. 10 attempts): 1.000 (11-for-11), Alvan Adams vs. San Diego State, Jan. 5, 1974
3-Point Field Goals: 11, Brent Price vs. Loyola Marymount, Dec. 15, 1990
3-Point Field Goal Attempts: 19, Brent Price vs. Loyola Marymount, Dec. 15, 1990
3-Point Field Goal Percentage (min. 6 attempts): 1.000 (6-6), Michael Johnson vs. Kansas State, Jan. 23, 1999; Terry Evans vs. UNLV, Dec. 9, 1989
Consecutive 3-Point Makes: 6, Michael Neal vs. Colorado, Feb. 15, 2006; Michael Johnson vs. Kansas

State, Jan. 23, 1999; Nate Erdmann vs. Colorado, Feb. 12, 1997; Terry Evans vs. UNLV, Dec. 9, 1989; Tyrone Jones vs. Texas A&M, Dec. 29, 1988
Free Throws: 18, Corey Brewer vs. Tulsa, Dec. 28, 1996; Jeff Webster vs. SMU, Feb. 2, 1994
Free Throw Attempts: 22, Corey Brewer vs. Tulsa, Dec. 28, 1996
Free Throw Percentage (min. 10 attempts): 1.000 (18-for-18), Jeff Webster vs. SMU, Feb. 2, 1994
Assists: 18, Michael Johnson vs. North Texas, Dec. 22, 1997; Jan Pannell vs. Oklahoma City, Jan. 12, 1983
Blocked Shots: 9, Jackie Jones vs. Texas, Jan. 13, 1990
Steals: 13, Mookie Blaylock vs. Loyola Marymount, Dec. 17, 1988 and vs. Centenary, Dec. 12, 1987

OPPONENT SINGLE GAME

Points: 47, Cliff Meely, Colorado, Feb. 15, 1971
Rebounds: 20, Cole Aldrich, Kansas, Feb. 23, 2009
Field Goals: 18, Cliff Meely, Colorado, Feb. 15, 1971; Robin Freeman, Ohio State, Dec. 18, 1954
Field Goal Attempts: 38, Herclie Ivy, Iowa State, Feb. 5, 1975
Field Goal Percentage (min. 10 attempts): 1.000 (11-for-11), Bryant Reeves, Oklahoma State, Jan. 6, 1994
3-Point Field Goals: 8, Clarence Gilbert, Missouri, Jan. 21, 2002
3-Point Field Goal Attempts: 19, Keith Carmichael, Coppin State, Dec. 22, 1993; Jeff Fryer, Loyola Marymount, Dec. 23, 1989
Free Throws: 18, Dick Knostman, Kansas State, Feb. 14, 1953
Free Throw Attempts: 26, Dick Knostman, Kansas State, Feb. 14, 1953
Free Throw Percentage (min. 10 attempts): 1.000 (16-for-16), Chauncey Billups, Colorado, Feb. 17, 1996
Assists: 15, Andre Owens, Oklahoma State, Feb. 28, 1996; James Jackson, West Texas State, Dec. 11, 1982
Turnovers: 11, Eric Montalvo, UT Pan American, Jan. 2, 2005
Blocked Shots: 9, Emeke Okafor, Connecticut, Jan. 11, 2004
Steals: 9, Haywoode Workman, Oral Roberts, Dec. 10, 1988

THE RECORDS



WAYMAN TISDALE... SIMPLY, THE BEST

The most prolific scorer in OU history, **Wayman Tisdale** averaged 24.5 points per game as a freshman, 27.0 as a sophomore and 25.2 as a junior before turning pro. Following is a list of the 32 career games in which he scored at least 30 points.

Pts.	Opponent	Year
61	Texas-San Antonio	'83-84
55	Southwestern (Texas)	'84-85
51	Abilene Christian	'82-83
46	Iowa State	'82-83
44	Hawaii	'82-83
39	Georgia Tech	'82-83
37	Kansas State	'84-85
37	Colorado	'84-85
36	Southern California	'83-84
36	Nicholls State	'83-84
36	Colorado (twice)	'83-84
36	Oklahoma State	'83-84

Pts.	Opponent	Year
36	Dayton	'83-84
36	St. Mary's	'82-83
35	Loyola (Chicago)	'84-85
34	Oklahoma City	'83-84
34	Illinois	'82-83
33	Iowa State	'84-85
33	Southwestern (Kan.)	'83-84
33	Syracuse	'83-84
33	Nebraska	'83-84
32	Northeast Louisiana	'84-85
32	Virginia Tech	'82-83
32	Missouri	'82-83
31	Morehead State	'84-85
31	Manhattan	'84-85
31	McNeese State	'83-84
31	Nebraska	'83-84
31	Missouri	'83-84
30	Oklahoma State	'84-85
30	Kansas State	'83-84
30	Kansas	'82-83

TEAM RECORDS

SEASON

Games: 39, 1987-88
Victories: 35, 1987-88
100-Point Games: 20, 1988-89
Consecutive 100-Point Games: 9, 1988-89
Points: 4,012 in 39 games, 1987-88
Scoring Average: 102.9, 1987-88
Rebounds: 1,658 in 39 games, 1987-88
Rebounding Average: 51.1, 1963-64
Field Goals: 1,533, 1987-88
Field Goal Attempts: 3,094, 1987-88
Field Goal Percentage: .519, 1979-80
3-Point Field Goals: 299, 1987-88
3-Point Field Goal Attempts: 791, 1987-88
3-Point Field Goal Percentage: .414, 1986-87
Free Throws: 770, 1990-91
Free Throw Attempts: 1,054, 1990-91
Free Throw Percentage: .767, 2001-02
Assists: 862, 1987-88
Blocked Shots: 209, 1988-89
Steals: 486, 1987-88

SINGLE GAME

Points: 173 vs. U.S. International, Nov. 29, 1989
Points vs. Conference Opponent: 134 vs. Colorado, Feb. 27, 1988
Combined Points: 284, OU (172) vs. Loyola Marymount (112), Dec. 15, 1990
Points in a Half: 97 vs. U.S. International (first), Nov. 29, 1989
Victory Margin: 95, OU (146) vs. Northeastern Illinois (51), Dec. 2, 1989
Rebounds: 86, vs. U.S. International, Nov. 29, 1989
Rebounds (Half): 51, vs. U.S. International (first), Nov. 29, 1989
Field Goals: 70, vs. U.S. International, Nov. 29, 1989
Field Goals in a Half: 42, vs. U.S. International (first), Nov. 29, 1989
Field Goal Attempts: 147, vs. U.S. International, Nov. 29, 1989
Field Goal Attempts in a Half: 90, vs. U.S. International (first), Nov. 29, 1989

Field Goal Percentage: .661 (39-for-59), vs. Baylor, Feb. 26, 2005
3-Point Field Goals: 17, vs. Loyola Marymount, Dec. 15, 1990; vs. North Texas, Dec. 29, 1989; vs. Nebraska, Feb. 21, 1987
3-Point Field Goal Attempts: 38 vs. Loyola Marymount, Dec. 15, 1990
3-Point Field Goal Percentage (min. 10 attempts): .800 (8-for-10), vs. Brigham Young, Nov. 11, 1986
Free Throws: 49, vs. Angelo State, Dec. 1, 1990
Free Throw Attempts: 57, vs. Angelo State, Dec. 1, 1990
Consecutive Free Throws Made: 21, vs. Northeastern Illinois, Dec. 2, 1989
Free Throw Percentage (min. 10 attempts): 1.000 (10-for-10), vs. Kansas, March 10, 1990
Assists: 39, vs. Oral Roberts, Dec. 10, 1988; vs. Abilene Christian, Dec. 6, 1982
Blocked Shots: 14, vs. Texas, Jan. 13, 1990; vs. Illinois State, Dec. 27, 1987
Steals: 34, vs. Centenary, Dec. 12, 1987


OPPONENT SINGLE GAME

Points: 127, Arizona State, Dec. 20, 1963
Field Goals: 50, Michigan State, Dec. 21, 1963
Field Goal Attempts: 107, Loyola Marymount, Dec. 23, 1989
Field Goal Percentage: .673 (33-for-49), Oklahoma State, Feb. 28, 1996
3-Point Field Goals: 14, SMU, Jan. 3, 1996; Virginia Commonwealth, Dec. 8, 1990
3-Point Field Goal Attempts: 37, Gardner-Webb, Nov. 16, 2007; Texas, Jan. 31, 1996
3-Point Field Goal Percentage (min. 10 attempts): .727 (8-for-11), USC, Dec. 4, 2008
Free Throws: 42, Michigan State, Dec. 6, 2003
Free Throw Attempts: 55, Kansas, Dec. 30, 1953
Free Throw Percentage (min. 10 attempts): 1.000 (10-for-10), SMU, Jan. 3, 1996
Assists: 32, UNLV, Jan. 17, 1987
Blocked Shots: 16, Oklahoma State, Feb. 4, 1989
Steals: 17, Texas, Jan. 22, 1997; Loyola Marymount, Dec. 23, 1989


1987-88...

A RECORD SETTING SEASON

Led by a trio of future first-round NBA draft picks, the 1987-88 Sooners played in the national championship game and set numerous school records that still stand, including season marks for victories (35), points per game (102.9), rebounds, field goals, 3-point field goals, assists and steals. **Stacey King** was one of five players who averaged double figures in points. King averaged 22.3 points and was followed by **Harvey Grant** (20.9), **Mookie Blaylock** (16.4), **Ricky Grace** (14.3) and **Dave Sieger** (10.9). King, Grant and Blaylock were all first-round NBA Draft picks.



THE RECORDS



► Led by sophomore **Wayman Tisdale**, the 1983-84 Sooners won the first of four Big Eight titles for head coach **Billy Tubbs**.

LLOYD NOBLE CENTER RECORDS

▶ OKLAHOMA TEAM

Points: 173, vs. U.S. International, Nov. 29, 1989
Victory Margin: 95, vs. Northeastern Illinois, Dec. 2, 1989
Field Goals: 70, vs. U.S. International, Nov. 29, 1989
Field Goal Attempts: 147, vs. U.S. International, Nov. 29, 1989
3-Point Field Goals: 17, vs. Loyola Marymount, Dec. 15, 1990; vs. Nebraska, Feb. 21, 1987
3-Point Field Goal Attempts: 38, vs. Loyola Marymount, Dec. 15, 1990
Rebounds: 86, vs. U.S. International, Nov. 29, 1989
Assists: 39, vs. Oral Roberts, Dec. 29, 1987
Blocked Shots: 14, vs. Texas, Jan. 13, 1990
Steals: 34, vs. Centenary, Dec. 12, 1987

▶ OKLAHOMA INDIVIDUAL

Points: 56, Brent Price vs. Loyola Marymount, Dec. 15, 1990
Field Goals: 22, Wayman Tisdale vs. Abilene Christian, Dec. 6, 1982
Field Goal Attempts: 33, Brent Price vs. Loyola Marymount, Dec. 15, 1990
3-Point Field Goals: 11, Brent Price vs. Loyola Marymount, Dec. 15, 1990
3-Point Field Goal Attempts: 19, Brent Price vs. Loyola Marymount, Dec. 15, 1990
Rebounds: 23, Blake Griffin vs. Texas Tech, Feb. 14, 2009; Stacey King vs. Loyola Marymount, Dec. 17, 1988; Harvey Grant vs. Loyola of Chicago, Dec. 5, 1987
Assists: 18, Michael Johnson vs. North Texas, Dec. 22, 1997; Jan Pannell vs. Oklahoma City, Jan. 12, 1983
Blocked Shots: 9, Jackie Jones vs. Texas, Jan. 13, 1990
Steals: 13, Mookie Blaylock vs. Loyola Marymount, Dec. 17, 1988; Centenary, Dec. 12, 1987

▶ OPPONENT TEAM


Points: 122, Oral Roberts, Dec. 10, 1988
Victory Margin: 16, Oklahoma State, Jan. 8, 1994
Field Goals: 43, Missouri, Feb. 9, 1989; Iowa State, Feb. 6, 1989
Field Goal Attempts: 98, Loyola Marymount, Dec. 15, 1990
3-Point Field Goals: 14, Virginia Commonwealth, Dec. 8, 1990
3-Point Field Goal Attempts: 29, UNLV, Jan. 17, 1987
Rebounds: 57, Loyola Marymount, Dec. 15, 1990
Assists: 29, Colorado, Jan. 29, 1983
Blocked Shots: 8, Colorado, Jan. 11, 2003
Steals: 14, Oklahoma State, Feb. 27, 2006; North Texas, Dec. 22, 1997

▶ OPPONENT INDIVIDUAL

Points: 44, Stephen Curry, Davidson, Nov. 18, 2008
Field Goals: 17, Ricky Hooker, St. Mary's, Jan. 15, 1983
Field Goal Attempts: 32, Joe Dumars, McNeese State, Jan. 4, 1984
3-Point Field Goals: 8, Clarence Gilbert, Missouri, Jan. 21, 2002
3-Point Field Goal Attempts: 16, Rasual Butler, La Salle, Nov. 18, 2000
Rebounds: 20, Cole Aldrich, Kansas, Feb. 23, 2009
Assists: 15, James Jackson, West Texas State, Dec. 11, 1982
Turnovers: 11, Eric Montalvo, Texas-Pan American, Jan. 2, 2005
Blocked Shots: 5, Venson Hamilton, Nebraska, Jan. 20, 1999; Chris Mihm, Texas, Jan. 12, 1998; Fred Lucket, Arkansas-Pine Bluff, Dec. 3, 1997
Steals: 9, Haywoode Workman, Oral Roberts, Dec. 10, 1988

PRICE WAS RIGHT

Netting a school-record 11 3-pointers on 19 attempts against Loyola Marymount on Dec. 15, 1990, **Brent Price's** 56 points in the game still stand as Lloyd Noble Center's record. The Sooners' 17 treys and 38 long-range attempts also still exist as building records. Loyola Marymount scored 112 points in the contest and still lost by 60. Oklahoma's 172 points were one shy of the school record.



THE RECORDS



▶ OKLAHOMA 173, U.S. INTERNATIONAL 101

Nov. 29, 1989 • Norman, Okla. • Lloyd Noble Center

U.S. INTERNATIONAL	MP	FG	3FG	FT	R	F	A	TO	B	S	TP
Williamson, Gary (F)	24	4-11	0-1	7-9	4	0	0	4	0	1	15
Laffitte, D. (F)	35	9-19	0-0	2-2	12	0	4	7	0	0	20
Sterner, Mike (C)	23	1-3	0-0	0-1	5	3	0	3	2	2	2
Bradshaw, Kevin (G)	28	9-21	0-6	8-9	4	5	0	11	0	1	26
Smith, Steve (G)	34	10-14	0-1	8-8	5	1	5	8	0	1	28
McCaughy, S.	4	0-1	0-0	0-0	1	1	0	1	0	0	0
Wilson, Paul	15	1-6	0-0	0-0	1	0	1	1	0	0	2
Howard, Greg	9	0-0	0-0	2-2	1	4	0	0	0	0	2
Davis, Willie	8	0-1	0-0	1-3	3	1	1	4	0	0	1
Brown, Isaac	10	1-5	0-2	0-1	5	3	0	3	1	0	3
Brown, Mitch	10	1-3	0-1	1-2	1	2	0	0	0	0	3
Totals	200	36-84	0-11	29-37	52	20	11	42	3	5	101
		(.429)	(.000)	(.784)							

OKLAHOMA	MP	FG	3FG	FT	R	F	A	TO	B	S	TP
Patterson, Damon (F)	12	3-6	1-1	0-0	7	4	1	2	2	1	7
Davis, William (F)	21	13-24	0-0	5-6	18	2	1	2	1	2	31
Martin, Tony (C)	24	11-19	0-0	2-2	12	3	2	2	0	4	24
Evans, Terry (G)	20	6-13	3-7	0-0	3	1	3	0	0	2	15
Henry, Skeeter (G)	25	11-20	3-7	2-6	10	2	6	0	1	1	27
McCovery, Smokey	20	7-16	2-7	2-2	2	5	6	2	0	8	18
Jones, Jackie	19	8-20	2-4	2-4	15	2	3	2	3	4	20
Holmes, Kermit	12	2-6	0-0	5-7	3	1	0	0	1	2	9
Harris, Mike	16	3-4	1-2	2-3	3	3	3	1	0	2	9
Webster, Jeff	11	3-7	0-0	0-1	3	1	0	0	0	2	6
Mullins, Terrence	9	1-5	1-3	0-0	2	2	1	0	0	1	3
Ware, Roland	5	1-2	0-0	0-1	1	2	0	0	0	0	2
Skurcenski, Jason	6	1-5	0-1	0-0	1	1	2	1	0	0	2
Totals	200	70-147	13-32	20-32	86	29	28	12	8	29	173
		(.476)	(.406)	(.625)							

OXYGEN!

Billy Tubbs' Sooners scored a school-record 173 points against U.S. International in the 1989-90 season opener in Norman. OU had a chance to reach 100 in the first half but missed three 3-pointers in the final minute to wind up with 97. Six Sooners scored in double figures while two more finished with nine points. Amazingly, OU shot only .476 from the field on the night.



William Davis 31 points
Skeeter Henry 27 points
Tony Martin 24 points
Jackie Jones 20 points
Smokey McCovery 18 points
Terry Evans 15 points

Officials: Ron Spitzer, Tim Harvey, Bill Westbrook
Technical: OU – Tony Martin; **Attendance:** 10,800; **Halftime:** OU 97, U.S. International 45

CAREER LEADERS

▶ GAMES PLAYED

Player	G	Seasons
1. Darryl Kennedy.....	137	1984-87
2. Hollis Price.....	136	2000-03
Tim McCalister.....	136	1984-87
4. David Johnson.....	133	1984-87
5. Taylor Griffin.....	129	2006-09
6. Tim Heskett.....	128	1997-01
Jeff Webster.....	128	1990-94
8. Austin Johnson.....	126	2006-09
Eduardo Najera.....	126	1997-00
10. Johnnie Gilbert.....	125	2001-05

▶ MINUTES PLAYED

Player	Min.	Seasons
1. Tim McCalister.....	4,768	1984-87
2. Hollis Price.....	4,296	2000-03
3. Darryl Kennedy.....	4,099	1984-87
4. Eduardo Najera.....	3,853	1997-00
5. Jeff Webster.....	3,666	1990-94
6. Wayman Tisdale.....	3,653	1983-85
7. Ryan Minor.....	3,468	1993-96
8. Terry Evans.....	3,419	1990-93
9. Austin Johnson.....	3,381	2006-09
10. Bo Overton.....	3,159	1980-83

▶ POINTS


Player	Pts.	Seasons
1. Wayman Tisdale.....	2,661	1983-85
2. Jeff Webster.....	2,281	1990-94
3. Tim McCalister.....	2,275	1984-87
4. Darryl Kennedy.....	2,097	1984-87
5. Stacey King.....	2,008	1986-89
6. Ryan Minor.....	1,946	1993-96
7. Hollis Price.....	1,821	2000-03
8. Alvan Adams.....	1,707	1973-77
9. Eduardo Najera.....	1,646	1997-00
10. Don Sidle.....	1,548	1966-68
11. John McCullough.....	1,507	1976-79
12. Chucky Barnett.....	1,462	1979-83
13. Harvey Grant.....	1,391	1987-88
14. Terry Evans.....	1,361	1990-93
15. David Johnson.....	1,344	1984-87

▶ POINTS PER GAME

Player	Avg.	Seasons
1. Wayman Tisdale.....	25.6	1983-85
2. Alvan Adams.....	23.7	1973-75
3. Don Sidle.....	20.4	1966-68
4. Corey Brewer.....	19.2	1997-98
5. Harvey Grant.....	19.0	1987-88
6. Blake Griffin.....	18.8	2008-09
7. David Little.....	18.6	1982-83
8. Brent Price.....	18.2	1991-92
9. Mookie Blaylock.....	18.1	1988-89
10. Jeff Webster.....	17.8	1990-94

▶ FIELD GOALS

Player	FG	Seasons
1. Wayman Tisdale.....	1,077	1983-85
2. Jeff Webster.....	917	1990-94
3. Tim McCalister.....	887	1984-87
4. Darryl Kennedy.....	847	1984-87



▶ Stacey King

5. Stacey King.....	758	1986-89
6. Alvan Adams.....	710	1973-75
7. Ryan Minor.....	677	1993-96
8. Chucky Barnett.....	644	1980-83
9. Eduardo Najera.....	612	1997-00
10. Hollis Price.....	611	2000-03

▶ FIELD GOAL ATTEMPTS

Player	FGA	Seasons
1. Tim McCalister.....	1,996	1984-87
2. Wayman Tisdale.....	1,862	1983-85
3. Jeff Webster.....	1,753	1990-94
4. Darryl Kennedy.....	1,644	1984-87
5. Ryan Minor.....	1,476	1993-96
6. Stacey King.....	1,467	1986-89
7. Eduardo Najera.....	1,423	1997-00
8. Hollis Price.....	1,362	2000-03
9. Alvan Adams.....	1,317	1973-75
10. Chucky Barnett.....	1,315	1980-83

▶ FIELD GOAL PERCENTAGE (MIN. 500 ATTEMPTS)

Player	Pct.	Seasons
1. Blake Griffin.....	.618	2008-09
2. Wayman Tisdale.....	.578	1983-85
3. Kevin Bookout.....	.574	2003-06
4. Taj Gray.....	.562	2005-06
5. Charles Jones.....	.558	1981-83
6. Al Beal.....	.557	1977-80
7. Alvan Adams.....	.539	1973-75
8. Bob Pritchard.....	.529	1972-75
9. Calvin Pierce.....	.526	1981-84
10. Jeff Webster.....	.523	1990-94

▶ 3-POINT FIELD GOALS

Player	3FG	Seasons
1. Terry Evans.....	259	1990-93
2. Hollis Price.....	241	2000-03
3. Tim Heskett.....	215	1997-01
4. Ryan Minor.....	170	1993-96
5. Mookie Blaylock.....	169	1988-89
6. Brent Price.....	167	1991-92
7. Tony Crocker	158	2007-
8. J.R. Raymond.....	153	2000-01
9. Austin Johnson.....	144	2006-09
10. Nate Erdmann.....	141	1996-97
Ricky Grace.....	141	1987-88

▶ 3-POINT FIELD GOAL ATTEMPTS

Player	3FGA	Seasons
1. Terry Evans.....	698	1989-93
2. Hollis Price.....	615	2000-03
3. Tim Heskett.....	540	1997-01
4. Ryan Minor.....	466	1993-96
5. Mookie Blaylock.....	446	1988-89
6. Brent Price.....	441	1991-92
7. Austin Johnson.....	434	2006-09
8. Tony Crocker	418	2007-
9. David Godbold.....	400	2005-08
10. J.R. Raymond.....	375	2000-01

▶ 3-POINT FG PERCENTAGE (MIN. 100 ATTEMPTS)

Player	Pct.	Seasons
1. Quannas White.....	.435	2002-03
2. Michael Neal.....	.424	2006-07
3. Kelley Newton.....	.420	2000-01
4. J.R. Raymond.....	.408	2000-01
5. Dave Sieger.....	.405	1984-88
6. Eric Martin.....	.399	1998-99
7. Tim Heskett.....	.398	1997-01
8. Tim McCalister.....	.397	1984-87
9. Nate Erdmann.....	.396	1996-97
10. Hollis Price.....	.392	2000-03

▶ FREE THROWS

Player	FT	Seasons
1. Wayman Tisdale.....	507	1983-85
2. Stacey King.....	492	1986-89
3. Don Sidle.....	456	1966-68
4. Jeff Webster.....	441	1990-94
5. Ryan Minor.....	427	1993-95
6. Lester Lane.....	418	1952-55
7. Tim McCalister.....	414	1984-87
8. Darryl Kennedy.....	387	1984-87
9. Corey Brewer.....	378	1997-98
10. Hollis Price.....	358	2000-03

▶ FREE THROW ATTEMPTS

Player	FTA	Seasons
1. Wayman Tisdale.....	767	1983-85
2. Stacey King.....	713	1986-89
3. Don Sidle.....	675	1966-68
4. Lester Lane.....	582	1952-55
5. Jeff Webster.....	567	1990-94
6. Ryan Minor.....	535	1993-96
7. Tim McCalister.....	527	1984-87
8. Blake Griffin.....	521	2008-09
9. Darryl Kennedy.....	520	1984-87
10. David Johnson.....	515	1984-87

THE RECORDS

CAREER LEADERS

► FREE THROW PERCENTAGE (MIN. 175 ATTEMPTS)

Player	Pct.	Seasons
1. Hollis Price.....	.861.....	2000-03
2. Bo Overton.....	.852.....	1980-83
3. John Ontjes.....	.846.....	1994-95
4. David Little.....	.822.....	1982-83
5. Nolan Johnson.....	.814.....	2000-01
6. Brent Price.....	.802.....	1991-92
7. Scott Martin.....	.801.....	1969-72
8. Aaron McGhee.....	.800.....	2001-02
9. Ryan Minor.....	.798.....	1993-96
10. Jason Detrick.....	.796.....	2001-03

► REBOUNDS

Player	Reb.	Seasons
1. Wayman Tisdale.....	1,048.....	1983-85
2. Darryl Kennedy.....	.954.....	1984-87
3. Alvan Adams.....	.938.....	1973-75
4. Al Beal.....	.917.....	1977-80
5. Eduardo Najera.....	.910.....	1997-00
6. Garfield Heard.....	.830.....	1968-70
7. Stacey King.....	.825.....	1986-89
8. David Johnson.....	.810.....	1984-87
9. Blake Griffin.....	.805.....	2008-09
10. Jeff Webster.....	.789.....	1990-94
11. Ryan Minor.....	.767.....	1993-96
12. Don Sidle.....	.762.....	1966-68
13. Clifford Ray.....	.754.....	1970-71
14. Harvey Grant.....	.703.....	1987-88
15. Kevin Bookout.....	.682.....	2003-06

► REBOUNDS PER GAME

Player	Avg.	Seasons
1. Alvan Adams.....	12.8.....	1973-75
2. Blake Griffin.....	11.8.....	2008-09
3. Garfield Heard.....	10.6.....	1967-70
4. Wayman Tisdale.....	10.0.....	1983-85
Clifford Ray.....	10.0.....	1970-71
Don Sidle.....	10.0.....	1966-68
7. Harvey Grant.....	.9.6.....	1987-88
8. Willie Rogers.....	.8.4.....	1965-68
Joe King.....	.8.4.....	1955-58
10. Ernie Abercrombie.....	.8.2.....	1995-96

► ASSISTS

Player	Ast.	Seasons
1. Terry Evans.....	.651.....	1990-93
2. Tim McCalister.....	.628.....	1984-87
3. Bo Overton.....	.517.....	1980-83
4. Ricky Grace.....	.471.....	1987-88
5. Mookie Blaylock.....	.465.....	1988-89
6. Hollis Price.....	.462.....	2000-03
7. Jan Pannell.....	.449.....	1981-84
8. John Ontjes.....	.398.....	1994-95
9. John McCullough.....	.381.....	1976-79
10. Austin Johnson.....	.367.....	2006-09

► ASSISTS PER GAME

Player	Avg.	Seasons
1. John Ontjes.....	.6.6.....	1994-95
2. Ricky Grace.....	.6.5.....	1987-88
3. Mookie Blaylock.....	.6.3.....	1988-89
4. Terrell Everett.....	.5.9.....	2005-06

5. Brent Price.....	.5.8.....	1991-92
6. Terry Evans.....	.5.2.....	1990-93
Jan Pannell.....	.5.2.....	1981-84
8. Anthony Bowie.....	.5.0.....	1985-86
9. Tim McCalister.....	.4.6.....	1984-87
10. Bo Overton.....	.4.5.....	1980-83

► STEALS

Player	Stls	Seasons
1. Mookie Blaylock.....	.281.....	1988-89
2. Terry Evans.....	.265.....	1990-93
3. Tim McCalister.....	.258.....	1984-87
4. Hollis Price.....	.224.....	2000-03
5. Eduardo Najera.....	.193.....	1997-00
6. Ryan Minor.....	.189.....	1993-96
7. Ricky Grace.....	.178.....	1987-88
8. Brent Price.....	.177.....	1991-92
9. Dave Sieger.....	.145.....	1984-88
10. Austin Johnson.....	.133.....	2006-09

► STEALS PER GAME

Player	Avg.	Seasons
1. Mookie Blaylock.....	.3.8.....	1988-89
2. Brent Price.....	.2.7.....	1991-92
3. Ricky Grace.....	.2.5.....	1987-88
Tim McCalister.....	.2.5.....	1984-87
5. Angelo Hamilton.....	.2.2.....	1992-93
Smokey McCovery.....	.2.2.....	1990-91
7. Terry Evans.....	.2.1.....	1990-93
8. Terrell Everett.....	.1.8.....	2005-06

Michael Johnson.....	.1.8.....	1998-99
Corey Brewer.....	.1.8.....	1997-98

► BLOCKED SHOTS

Player	Blk.	Seasons
1. Al Beal.....	.230.....	1977-80
2. Stacey King.....	.228.....	1986-89
3. Wayman Tisdale.....	.209.....	1983-85
4. Johnnie Gilbert.....	.132.....	2001-05
5. Ryan Humphrey.....	.114.....	1998-99
6. Taj Gray.....	.104.....	2005-06
Jabari Brown.....	.104.....	2002-04
8. Longar Longar.....	.103.....	2005-08
9. Bryan Sallier.....	.102.....	1991-93
10. Taylor Griffin.....	.98.....	2006-09

► BLOCKED SHOTS PER GAME

Player	Avg.	Seasons
1. Jackie Jones.....	.2.1.....	1990
2. Stacey King.....	.2.0.....	1986-89
Wayman Tisdale.....	.2.0.....	1983-85
Al Beal.....	.2.0.....	1977-80
5. Ryan Humphrey.....	.1.9.....	1998-99
6. Taj Gray.....	.1.8.....	2005-06
7. Mike Bell.....	.1.5.....	1988-89
8. James Mayden.....	.1.3.....	1994-95
9. Jabari Brown.....	.1.2.....	2002-04
Ken Conley.....	.1.2.....	1993-94
Bryan Sallier.....	.1.2.....	1991-93



► Terry Evans is the Sooners' career leader in assists, 3-point field goals and 3-point field goal attempts. He also ranks second in career steals, sixth in assists per game and seventh in steals per game.

SINGLE-SEASON LEADERS

▶ GAMES PLAYED

Player	G	Season
1. Mookie Blaylock	39	1988
Harvey Grant	39	1988
Stacey King	39	1988
Dave Sieger	39	1988
5. Ricky Grace	38	1988
6. Terrence Mullins	37	1988
Anthony Bowie	37	1985
Darryl Kennedy	37	1985
Tim McCalister	37	1985
Wayman Tisdale	37	1985

▶ MINUTES PLAYED

Player	Min.	Season
1. Mookie Blaylock	1,359	1989
2. Mookie Blaylock	1,347	1988
3. Harvey Grant	1,339	1988
4. Ricky Grace	1,301	1988
5. Wayman Tisdale	1,283	1985
6. Anthony Bowie	1,282	1985
7. Tim McCalister	1,272	1986
8. Tim McCalister	1,261	1987
9. Darryl Kennedy	1,253	1986
10. Wayman Tisdale	1,232	1984

▶ POINTS


Player	Pts.	Season
1. Wayman Tisdale	932	1985
2. Wayman Tisdale	919	1984
3. Stacey King	869	1988
4. Stacey King	859	1989
5. Harvey Grant	816	1988
6. Wayman Tisdale	810	1983
7. Blake Griffin	794	2009
8. Ryan Minor	756	1995
9. Darryl Kennedy	735	1986
10. Mookie Blaylock	700	1989
11. Alvan Adams	691	1975
12. Tim McCalister	672	1987
13. Jeff Webster	663	1994
14. Jeff Webster	640	1991
15. Ryan Minor	639	1996

▶ POINTS PER GAME

Player	Avg.	Season
1. Wayman Tisdale	27.0	1984
2. Alvan Adams	26.5	1975
3. Stacey King	26.0	1989
4. Wayman Tisdale	25.2	1985
5. Wayman Tisdale	24.5	1983
6. Jeff Webster	23.7	1994
Don Sidle	23.7	1967
8. Ryan Minor	23.6	1995
9. Blake Griffin	22.7	2009
10. Stacey King	22.3	1988

▶ FIELD GOALS

Player	FG	Season
1. Wayman Tisdale	370	1985
2. Wayman Tisdale	369	1984
3. Harvey Grant	350	1988
4. Wayman Tisdale	338	1983



▶ **Blake Griffin** obliterated OU single-season records for rebounds (504), rebounds per game (14.4) and field goal percentage (.654) in 2008-09. All three marks also set Big 12 Conference records.

5. Stacey King	337	1988
6. Stacey King	324	1989
7. Blake Griffin	300	2009
8. Darryl Kennedy	288	1986
9. Alvan Adams	279	1975
10. Mookie Blaylock	272	1989
Chuckie Barnett	272	1982

▶ FIELD GOAL ATTEMPTS

Player	FGA	Season
1. Harvey Grant	640	1988
Wayman Tisdale	640	1985
3. Wayman Tisdale	639	1984
4. Stacey King	621	1988
5. Stacey King	618	1989
6. Mookie Blaylock	598	1989
7. Wayman Tisdale	583	1983
8. Tim McCalister	546	1987
9. Ryan Minor	535	1995
10. Darryl Kennedy	543	1986

▶ FIELD GOAL PERCENTAGE (MIN. 2.0 MADE/GAME)

Player	Pct.	Season
1. Blake Griffin	.654	2009
2. Al Beal	.627	1979
3. Mike Bell	.614	1989
4. Evan Wiley	.593	1998
5. Kevin Bookout	.592	2005
Billy Graham	.592	1976
7. Don Sidle	.589	1968
8. Kevin Bookout	.587	2003
Charles Jones	.587	1983
10. Wayman Tisdale	.580	1983

▶ 3-POINT FIELD GOALS

Player	3FG	Season
1. Nate Erdmann	105	1997
2. J.R. Raymond	95	2000
3. Hollis Price	94	2003

4. Brent Price	91	1991
Mookie Blaylock	91	1989
6. Ricky Grace	89	1988
7. Michael Neal	87	2006
Dave Sieger	87	1988
Tim McCalister	87	1987
10. Hollis Price	84	2002

▶ 3-POINT FIELD GOAL ATTEMPTS

Player	3FGA	Season
1. Nate Erdmann	257	1997
2. Ricky Grace	248	1988
3. Mookie Blaylock	245	1989
4. J.R. Raymond	230	2000
5. Brent Price	224	1991
6. Terry Evans	223	1993
7. Hollis Price	220	2002
8. Dave Sieger	219	1988
Tim McCalister	219	1987
10. Hollis Price	217	2003

▶ 3-POINT FG PERCENTAGE (MIN. 1.0 MADE/GAME)

Player	Pct.	Season
1. Tim Heskett	.473	1999
2. Terrence Mullins	.469	1990
3. Quannas White	.455	2003
4. Ricky Grace	.441	1987
5. Eric Martin	.436	1999
6. Lawrence McKenzie	.435	2005
7. Kelley Newton	.434	2001
8. Hollis Price	.433	2003
9. Dion Barnes	.431	1996
10. Tony Crocker	.424	2008

▶ FREE THROWS

Player	FT	Season
1. Stacey King	211	1989
2. Stacey King	195	1988
3. Corey Brewer	192	1997

THE RECORDS

SINGLE-SEASON LEADERS

Wayman Tisdale	192	1985
5. Blake Griffin	191	2009
6. Corey Brewer	186	1998
7. Wayman Tisdale	181	1984
8. Don Sidle	180	1967
9. Ryan Minor	167	1995
10. William Davis	163	1990

▶ FREE THROW ATTEMPTS

Player	FTA	Season
1. Blake Griffin	324	2009
2. Stacey King	294	1989
3. Stacey King	289	1988
4. Wayman Tisdale	283	1984
5. Wayman Tisdale	273	1985
6. Don Sidle	266	1967
7. Corey Brewer	246	1997
8. Corey Brewer	233	1998
9. Wayman Tisdale	211	1983
10. William Davis	209	1990

▶ FREE THROW PERCENTAGE (MIN. 2.0 MADE/GAME)

Player	Pct.	Season
1. Hollis Price	.929	2003
2. John Ontjes	.867	1994
3. Scott Martin	.854	1972
4. Skeeter Henry	.839	1990
5. Brent Price	.838	1991
6. David Little	.829	1982
7. John Ontjes	.827	1995
8. Nolan Johnson	.826	2001
9. Ryan Minor	.823	1995
10. Tim McCalister	.819	1986

▶ REBOUNDS

Player	Reb.	Season
1. Blake Griffin	504	2009
2. Wayman Tisdale	378	1985
3. Harvey Grant	365	1988
4. Alvan Adams	346	1975
5. Wayman Tisdale	341	1983
6. Harvey Grant	338	1987
7. Garfield Heard	337	1970
8. Stacey King	332	1989
Stacey King	332	1988
10. Wayman Tisdale	329	1984
11. Clifford Ray	325	1971
12. Alvan Adams	315	1974
13. Eduardo Najera	314	2000
14. Darryl Kennedy	307	1985
15. Ernie Abercrombie	304	1996

▶ REBOUNDS PER GAME

Player	Avg.	Season
1. Blake Griffin	14.4	2009
2. Alvan Adams	13.3	1975
3. Alvan Adams	13.2	1973
4. LeRoy Bacher	13.0	1955
5. Garfield Heard	12.7	1970
6. Alvan Adams	12.1	1974
7. Clifford Ray	12.0	1971
8. Don Sidle	11.0	1967
9. Wayman Tisdale	10.3	1983
10. Wayman Tisdale	10.2	1985

▶ ASSISTS

Player	Ast.	Season
1. Ricky Grace	280	1988
2. Jan Pannell	240	1984
3. Mookie Blaylock	233	1989
4. Bo Overton	221	1983
5. John Ontjes	217	1995
6. Terrell Everett	199	2006
7. Anthony Bowie	196	1985
8. Brent Price	192	1991
9. Ricky Grace	191	1987
10. Terry Evans	185	1993
Brent Price	185	1992
Tim McCalister	185	1985

▶ ASSISTS PER GAME

Player	Avg.	Season
1. Ricky Grace	7.4	1988
2. Bo Overton	7.3	1983
3. Jan Pannell	7.1	1984
4. Terrell Everett	6.9	2006
5. John Ontjes	6.8	1995
6. Mookie Blaylock	6.7	1989
7. Brent Price	6.2	1992
Terry Evans	6.2	1991
9. Terry Evans	5.8	1993
10. Tyrone Foster	5.6	1996
Ricky Grace	5.6	1987

▶ STEALS

Player	Stl.	Season
1. Mookie Blaylock	150	1988
2. Mookie Blaylock	131	1989
3. Ricky Grace	103	1988
4. Terry Evans	97	1993
Brent Price	97	1991
6. Tim McCalister	90	1985
7. Tim McCalister	87	1986
8. Tim McCalister	81	1987
9. Brent Price	80	1992
10. Ricky Grace	75	1987

▶ STEALS PER GAME


Player	Avg.	Season
1. Mookie Blaylock	3.8	1988
2. Mookie Blaylock	3.7	1989
3. Terry Evans	3.0	1993
4. Brent Price	2.8	1991
5. Brent Price	2.7	1992
Ricky Grace	2.7	1988
7. Tim McCalister	2.6	1986
8. Tim McCalister	2.4	1987
Tim McCalister	2.4	1985
10. Terry Evans	2.3	1991

▶ BLOCKED SHOTS

Player	Blk.	Season
1. Stacey King	103	1988
2. Wayman Tisdale	82	1983
3. Stacey King	75	1989
Wayman Tisdale	75	1984
5. Jackie Jones	64	1990
6. Ryan Humphrey	61	1999
7. James Mayden	60	1995
8. Taj Gray	59	2005
Al Beal	59	1977
10. Ryan Humphrey	58	1998
Mike Bell	58	1989

▶ BLOCKED SHOTS PER GAME

Player	Avg.	Season
1. Stacey King	2.6	1988
2. Wayman Tisdale	2.5	1983
3. Stacey King	2.3	1989
4. Wayman Tisdale	2.2	1984
5. Jackie Jones	2.1	1990
Al Beal	2.1	1977
7. Ryan Humphrey	2.0	1999
8. James Mayden	1.9	1995
Mike Bell	1.9	1989
10. Taj Gray	1.8	2005
Ryan Humphrey	1.8	1998
Al Beal	1.8	1980



▶ Alvan Adams owns three of OU's top six single-season rebounding averages and its second-best scoring average. He was named the 1975-76 NBA Rookie of the Year as a member of the Phoenix Suns.

YEAR-BY-YEAR LEADERS

▶ MINUTES PLAYED

Year	Player	G	Min.	Avg.
1978-79	John McCullough	31	1,183	38.2
1979-80	Terry Stotts	27	1,002	37.1
1980-81	Chucky Barnett	27	979	36.3
1981-82	Chucky Barnett	33	1,186	35.9
1982-83	David Little	33	1,182	35.8
1983-84	Wayman Tisdale	34	1,232	36.2
1984-85	Wayman Tisdale	37	1,283	34.7
1985-86	Tim McCalister	34	1,272	37.4
1986-87	Tim McCalister	34	1,261	37.1
1987-88	Mookie Blaylock	39	1,347	34.5
1988-89	Mookie Blaylock	35	1,359	38.8
1989-90	Skeeter Henry	32	1,078	33.7
1990-91	Brent Price	35	1,197	34.2
1991-92	Damon Patterson	30	1,084	36.1
1992-93	Terry Evans	32	1,016	31.8
1993-94	Jeff Webster	28	965	34.5
1994-95	Ryan Minor	32	1,168	36.5
1995-96	Ryan Minor	30	1,182	39.4
1996-97	Nate Erdmann	30	1,080	36.0
1997-98	Corey Brewer	33	1,168	35.4
1998-99	Michael Johnson	32	1,139	35.6
1999-00	Eduardo Najera	34	1,162	34.2
2000-01	Hollis Price	33	1,097	33.2
2001-02	Hollis Price	35	1,166	33.3
2002-03	Hollis Price	34	1,141	33.6
2003-04	Drew Lavender	31	974	31.4
2004-05	Terrell Everett	33	1,131	34.3
2005-06	Terrell Everett	29	983	33.9
2006-07	David Godbold	31	866	27.9
2007-08	Austin Johnson	35	1,097	31.3
2008-09	Blake Griffin	35	1,165	33.3

▶ SCORING

Year	Player	G	Pts.	Avg.
1950-51	Marcus Freiburger	24	383	15.8
1951-52	Sherman Norton	24	364	15.1
1952-53	Bob Waller	21	284	13.5
1953-54	Lester Lane	21	397	18.8
1954-55	Lester Lane	21	412	19.6
1955-56	LeRoy Bacher	23	428	18.6
1956-57	Joe King	23	369	16.0
1957-58	Joe King	23	360	15.7
1958-59	Dennis Price	25	328	13.1
1959-60	Brian Etheridge	25	261	10.4
1960-61	Warren Fouts	25	277	11.1
1961-62	Warren Fouts	24	297	12.4
1962-63	Eddie Evans	25	411	16.4
1963-64	James Gatewood	25	339	13.6
1964-65	James Gatewood	25	363	14.5
1965-66	Don Sidle	25	441	17.6
1966-67	Don Sidle	25	592	23.7
1967-68	Don Sidle	26	515	19.8
1968-69	Garfield Heard	25	329	13.2
1969-70	Garfield Heard	27	588	21.7
1970-71	Bobby Jack	27	468	17.3
1971-72	Bobby Jack	26	430	16.5
1972-73	Alvan Adams	21	464	22.1
1973-74	Alvan Adams	26	552	21.2
1974-75	Alvan Adams	26	691	26.5
1975-76	Rick McNeil	25	305	12.2
1976-77	John McCullough	28	425	15.2
1977-78	John McCullough	25	345	13.8
1978-79	John McCullough	31	501	16.1
1979-80	Terry Stotts	27	455	16.9
1980-81	Chucky Barnett	27	498	18.4
1981-82	Chucky Barnett	33	624	18.9
1982-83	Wayman Tisdale	33	810	24.5
1983-84	Wayman Tisdale	34	919	27.0
1984-85	Wayman Tisdale	37	932	25.2
1985-86	Darryl Kennedy	35	735	21.0

1986-87	Tim McCalister	34	672	19.8
1987-88	Stacey King	39	869	22.3
1988-89	Stacey King	33	859	26.0
1989-90	Skeeter Henry	32	555	17.3
1990-91	Jeff Webster	35	640	18.3
1991-92	Damon Patterson	30	619	20.6
1992-93	Bryatt Vann	31	528	16.9
1993-94	Jeff Webster	28	663	23.7
1994-95	Ryan Minor	32	756	23.6
1995-96	Ryan Minor	30	639	21.3
1996-97	Nate Erdmann	30	615	20.5
1997-98	Corey Brewer	33	686	20.8
1998-99	Eduardo Najera	32	495	15.5
1999-00	Eduardo Najera	34	625	18.4
2000-01	Nolan Johnson	33	434	13.2
2001-02	Hollis Price	35	577	16.5
2002-03	Hollis Price	34	612	18.0
2003-04	Jason Detrick	29	331	11.4
2004-05	Taj Gray	33	481	14.6
2005-06	Taj Gray	29	411	14.2
2006-07	Nate Carter	31	360	11.6
2007-08	Blake Griffin	33	484	14.7
2008-09	Blake Griffin	35	794	22.7

▶ FIELD GOAL PERCENTAGE (MIN. 2.0 MADE/GAME)

Year	Player	G	FG-A	Pct.
1950-51	Ted Owens	24	107-235	.476
1951-52	Sherman Norton	24	130-306	.424
1952-53	Bob Waller	21	109-316	.345
1953-54	Bob Waller	21	115-310	.371
1954-55	LeRoy Bacher	10	56-140	.400
1955-56	Joe King	23	126-311	.405
1956-57	Bob Stoermer	22	45-100	.450
1957-58	Joe King	23	138-312	.442
1958-59	Dennis Price	25	113-271	.416
1959-60	Ray Lewis	25	85-189	.449
1960-61	Warren Fouts	25	103-221	.466
1961-62	Stan Morrison	24	110-247	.405
1962-63	Farrell Johnson	14	61-124	.492
1963-64	Willie Wilson	25	106-221	.480
1964-65	James Gatewood	25	136-281	.484
1965-66	Don Sidle	25	151-317	.476
1966-67	Don Sidle	25	206-374	.551
1967-68	Don Sidle	26	189-321	.589
1968-69	Clifford Ray	25	109-228	.478
1969-70	Bobby Jack	28	129-265	.487
1970-71	Bobby Jack	27	188-353	.532
1971-72	John Yule	26	61-114	.535
1972-73	Alvan Adams	21	195-356	.547
1973-74	Bob Pritchard	26	101-179	.564
1974-75	Bob Pritchard	17	89-164	.542
1975-76	Billy Graham	25	77-130	.592
1976-77	Cliff Johnson	23	77-137	.562
1977-78	Al Beal	27	127-234	.542
1978-79	Al Beal	31	158-252	.627
1979-80	Steve Bajema	25	79-143	.552
1980-81	Les Pace	27	117-251	.467
1981-82	Chucky Barnett	33	272-511	.532
1982-83	Charles Jones	33	97-165	.587
1983-84	Wayman Tisdale	34	369-639	.577
1984-85	Wayman Tisdale	37	370-640	.578
1985-86	Darryl Kennedy	35	288-543	.530
1986-87	Harvey Grant	34	228-427	.534
1987-88	Harvey Grant	39	350-640	.547
1988-89	Mike Bell	30	81-132	.614
1989-90	Damon Patterson	32	154-306	.503
1990-91	Jeff Webster	35	253-448	.565
1991-92	Jeff Webster	30	175-386	.521
1992-93	Jeff Webster	32	217-442	.491
1993-94	Jeff Webster	28	264-513	.514
1994-95	Ernie Abercrombie	30	119-244	.488
1995-96	Ernie Abercrombie	30	153-296	.517



YEAR-BY-YEAR LEADERS

1996-97	Nate Erdmann	30	206-462	446
1997-98	Evan Wiley	32	124-209	593
1998-99	Ryan Humphrey	31	140-279	502
1999-00	Nolan Johnson	34	133-238	559
2000-01	Aaron McGhee	33	150-326	460
2001-02	Jabahri Brown	30	63-125	504
2002-03	Kevin Bookout	34	142-242	587
2003-04	Johnnie Gilbert	31	63-123	512
2004-05	Kevin Bookout	32	158-267	592
2005-06	Taj Gray	29	148-260	569
2006-07	Longar Longar	29	126-228	553
2007-08	Blake Griffin	33	184-324	568
2008-09	Blake Griffin	35	300-459	654

▶ 3-POINT FIELD GOAL PERCENTAGE (MIN. 1.0 MADE/GAME)

Year	Player	G	3FG-A	Pct.
1986-87	Ricky Grace	34	52-118	441
1987-88	Dave Sieger	39	87-219	397
1988-89	Tyrone Jones	36	56-148	392
1989-90	Terrence Mullins	22	23-49	469
1990-91	Brent Price	35	91-244	373
1991-92	Terry Evans	30	60-146	411
1992-93	Bryatt Vann	31	53-151	351
1993-94	Ryan Minor	25	30-78	385
1994-95	John Ontjes	32	44-112	393
1995-96	Dion Barnes	30	56-130	431
1996-97	Nate Erdmann	30	105-257	409
1997-98	Michael Johnson	33	34-81	420
1998-99	Tim Heskett	32	79-167	473
1999-00	Tim Heskett	34	75-180	417
2000-01	Kelley Newton	33	79-182	434
2001-02	Hollis Price	35	84-220	382
2003-03	Quannas White	34	50-110	455
2003-04	De'Angelo Alexander	31	40-107	374
2004-05	Lawrence McKenzie	32	74-170	435
2005-06	Michael Neal	27	87-205	424
2006-07	Tony Crocker	31	35-98	357
2007-08	Tony Crocker	35	64-151	424
2008-09	Willie Warren	36	67-180	372

▶ FREE THROW PERCENTAGE (MIN. 2.0 MADE/GAME)

Year	Player	G	FT-A	Pct.
1951-52	Sherman Norton	24	104-141	737
1952-53	Del McEachern	21	82-111	739
1953-54	Lynn Hart	21	61-77	792
1954-55	Lynn Hart	21	96-122	787
1955-56	Joe King	23	104-157	662
1956-57	Gene Hudson	23	80-112	714
1957-58	Dennis Price	23	60-82	732
1958-59	Dennis Price	25	102-140	729
1959-60	Delbert Heidebrecht	24	125-157	796
1960-61	Warren Fouts	25	71-93	763
1961-62	Warren Fouts	24	67-94	713
1962-63	Farrell Johnson	14	66-80	825
1963-64	Butch Roberts	25	91-109	835
1964-65	Dave Barrett	25	76-105	724
1965-66	Don Sidle	25	139-203	684
1966-67	Willie Rogers	24	100-132	758
1967-68	Willie Rogers	26	87-120	725
1968-69	Garfield Heard	25	67-123	545
1969-70	Scott Martin	28	120-156	769
1970-71	Scott Martin	27	96-120	800
1971-72	Scott Martin	25	82-96	854
1972-73	Alvan Adams	21	74-110	673
1973-74	Alvan Adams	26	80-116	689
1974-75	Alvan Adams	26	133-183	726
1975-76	Billy Graham	25	69-96	719
1976-77	John McCullough	28	97-123	789
1977-78	John McCullough	25	65-86	756
1978-79	Terry Stotts	31	76-98	776
1979-80	Terry Stotts	27	87-110	791
1980-81	Steve Bajema	27	89-124	718

1981-82	David Little	33	150-181	829
1982-83	David Little	33	155-190	816
1983-84	Tim McCalister	31	96-125	768
1984-85	Darryl Kennedy	37	106-134	791
1985-86	Tim McCalister	34	118-144	819
1986-87	Tim McCalister	34	125-156	801
1987-88	Harvey Grant	39	113-155	729
1988-89	Tyrone Jones	36	92-118	780
1989-90	Skeeter Henry	32	130-155	839
1990-91	Brent Price	35	161-198	838
1991-92	Jeff Webster	30	83-104	798
1992-93	Ken Conley	31	85-114	786
1993-94	John Ontjes	28	105-121	867
1994-95	John Ontjes	32	115-139	827
1995-96	Ryan Minor	30	143-174	822
1996-97	Corey Brewer	30	192-246	780
1997-98	Corey Brewer	33	186-233	798
1998-99	Michael Johnson	32	100-124	806
1999-00	Nolan Johnson	34	73-92	793
2000-01	Nolan Johnson	33	133-161	826
2001-02	Hollis Price	35	83-99	838
2002-03	Hollis Price	34	130-140	929
2003-04	Jason Detrick	29	92-119	773
2004-05	Terrell Everett	33	100-125	800
2005-06	Terrell Everett	29	61-77	792
2006-07	Nate Carter	31	109-126	865
2007-08	Taylor Griffin	35	73-95	768
2008-09	Willie Warren	36	114-146	781

▶ REBOUNDING

Year	Player	G	Reb.	Avg.
1954-55	LeRoy Bacher	10	1130	13.0
1955-56	Joe King	23	219	9.5
1956-57	Don Schwall	23	201	8.7
1957-58	Joe King	23	178	7.7
1958-59	Dennis Price	25	125	5.0
1959-60	Brian Etheridge	25	128	5.1
1960-61	Brian Etheridge	25	160	6.4
1961-62	Warren Fouts	24	175	7.3
1962-63	James Gatewood	24	166	6.9
1963-64	James Gatewood	25	195	7.8
1964-65	James Gatewood	25	199	8.0
1965-66	Don Sidle	25	228	9.1
1966-67	Don Sidle	25	274	11.0
1967-68	Don Sidle	26	260	10.0
1968-69	Garfield Heard	27	243	9.7
1969-70	Garfield Heard	27	337	12.5
1970-71	Clifford Ray	27	325	12.0
1971-72	Bobby Jack	26	194	7.5
1972-73	Alvan Adams	21	277	13.2
1973-74	Alvan Adams	26	315	12.1
1974-75	Alvan Adams	26	346	13.3
1975-76	Kevin Jones	17	109	5.9
1976-77	Al Beal	28	197	7.0
1977-78	Al Beal	27	215	8.0
1978-79	Al Beal	31	282	9.1
1979-80	Al Beal	27	223	8.3
1980-81	Steve Bajema	27	226	8.4
1981-82	Charles Jones	33	199	6.0
1982-83	Wayman Tisdale	33	341	10.3
1983-84	Wayman Tisdale	34	329	9.7
1984-85	Wayman Tisdale	37	378	10.2
1985-86	Darryl Kennedy	35	287	8.2
1986-87	Harvey Grant	34	338	9.9
1987-88	Harvey Grant	39	365	9.4
1988-89	Stacey King	33	332	10.1
1989-90	William Davis	31	263	8.5
1990-91	Kermit Holmes	31	289	9.3
1991-92	Bryan Sallier	28	255	9.1
1992-93	Bryan Sallier	25	216	8.6
1993-94	Jeff Webster	28	217	7.8
1994-95	Ryan Minor	32	269	8.4
1995-96	Ernie Abercrombie	30	304	10.1

YEAR-BY-YEAR LEADERS



► **Austin Johnson** led Oklahoma in assists in each of the last three seasons. He finished his career with 367 assists to rank 10th in school history.

1996-97	Eduardo Najera	30	167	5.6
1997-98	Ryan Humphrey	32	209	6.5
1998-99	Eduardo Najera	32	266	8.3
1999-00	Eduardo Najera	34	314	9.2
2000-01	Daryan Selvy	32	166	5.2
2001-02	Aaron McGhee	36	278	7.7
2002-03	Kevin Bookout	34	202	5.9
2003-04	Jabahri Brown	25	127	5.1
2004-05	Taj Gray	33	271	8.2
2005-06	Taj Gray	29	222	7.7
2006-07	Longar Longar	31	206	7.1
2007-08	Blake Griffin	33	301	9.1
2008-09	Blake Griffin	35	504	14.4

► ASSISTS

Year	Player	G	Ast.	Avg.
1976-77	Eddie Fields	28	144	5.1
1977-78	John McCullough	25	87	3.5
1978-79	Raymond Whitley	31	134	4.3
1979-80	Raymond Whitley	27	118	4.4
1980-81	Bo Overton	27	112	4.1
1981-82	Bo Overton	32	144	4.5
1982-83	Bo Overton	31	221	7.1
1983-84	Jan Pannell	34	240	7.1
1984-85	Anthony Bowie	37	196	5.3
1985-86	Linwood Davis	34	170	5.0
1986-87	Ricky Grace	34	191	5.6
1987-88	Ricky Grace	39	280	7.2
1988-89	Mookie Blaylock	35	233	6.7
1989-90	Terry Evans	32	141	4.4
	Skeeter Henry	32	141	4.4
1990-91	Brent Price	35	192	5.5
1991-92	Brent Price	30	185	6.2
1992-93	Terry Evans	32	185	5.8
1993-94	John Ontjes	28	181	6.5
1994-95	John Ontjes	32	217	6.8
1995-96	Tyrone Foster	30	169	5.6
1996-97	Corey Brewer	30	106	3.5
1997-98	Michael Johnson	33	141	4.3
1998-99	Michael Johnson	32	125	3.9
1999-00	Hollis Price	34	120	3.5
2000-01	Hollis Price	33	154	4.6
2001-02	Quannas White	36	169	4.7
2002-03	Quannas White	34	139	4.1
2003-04	Drew Lavender	31	121	3.9
2004-05	Terrell Everett	33	166	5.0
2005-06	Terrell Everett	29	199	6.9
2006-07	Austin Johnson	31	87	2.8
2007-08	Austin Johnson	35	95	2.7
2008-09	Austin Johnson	36	140	3.9

► BLOCKED SHOTS

Year	Player	G	Blk.	Avg.
1976-77	Al Beal	28	59	2.1
1977-78	Al Beal	27	36	1.3
1978-79	Al Beal	31	85	2.7
1979-80	Al Beal	27	50	1.9
1980-81	Les Pace	27	31	1.1
1981-82	Les Pace	27	29	1.1
1982-83	Wayman Tisdale	33	82	2.5
1983-84	Wayman Tisdale	34	75	2.2
1984-85	Wayman Tisdale	37	52	1.4
1985-86	Stacey King	14	26	1.9
1986-87	Harvey Grant	34	28	0.8
1987-88	Stacey King	39	103	2.6
1988-89	Stacey King	33	75	2.3
1989-90	Jackie Jones	31	64	2.1
1990-91	Martin Keane	30	34	1.1
1991-92	Bryan Sallier	28	44	1.6
1992-93	Ken Conley	31	46	1.5
1993-94	Ken Conley	28	21	0.8
1994-95	James Mayden	32	60	1.9
1995-96	Ryan Minor	30	24	0.8
1996-97	Evan Wiley	30	20	0.7
1997-98	Ryan Humphrey	32	58	1.8
1998-99	Ryan Humphrey	31	61	2.0
1999-00	Renzi Stone	34	27	0.8
2000-01	Johnnie Gilbert	26	23	0.9
2001-02	Jabahri Brown	30	40	1.3
2002-03	Jabahri Brown	32	41	1.3
2003-04	Johnnie Gilbert	31	47	1.5
2004-05	Taj Gray	33	59	1.8
2005-06	Taj Gray	29	45	1.6
2006-07	Longar Longar	31	41	1.4
2007-08	Longar Longar	33	33	1.0
2008-09	Blake Griffin	35	41	1.2

► STEALS

Year	Player	G	Stl.	Avg.
1976-77	Eddie Fields	28	58	2.1
1977-78	John McCullough	25	33	1.3
1978-79	John McCullough	31	63	2.0
1979-80	Terry Stotts	27	40	1.5
1980-81	Les Pace	27	32	1.2
1981-82	David Little	27	38	1.4
1982-83	David Little	33	51	1.5
1983-84	Jan Pannell	34	66	1.9
1984-85	Tim McCalister	37	90	2.4
1985-86	Tim McCalister	34	87	2.6
1986-87	Tim McCalister	34	81	2.4
1987-88	Mookie Blaylock	39	150	3.8
1988-89	Mookie Blaylock	35	131	3.7
1989-90	Smokey McCovery	32	68	2.1
1990-91	Brent Price	35	97	2.8
1991-92	Brent Price	30	80	2.7
1992-93	Terry Evans	32	97	3.0
1993-94	Pete Lewis	28	54	1.9
1994-95	Ryan Minor	32	70	2.2
1995-96	Ryan Minor	30	49	1.6
1996-97	Corey Brewer	30	58	1.9
1997-98	Corey Brewer	33	54	1.6
	Michael Johnson	33	54	1.6
1998-99	Michael Johnson	32	65	2.0
1999-00	Eduardo Najera	34	59	1.7
2000-01	Hollis Price	33	63	1.9
2001-02	Hollis Price	35	60	1.7
2002-03	Hollis Price	34	54	1.6
2003-04	Drew Lavender	31	53	1.7
2004-05	Terrell Everett	33	57	1.7
2005-06	Terrell Everett	29	51	1.8
2006-07	David Godbold	31	41	1.3
2007-08	David Godbold	35	39	1.1
	Austin Johnson	35	39	1.1
2008-09	Taylor Griffin	36	47	1.3
	Austin Johnson	36	47	1.3



YEAR-BY-YEAR TEAM STATISTICS


THE RECORDS

Year	G	FG-A	PCT	3FG-A	PCT	FT-A	PCT	REB	AVG	PF	A	TO	BK	ST	PTS	AVG
1950-51	24	427-1131	.377	—	—	383-547	.700	—	—	—	—	—	—	—	1237	51.5
Opponents	24	436-1397	.312	—	—	301-467	.644	—	—	—	—	—	—	—	1173	48.9
1951-52	24	463-1387	.334	—	—	358-549	.652	—	—	—	—	—	—	—	1284	53.5
Opponents	24	542-1487	.364	—	—	366-585	.626	—	—	—	—	—	—	—	1450	60.4
1952-53	21	430-1300	.331	—	—	513-787	.652	—	—	—	—	—	—	—	1373	65.4
Opponents	21	475-1396	.340	—	—	510-838	.609	—	—	—	—	—	—	—	1460	69.5
1953-54	21	446-1251	.356	—	—	537-753	.713	—	—	472	—	—	—	—	1429	68.1
Opponents	21	530-1390	.381	—	—	475-723	.656	—	—	489	—	—	—	—	1535	73.1
1954-55	21	443-1264	.350	—	—	576-797	.732	750	35.7	374	—	—	—	—	1462	69.6
Opponents	21	615-1552	.390	—	—	438-627	.699	988	47.0	459	—	—	—	—	1688	80.4
1955-56	23	506-1385	.365	—	—	416-624	.667	873	38.0	456	—	—	—	—	1428	62.1
Opponents	23	542-1481	.366	—	—	547-775	.706	977	42.5	375	—	—	—	—	1631	70.9
1956-57	23	454-1379	.329	—	—	454-686	.661	812	35.3	489	—	—	—	—	1362	59.2
Opponents	23	463-1319	.352	—	—	581-838	.693	928	40.3	408	—	—	—	—	1507	65.5
1957-58	23	502-1364	.368	—	—	339-507	.669	788	34.3	512	—	—	—	—	1344	58.4
Opponents	23	441-1217	.362	—	—	458-696	.658	872	37.9	375	—	—	—	—	1340	58.3
1958-59	25	467-1336	.356	—	—	433-618	.700	892	35.7	489	—	—	—	—	1385	55.4
Opponents	25	474-1355	.349	—	—	493-704	.700	1010	40.4	446	—	—	—	—	1441	57.6
1959-60	25	511-1352	.378	—	—	471-669	.704	861	34.4	515	—	—	—	—	1493	59.7
Opponents	25	469-1355	.339	—	—	485-723	.671	938	37.5	470	—	—	—	—	1421	56.8
1960-61	25	552-1471	.375	—	—	375-547	.686	912	36.5	485	—	—	—	—	1479	59.2
Opponents	25	546-1450	.377	—	—	467-669	.698	1000	40.0	395	—	—	—	—	1559	62.4
1961-62	24	539-1397	.386	—	—	317-470	.674	983	41.0	465	—	—	—	—	1395	58.1
Opponents	24	560-1358	.412	—	—	407-610	.667	986	41.1	363	—	—	—	—	1527	63.6
1962-63	25	685-1599	.428	—	—	461-667	.691	1066	42.6	471	—	—	—	—	1831	73.2
Opponents	25	766-1712	.447	—	—	405-625	.648	1112	44.5	493	—	—	—	—	1937	77.5
1963-64	25	722-1816	.398	—	—	499-694	.719	1278	51.1	521	—	—	—	—	1943	77.7
Opponents	25	848-1880	.451	—	—	462-665	.693	1246	49.8	532	—	—	—	—	2158	86.3
1964-65	25	707-1660	.426	—	—	408-594	.687	1143	45.7	516	—	—	—	—	1822	72.9
Opponents	25	723-1718	.421	—	—	448-645	.695	1051	43.0	458	—	—	—	—	1894	75.8
1965-66	25	749-1688	.444	—	—	427-622	.686	1004	40.2	497	—	—	—	—	1925	77.0
Opponents	25	749-1730	.433	—	—	424-612	.693	1106	44.2	390	—	—	—	—	1922	76.9
1966-67	25	741-1613	.459	—	—	475-654	.728	1064	42.6	434	—	—	—	—	1957	78.3
Opponents	25	837-1810	.462	—	—	407-568	.717	1121	44.8	491	—	—	—	—	2101	84.1
1967-68	26	732-1538	.476	—	—	415-654	.635	1030	39.6	497	—	—	—	—	1879	75.2
Opponents	26	733-1677	.439	—	—	472-644	.733	996	38.3	499	—	—	—	—	1936	74.5
1968-69	25	628-1507	.417	—	—	339-526	.644	929	37.2	509	—	—	—	—	1595	63.8
Opponents	25	668-1572	.425	—	—	500-691	.723	942	37.7	418	—	—	—	—	1822	72.9
1969-70	28	790-1714	.461	—	—	506-739	.685	1094	39.1	544	—	—	—	—	2084	74.4
Opponents	28	766-1781	.430	—	—	525-736	.712	1048	37.4	526	—	—	—	—	2047	73.1
1970-71	27	833-1659	.502	—	—	458-654	.700	1005	37.2	486	—	—	—	—	2124	78.7
Opponents	27	747-1773	.421	—	—	440-643	.684	926	34.3	501	—	—	—	—	1938	71.8
1971-72	26	791-1620	.457	—	—	474-658	.720	922	35.5	523	—	—	—	—	1956	75.2
Opponents	26	699-1567	.446	—	—	536-756	.709	920	35.4	521	—	—	—	—	1934	74.4
1972-73	26	840-1846	.454	—	—	295-443	.666	1002	38.5	499	—	—	—	—	1975	75.9
Opponents	26	766-1800	.421	—	—	348-524	.664	992	38.2	493	—	—	—	—	1880	72.3
1973-74	26	884-1822	.480	—	—	310-459	.675	1008	38.8	498	—	—	—	—	2078	79.9
Opponents	26	772-1863	.414	—	—	333-493	.675	951	36.6	497	—	—	—	—	1897	73.0
1974-75	26	810-1743	.464	—	—	353-535	.659	1006	38.6	505	—	—	—	—	1977	76.0
Opponents	26	800-1807	.442	—	—	360-507	.710	973	37.4	504	—	—	—	—	1960	75.4
1975-76	26	657-1453	.452	—	—	299-425	.703	825	31.7	511	—	—	—	—	1613	62.0
Opponents	26	691-1426	.484	—	—	286-449	.636	874	33.6	484	—	—	—	—	1669	64.2
1976-77	28	788-1701	.463	—	—	378-573	.659	1126	40.2	570	505	525	104	219	1954	70.0
Opponents	28	742-1680	.441	—	—	392-587	.668	1007	36.0	579	288	492	78	161	1876	67.0
1977-78	27	768-1572	.490	—	—	333-521	.640	948	35.1	551	353	437	64	168	1869	69.2
Opponents	27	741-1599	.463	—	—	388-556	.688	954	35.3	519	212	438	71	145	1570	58.2
1978-79	31	943-1885	.490	—	—	412-551	.748	1149	37.1	566	533	435	126	211	2298	74.1
Opponents	31	884-1915	.462	—	—	383-553	.693	1111	35.8	566	428	468	65	65	2151	69.4
1979-80	27	801-1543	.519	—	—	371-532	.697	923	34.2	511	417	405	94	140	1973	73.1
Opponents	27	763-1619	.471	—	—	352-490	.718	851	31.5	502	300	366	49	135	1878	70.0

YEAR-BY-YEAR TEAM STATISTICS

Year	G	FG-A	PCT	3FG-A	PCT	FT-A	PCT	REB	AVG	PF	A	TO	BK	ST	PTS	AVG
1980-81	27	794-1829	.434	—	—	369-501	.737	1025	38.0	531	351	437	60	174	1957	72.5
Opponents	27	866-1730	.501	—	—	425-581	.732	1047	38.8	510	478	411	45	204	2151	80.0
1981-82	33	971-2015	.482	—	—	547-774	.707	1166	35.3	623	551	439	101	221	2489	75.4
Opponents	33	949-1993	.476	—	—	436-630	.692	1140	34.6	682	530	517	76	213	2334	70.7
1982-83	33	1078-2125	.508	—	—	561-811	.692	1292	39.2	497	702	426	134	213	2717	82.3
Opponents	33	1008-2237	.451	—	—	317-459	.691	1176	35.6	683	447	442	49	209	2333	70.7
1983-84	34	1170-2343	.499	—	—	613-934	.656	1424	41.9	612	667	429	122	270	2853	83.9
Opponents	34	1021-2197	.465	—	—	425-623	.682	1248	36.7	797	568	588	62	214	2467	72.6
1984-85	37	1335-2624	.508	—	—	658-930	.708	1534	41.5	728	828	456	115	337	3328	90.0
Opponents	37	1101-2406	.458	—	—	595-811	.734	1299	35.1	801	626	615	82	247	2797	75.6
1985-86	35	1207-2494	.484	—	—	663-876	.757	1379	39.4	684	654	400	126	325	3077	87.9
Opponents	35	1057-2205	.479	—	—	526-734	.716	1273	36.3	738	510	618	81	190	2640	75.4
1986-87	34	1113-2369	.470	196-473	.414	606-848	.714	1408	41.4	623	634	425	112	301	3028	89.1
Opponents	34	1040-2170	.479	154-400	.385	490-704	.696	1270	34.7	696	575	596	66	216	2724	80.1
1987-88	39	1533-3094	.495	299-791	.378	647-930	.696	1658	42.5	799	862	529	201	486	4012	102.9
Opponents	39	1208-2635	.459	137-410	.443	606-865	.701	1686	43.3	803	545	931	93	272	3159	81.0
1988-89	36	1398-2850	.491	232-618	.377	652-941	.686	1578	43.8	783	743	528	209	360	3680	102.2
Opponents	36	1168-2519	.464	161-450	.358	690-963	.716	1575	43.8	801	599	760	132	283	3187	88.5
1989-90	32	1183-2509	.471	208-561	.371	668-929	.720	1514	47.3	691	647	440	157	371	3243	101.3
Opponents	32	930-2164	.430	149-465	.320	563-792	.711	1316	42.5	716	500	712	116	206	2562	80.4
1990-91	35	1189-2566	.463	215-631	.341	770-1054	.731	1495	42.7	774	665	570	150	370	3363	96.1
Opponents	35	1121-2384	.473	178-496	.359	669-961	.696	1485	42.4	820	560	723	149	341	3089	88.3
1991-92	30	1047-2221	.471	199-523	.380	545-799	.682	1316	43.9	665	556	432	145	291	2838	94.6
Opponents	30	885-1964	.435	179-529	.338	570-813	.701	1248	41.3	682	440	617	106	211	2458	81.9
1992-93	32	1036-2274	.455	191-567	.337	587-875	.685	1315	41.1	671	553	451	122	405	2850	89.1
Opponents	32	924-1996	.463	164-485	.338	516-786	.656	1311	41.0	707	437	701	116	233	2528	78.0
1993-94	28	881-1982	.444	164-483	.339	521-745	.699	1144	40.9	620	191	409	99	257	2447	87.3
Opponents	28	826-1793	.481	212-574	.369	566-838	.675	1218	43.5	606	468	504	100	207	2430	86.7
1994-95	32	916-1944	.471	218-606	.360	564-755	.747	1239	38.7	648	565	463	128	219	2614	81.7
Opponents	32	842-2019	.417	177-603	.294	493-713	.691	1181	36.9	687	450	468	85	236	2354	73.6
1995-96	30	863-1945	.444	207-576	.359	438-518	.709	1222	40.7	675	484	308	82	201	2731	79.0
Opponents	30	792-1782	.444	192-525	.366	416-609	.683	1095	36.5	554	430	444	103	188	2192	73.1
1996-97	30	751-1741	.431	194-552	.351	532-735	.724	1054	35.1	637	398	425	97	262	2228	74.3
Opponents	30	673-1554	.433	120-396	.303	494-710	.696	1010	33.7	627	354	535	82	200	1960	65.3
1997-98	33	829-1860	.446	182-518	.351	622-887	.701	1260	38.2	651	477	510	139	245	2462	74.6
Opponents	33	797-1856	.429	185-563	.429	474-690	.687	1090	33.0	719	378	492	129	247	2253	68.3
1998-99	32	776-1844	.421	274-707	.388	420-645	.651	1220	38.1	611	448	462	124	229	2246	70.2
Opponents	32	693-1715	.404	162-493	.329	432-666	.649	1127	35.2	602	336	508	91	206	1980	61.9
1999-00	34	917-2004	.458	263-687	.383	449-632	.710	1254	36.9	643	525	435	89	241	2546	74.9
Opponents	34	729-1796	.406	174-574	.303	485-691	.702	1126	33.1	601	381	538	86	209	2117	62.3
2000-01	33	859-1924	.446	242-636	.381	494-668	.740	1184	35.9	706	444	420	91	281	2454	74.4
Opponents	33	716-1661	.431	171-504	.339	519-798	.650	1096	33.2	627	376	565	93	189	2122	64.3
2001-02	36	1011-2281	.443	236-674	.350	549-716	.767	1439	40.0	716	517	427	134	325	2807	78.0
Opponents	36	795-1960	.406	170-568	.299	567-827	.686	1228	34.1	672	441	584	128	206	2327	64.6
2002-03	34	853-1912	.446	250-638	.392	436-629	.693	1251	36.8	619	482	412	123	237	2392	70.4
Opponents	34	740-1796	.412	150-468	.321	411-615	.668	1098	32.3	604	354	474	90	187	2041	60.0
2003-04	31	714-1749	.408	206-619	.333	423-632	.669	1050	33.9	623	376	405	156	264	2057	66.4
Opponents	31	660-1554	.425	148-421	.352	457-662	.690	1118	36.1	574	368	547	104	195	1925	62.1
2004-05	33	908-1907	.476	214-576	.372	450-652	.690	1172	35.5	607	511	449	135	291	2480	75.2
Opponents	33	750-1744	.430	125-428	.292	463-661	.700	1040	31.5	595	399	526	85	228	2088	63.3
2005-06	29	716-1586	.451	174-485	.359	389-545	.714	1060	36.6	499	423	411	100	207	1995	68.8
Opponents	29	641-1465	.438	175-450	.389	390-525	.743	803	27.7	520	329	401	77	201	1847	63.7
2006-07	31	743-1709	.435	185-568	.326	401-557	.720	1116	36.0	567	415	425	131	212	2072	66.8
Opponents	31	636-1568	.406	159-499	.319	417-605	.689	975	31.5	556	339	453	96	191	1848	59.6
2007-08	35	831-1880	.442	220-632	.348	496-728	.681	1240	35.4	595	436	451	135	226	2378	67.9
Opponents	35	796-1924	.414	218-668	.326	424-583	.727	1147	32.8	694	382	463	112	238	2234	63.8
2008-09	36	982-1997	.492	242-689	.351	627-929	.675	1402	38.9	616	521	500	156	249	2833	78.7
Opponents	36	868-2182	.398	261-769	.339	433-629	.688	1201	33.4	770	430	456	73	234	2430	67.5

FRESHMAN CATEGORY LEADERS



► Willie Warren

► GAMES PLAYED

Player	GP	Year
1. Terrence Mullins.....	37	1988
2. Willie Warren	36	2009
3. Jeff Webster*	35	1991
4. De'Angelo Alexander	34	2003
Kevin Bookout.....	34	2003
Hollis Price	34	2000
7. Blake Griffin	33	2008
David Johnson.....	33	1984
Wayman Tisdale.....	33	1983
10. Ryan Humphrey	32	1998
Terry Evans.....	32	1990
Darryl Kennedy	32	1984

► GAMES STARTED

Player	GS	Year
1. Willie Warren	34	2009
2. Kevin Bookout.....	33	2003
3. Wayman Tisdale.....	32	1983
4. Drew Lavender.....	31	2004
5. Jeff Webster*	29	1991
6. Blake Griffin	28	2008
Tim McCalister	28	1984
8. Tony Crocker.....	25	2007
Prince Fowler	25	1995
10. Ryan Humphrey	24	1998

► MINUTES PER GAME

Player	M/G	Year
1. Wayman Tisdale.....	34.5	1983
2. Tim McCalister	31.9	1984
3. Drew Lavender.....	31.4	2004
4. Willie Warren	31.3	2009
5. Blake Griffin	28.4	2008
6. Kevin Bookout.....	27.7	2003
7. Hollis Price	26.2	2000
Jeff Webster*	26.2	1991
9. Eduardo Najera	24.6	1997
10. Tony Crocker.....	23.3	2007
Ryan Humphrey	23.3	1998

► POINTS

Player	PTS	Year
1. Wayman Tisdale.....	810	1983
2. Jeff Webster*	640	1991
3. Willie Warren	525	2009
4. Tim McCalister	498	1984
5. Blake Griffin	484	2008
6. Alvan Adams.....	464	1973
7. Drew Lavender.....	350	2004
8. Kevin Bookout.....	318	2003
9. Ryan Humphrey	293	1998
10. Terry Evans.....	284	1990

► POINTS PER GAME

Player	PPG	Year
1. Wayman Tisdale.....	24.5	1983
2. Alvan Adams.....	22.1	1973
3. Jeff Webster*	18.3	1991
4. Tim McCalister	16.1	1984
5. Blake Griffin	14.7	2008
6. Willie Warren	14.6	2009
7. Drew Lavender.....	11.3	2004
8. Cary Carrabine	10.2	1976
9. Kevin Bookout.....	9.4	2003
John McCullough	9.4	1976

► FIELD GOALS

Player	FG	Year
1. Wayman Tisdale.....	338	1983
2. Jeff Webster*	253	1991
3. Tim McCalister	201	1984
4. Alvan Adams.....	195	1973
5. Blake Griffin	184	2008
6. Willie Warren	172	2009
7. Kevin Bookout.....	142	2003
8. Drew Lavender.....	118	2004
9. Aaron Curry.....	111	1977
10. Ryan Humphrey	110	1998

► FIELD GOAL ATTEMPTS

Player	FGA	Year
1. Wayman Tisdale.....	583	1983
2. Jeff Webster*	448	1991
3. Tim McCalister	430	1984
4. Willie Warren	364	2009
5. Alvan Adams.....	356	1973
6. Blake Griffin	324	2008
7. Drew Lavender.....	321	2004
8. Cary Carrabine	243	1976
9. Kevin Bookout.....	242	2003
10. Aaron Curry.....	240	1977

► FG PERCENTAGE (MIN. 2 FG/G)

Player	FG%	Year
1. Kevin Bookout.....	.587	2003
2. Wayman Tisdale.....	.580	1983
3. Blake Griffin568	2008
4. Jeff Webster*565	1991
5. Clifford Johnson.....	.562	1977
6. Alvan Adams.....	.547	1973
7. Al Beal500	1977
8. Kevin Jones492	1976
9. Ryan Humphrey482	1998
10. Willie Warren473	2009

► 3-POINT FIELD GOALS

Player	3FG	Year
1. Willie Warren	67	2009
2. Terry Evans.....	58	1990
3. Drew Lavender.....	53	2004
4. Lawrence McKenzie	45	2004
5. Tony Crocker.....	35	2007
De'Angelo Alexander	35	2003
6. Hollis Price	25	2000
Tim Heskett.....	25	1997
9. Cade Davis.....	19	2008
Terrence Mullins.....	19	1988

► 3-POINT FIELD GOAL ATTEMPTS

Player	3FGA	Year
1. Willie Warren	180	2009
2. Drew Lavender.....	144	2004
3. Lawrence McKenzie	140	2004
4. Terry Evans.....	137	1990
5. De'Angelo Alexander	100	2003
6. Tony Crocker.....	98	2007
7. Tim Heskett.....	78	1997
8. Cade Davis	69	2008
9. Hollis Price	67	2000
10. Austin Johnson	55	2006

► 3-PT. FG PERCENTAGE (MIN. 1 3FG/G)

Player	3FG%	Year
1. Terry Evans.....	.423	1990
2. Willie Warren372	2009
3. Drew Lavender.....	.368	2004
4. Tony Crocker.....	.357	2007
5. De'Angelo Alexander350	2003
6. Lawrence McKenzie321	2004

► FREE THROWS

Rk. Player	FT	Year
1. Jeff Webster*	134	1991
Wayman Tisdale.....	134	1983
3. Blake Griffin	116	2008
4. Willie Warren	114	2009
5. Tim McCalister	96	1984
6. Alvan Adams.....	74	1973
7. Ryan Humphrey.....	73	1998
8. Eduardo Najera	64	1997
9. Drew Lavender.....	61	2004
10. David Johnson	60	1984

► FREE THROW ATTEMPTS

Player	FTA	Year
1. Wayman Tisdale.....	211	1983
2. Blake Griffin	197	2008
3. Jeff Webster*	167	1991
4. Willie Warren	146	2009
5. Ryan Humphrey	133	1998
6. Tim McCalister	125	1984
7. Alvan Adams.....	110	1973
8. Al Beal	94	1977
9. Eduardo Najera	92	1997
David Johnson	92	1984

► FT PERCENTAGE (MIN. 1 FT/G)

Player	FT%	Year
1. Alex Spaulding.....	.920	1998
2. Todd Chambers872	1981
3. Hollis Price833	2000
4. Kevin Jones828	1976
5. Cary Carrabine820	1976
6. John McCullough807	1976
7. Jeff Webster*802	1991
8. Taylor Griffin794	2006
9. Drew Lavender.....	.782	2004
10. Willie Warren781	2009

► REBOUNDS

Player	REB	Year
1. Wayman Tisdale.....	341	1983
2. Blake Griffin	301	2008
3. Alvan Adams.....	277	1973
4. Ryan Humphrey	209	1998
5. David Johnson.....	205	1984
6. Kevin Bookout.....	202	2003
7. Al Beal	197	1977
8. Jeff Webster*	192	1991
9. Eduardo Najera	167	1997
10. Clifford Johnson	130	1977

► REBOUNDS PER GAME

Player	RPG	Year
1. Alvan Adams.....	13.2	1973
2. Wayman Tisdale.....	10.3	1983
3. Blake Griffin	9.1	2008

4. Al Beal	7.0	1977
5. Ryan Humphrey	6.5	1998
6. David Johnson	6.2	1984
7. Kevin Bookout.....	5.9	2003
Kevin Jones	5.9	1976
9. Clifford Johnson	5.7	1977
10. Eduardo Najera	5.6	1997

► ASSISTS

Player	A	Year
1. Terry Evans.....	141	1990
2. Tim McCalister	126	1984
3. Drew Lavender.....	121	2004
4. Hollis Price	120	2000
5. Willie Warren	113	2009
6. Prince Fowler	69	1995
7. David Johnson	66	1984
8. Blake Griffin	61	2008
9. Aaron Curry.....	59	1977
10. Tony Crocker.....	55	2007
Max Perry	55	1978

► BLOCKED SHOTS

Player	B	Year
1. Wayman Tisdale.....	82	1983
2. Al Beal	59	1977
3. Ryan Humphrey	58	1998
4. Blake Griffin	28	2008
5. Stacey King	26	1986
6. Johnnie Gilbert	23	2001
7. Jeff Webster*	22	1991
8. Kevin Bookout.....	21	2003
9. Renzi Stone.....	19	1997
10. Longar Longar.....	17	2005
Eduardo Najera	17	1997

► STEALS

Player	S	Year
1. Tim McCalister	61	1984
2. Drew Lavender.....	53	2004
3. Hollis Price	47	2000
4. Terry Evans.....	42	1990
5. Willie Warren	41	2009
6. Eduardo Najera	38	1997
7. Blake Griffin	33	2008
Wayman Tisdale.....	33	1983
9. Aaron Curry.....	31	1977
10. David Johnson	28	1984

* Denotes redshirt freshman

Note: Assists, blocks and steals were not kept until the 1976-77 season.

BIG 12 CHAMPIONSHIP

OU vs. THE BIG EIGHT/BIG 12 CHAMPIONSHIP FIELD (42-26 COMBINED RECORD; 23-16 BIG EIGHT; 19-10 BIG 12)

► vs. COLORADO (10-0)

1977*	W	68-56	Quarterfinals
1979*	W	77-57	Quarterfinals
1984*	W	90-78	Semifinals
1988*	W	99-66	Quarterfinals
1989*	W	95-87 (2OT)	Quarterfinals
1990*	W	92-80	Final
1995*	W	71-53	Quarterfinals
1997^	W	55-41	Quarterfinals
2003^	W	74-59	Quarterfinals
2008^	W	54-49	Quarterfinals

► vs. IOWA STATE (5-2)

1982*	W	71-67	Quarterfinals
1985*	W	73-71	Final
1987*	W	83-73	Quarterfinals
1989*	W	76-74	Semifinals
1993*	L	55-69	Quarterfinals
2000^	L	70-58	Final
2007^	W	68-63	First Round

► vs. KANSAS (4-7)

1979*	W	80-65	Final
1983*	L	77-87	Quarterfinals
1984*	L	78-79	Final
1986*	L	70-72	Semifinals
1987*	L	77-82	Semifinals
1990*	W	95-77	Semifinals
1992*	L	67-85	Semifinals
1998^	L	58-72	Final
2001^	W	62-57	Semifinals
2002^	W	64-55	Final
2007^	L	47-64	Quarterfinals

► vs. KANSAS STATE (4-2)

1978*	L	44-52	Quarterfinals
1979*	W	72-68	Semifinals
1981*	L	56-75	Quarterfinals
1982*	W	68-62	Semifinals
1988*	W	88-83	Final
2002^	W	63-52	Quarterfinals

* Big Eight Tournament
 ^ Big 12 Championship
 (Oklahoma has not played Baylor in the Big 12 format)



► A three-time Big 12 Tournament champion, **Hollis Price** earned MVP honors in both 2002 and 2003 after the Sooners beat Kansas and Missouri in the respective title games. Price scored 23 points against No. 1 ranked Kansas in 2002 in Kansas City and tallied 14 against Missouri the next year in Dallas. The Sooners also won the tournament title his sophomore year (2001) when they beat Texas 54-45.

► vs. MISSOURI (9-5)

1977*	L	74-90	Semifinals
1982*	L	63-68	Final
1984*	W	72-66	Quarterfinals
1985*	W	104-84	Semifinals
1986*	W	78-75	Quarterfinals
1988*	W	102-99	Semifinals
1989*	L	86-98	Final
1996*	L	88-92 (OT)	Quarterfinals
1997^	L	80-89	Semifinals
1998^	W	58-53	Quarterfinals
2000^	W	84-80 (OT)	Quarterfinals
2001^	W	67-65	Quarterfinals
2003^	W	49-47	Final
2005^	W	83-79	Quarterfinals

► vs. NEBRASKA (3-4)

1980*	L	68-75	Quarterfinals
1990*	W	78-65	Quarterfinals
1991*	L	113-117 (2OT)	Quarterfinals
1992*	W	107-85	Quarterfinals
1994*	L	88-105	Quarterfinals
2004^	W	63-59	First Round
2006^	L	63-69	Quarterfinals

► vs. OKLAHOMA STATE (1-3)

1985*	W	116-91	Quarterfinals
1995*	L	58-74	Semifinals
1999^	L	57-60	Quarterfinals
2009^	L	70-71 (OT)	Quarterfinals

► vs. TEXAS (4-2)

1998^	W	68-55	Semifinals
2000^	W	81-65	Semifinals
2001^	W	54-45	Final
2002^	W	67-51	Semifinals
2004^	L	63-66	Quarterfinals
2008^	L	49-77	Semifinals

► vs. TEXAS A&M (1-0)

1997^	W	67-58	1st Round
-------	---	-------	-----------

► vs. TEXAS TECH (1-1)

2003^	W	67-60 (OT)	Semifinals
2005^	L	63-69	Semifinals

THE RECORDS



► 1988 Big Eight Tournament Champions



BIG EIGHT CHAMPIONS
 1979 · 1985 · 1988 · 1990



BIG 12 CHAMPIONS
 2001 · 2002 · 2003

BIG 12 CHAMPIONSHIP

OKLAHOMA HIGHS

▶ INDIVIDUAL (SINGLE GAME)

Points: 33, Corey Brewer vs. Missouri, 1997 (Semis)
Field Goals: 12, Eduardo Najera vs. Texas, 2000 (Semis)
FG Attempts: 22, Nolan Johnson vs. Missouri, 2000 (Quarters)
3-Point Field Goals: 5, Quannas White vs. Colorado, 2003 (Semis); Kelley Newton vs. Kansas, 2001 (Semis); Nate Erdmann vs. Colorado, 1997 (Quarters)
3-Point FG Attempts: 12, Kelley Newton vs. Kansas, 2001 (Semis)
Free Throws: 12, Drew Lavender vs. Missouri, 2005 (Quarters)
FT Attempts: 14, Drew Lavender vs. Missouri, 2005 (Quarters)
Rebounds: 19, Blake Griffin vs. Oklahoma State, 2009 (Quarters)
Assists: 10, Austin Johnson vs. Texas, 2008 (Semis)
Blocked Shots: 4, Jabahri Brown vs. Kansas, 2002 (Final)
Steals: 4, Jabahri Brown vs. Kansas, 2002 (Final); Eduardo Najera vs. Texas A&M, 1997 (First Round)

▶ INDIVIDUAL (TOURNAMENT)

Points: 73, Corey Brewer (3 games), 1997
Field Goals: 24, Corey Brewer (3 games), 1997
FG Attempts: 49, Nate Erdmann (3 games), 1997
3-Point Field Goals: 10, Quannas White (3 games), 2003
3-Point FG Attempts: 30, Nate Erdmann (3 games), 1997
Free Throws: 22, Corey Brewer (3 games), 1997
FT Attempts: 30, Corey Brewer (3 games), 1997
Rebounds: 35, Aaron McGhee (3 games), 2002
Assists: 14, Hollis Price (3 games), 2000
Blocked Shots: 5, Larry Turner (2 games), 2004
Steals: 9, Nate Erdmann (3 games), 1997

▶ TEAM (SINGLE GAME)

Points: 84, vs. Missouri, 2000 (Quarters)
Field Goals: 27, vs. Texas, 2000 (Semis); vs. Missouri, 1997 (Semis)
FG Attempts: 71, vs. Kansas, 2002 (Final)
3-Point Field Goals: 12, vs. Colorado, 2003 (Quarters)
3-Point FG Attempts: 28, vs. Missouri, 2001 (Quarters)
Free Throws: 37, vs. Missouri, 2000 (Quarters)
FT Attempts: 47, vs. Missouri, 2000 (Quarters)
Rebounds: 54, vs. Kansas State, 2002 (Quarters)
Assists: 14, four times
Blocked Shots: 7, vs. Kansas State, 2002 (Quarters)
Steals: 12, vs. Texas, 2002 (Semis); vs. Texas A&M, 1997 (First Round)

▶ TEAM (TOURNAMENT)

Points: 222 (3 games), 2000
Field Goals: 70 (3 games), 2000
FG Attempts: 176 (3 games), 2000
3-Point Field Goals: 26 (3 games), 2003
3-Point FG Attempts: 61 (3 games), 2003, 2001, 1997
Free Throws: 67 (3 games), 2000
FT Attempts: 87 (3 games), 2000
Rebounds: 139 (3 games), 2002
Assists: 45 (3 games), 2003
Blocked Shots: 15 (3 games), 2002
Steals: 30 (3 games), 2002

▶ Current strength coach and then-senior **Jozsef Szendrei** with the 2003 Big 12 Championship trophy.



▶ Oklahoma starting guards **Quannas White** (No. 4) and **Hollis Price** direct teammates from the bench during the 2002 Big 12 Tournament championship game in Kansas City. The Sooners beat the No. 1 ranked Kansas Jayhawks, 64-55, to claim their second of three straight titles.

TOURNAMENT TOUGH

Oklahoma tied a Big 12 record in March 2004 with its 10th consecutive league tournament game victory (a 63-59 win over Nebraska in the first round). Including the 2009 event, the Sooners are 13-6 over the last nine Big 12 Championships and have claimed three title trophies.

The Sooners (five) trail only Kansas (seven) in the number of Big 12 Championship title game appearances. Texas has also made five championship game showings and is followed by Missouri (three), Oklahoma State (three) and Baylor, Iowa State and Texas Tech (one each).

BIG 12 CHAMPIONSHIP RECORDS

Team	Record	Pct.
1. Kansas	25-7	.781
2. Oklahoma	19-10	.655
3. Oklahoma State	18-11	.621
4. Texas	17-13	.567
5. Missouri	15-12	.556
6. Texas Tech	10-13	.435
7. Baylor	8-12	.400
8. Iowa State	7-12	.368
9. Kansas State	7-13	.350
Colorado	7-13	.350
11. Nebraska	5-13	.278
12. Texas A&M	3-13	.188

BIG 12 TITLE GAMES

Year	Result
1997	Kansas 87, Missouri 60
1998	Kansas 72, Oklahoma 58
1999	Kansas 53, Oklahoma State 37
2000	Iowa State 70, Oklahoma 58
2001	Oklahoma 54, Texas 45
2002	Oklahoma 64, Kansas 55
2003	Oklahoma 49, Missouri 47
2004	Oklahoma State 65, Texas 49
2005	Oklahoma State 72, Texas Tech 68
2006	Kansas 80, Texas 68
2007	Kansas 88, Texas 84 (OT)
2008	Kansas 84, Texas 74
2009	Missouri 73, Baylor 60

BIG 12 CHAMPIONSHIP

YEAR-BY-YEAR CONFERENCE CHAMPIONSHIP RESULTS

► BIG EIGHT (23-16 RECORD)

1977
Oklahoma 68, Colorado 56
Missouri 90, Oklahoma 74

1978
Kansas State 52, Oklahoma 44

1979
Oklahoma 77, Colorado 57
Oklahoma 72, Kansas State 68
Oklahoma 80, Kansas 65

1980
Nebraska 75, Oklahoma 68

1981
Kansas State 75, Oklahoma 56

1982
Oklahoma 71, Iowa State 67
Oklahoma 68, Kansas State 62
Missouri 68, Oklahoma 63

1983
Kansas 87, Oklahoma 77

1984
Oklahoma 72, Missouri 66
Oklahoma 90, Colorado 78
Kansas 79, Oklahoma 78

1985
Oklahoma 116, Oklahoma State 91
Oklahoma 104, Missouri 84
Oklahoma 73, Iowa State 71

1986
Oklahoma 78, Missouri 75
Kansas 72, Oklahoma 70

1987
Oklahoma 83, Iowa State 73
Kansas 82, Oklahoma 77

1988
Oklahoma 99, Colorado 66
Oklahoma 102, Missouri 99
Oklahoma 88, Kansas State 83

1989
Oklahoma 95, Colorado 87 (2OT)
Oklahoma 76, Iowa State 74
Missouri 98, Oklahoma 86

1990
Oklahoma 78, Nebraska 65
Oklahoma 95, Kansas 77
Oklahoma 92, Colorado 80

1991
Nebraska 117, Oklahoma 113 (2OT)

1992
Oklahoma 107, Nebraska 85
Kansas 85, Oklahoma 67

1993
Iowa State 69, Oklahoma 55

1994
Nebraska 105, Oklahoma 88

1995
Oklahoma 71, Colorado 53
Oklahoma State 74, Oklahoma 58

1996
Missouri 92, Oklahoma 88 (OT)

► BIG 12 (19-10 RECORD)

1997
Oklahoma 67, Texas A&M 58
Oklahoma 55, Colorado 41
Missouri 89, Oklahoma 80

1998
Oklahoma 58, Missouri 53
Oklahoma 68, Texas 55
Kansas 72, Oklahoma 58

1999
Oklahoma State 60, Oklahoma 57

2000
Oklahoma 84, Missouri 80 (OT)
Oklahoma 81, Texas 65
Iowa State 70, Oklahoma 58

2001
Oklahoma 67, Missouri 65
Oklahoma 62, Kansas 57
Oklahoma 54, Texas 45

2002
Oklahoma 63, Kansas State 52
Oklahoma 67, Texas 51
Oklahoma 64, Kansas 55

2003
Oklahoma 74, Colorado 59
Oklahoma 67, Texas Tech 60 (OT)
Oklahoma 49, Missouri 47

2004
Oklahoma 63, Nebraska 59
Texas 66, Oklahoma 63

2005
Oklahoma 83, Missouri 79
Texas Tech 69, Oklahoma 63


2006
Nebraska 69, Oklahoma 63

2007
Oklahoma 68, Iowa State 63
Kansas 64, Oklahoma 47

2008
Oklahoma 54, Colorado 49
Texas 77, Oklahoma 49

2009
Oklahoma State 71, Oklahoma 70

Title games in italics



► Nolan Johnson was MVP of the 2001 Big 12 Tournament.

THE RECORDS



2001 BIG 12 CHAMPS

CHAMPIONSHIP GAME
Oklahoma 54, Texas 45
Tournament MVP: Nolan Johnson

OU VS. TEXAS NOTES

OU trailed by as many as 18 in the first half and was down 26-14 at halftime ... The Sooners held Texas to three second-half field goals and outscored it 40-19 ... The win marked OU's first league tourney crown since 1990 ... Nolan Johnson scored a game-high 18 points.



2002 BIG 12 CHAMPS

CHAMPIONSHIP GAME
Oklahoma 64, Kansas 55
Tournament MVP: Hollis Price

OU VS. KANSAS NOTES

OU shut down the nation's No. 1-ranked and highest scoring team by holding Kansas to a .333 field goal mark and forcing 20 turnovers ... Hollis Price scored 12 of his 23 points in the final 8:26 to seal the win ... KU was 18-0 on the year against Big 12 teams.



2003 BIG 12 CHAMPS

CHAMPIONSHIP GAME
Oklahoma 49, Missouri 47
Tournament MVP: Hollis Price

OU VS. MISSOURI NOTES

The Sooners won despite scoring just 12 second-half points ... OU made five treys in the first half's final five minutes to lead 37-18 at the break ... Hollis Price led OU with 14 points while Quannas White added 10 ... The win was OU's ninth straight in the Big 12 Tourney.

POSTSEASON RESULTS

NCAA TOURNAMENT RESULTS (35-26 RECORD)

1939 (West Regional)

FINAL FOUR

OU 50, Utah State 39
Oregon 55, OU 37

1943 (West Regional)

OU 48, Washington 41
Wyoming 53, OU 50

1947 (West Regional)

NATIONAL CHAMPIONSHIP GAME

OU 56, Oregon State 54
OU 55, Texas 54
Holy Cross 58, OU 47**

1979 (Midwest Regional)

SWEET 16

OU 90, Texas 76
Indiana State 93, OU 72

1983 (Midwest Regional)

OU 71, Alabama-Birmingham 63
Indiana 63, OU 49

1984 (West Regional)

Dayton 89, OU 85

1985 (Midwest Regional)

ELITE EIGHT

OU 96, North Carolina A&T 83
OU 75, Illinois State 69
OU 86, Louisiana Tech 84 (OT)
Memphis State 63, OU 61

1986 (East Regional)

OU 80, Northeastern 74
DePaul 74, OU 69

1987 (West Regional)

SWEET 16

OU 74, Tulsa 69
OU 96, Pittsburgh 93
Iowa 93, OU 91 (OT)

1988 (Southeast Regional)

NATIONAL CHAMPIONSHIP GAME

OU 94, UT-Chattanooga 66
OU 107, Auburn 87
OU 108, Louisville 98
OU 78, Villanova 59
OU 86, Arizona 78
Kansas 83, OU 79**

1989 (Southeast Regional)

SWEET 16

OU 72, East Tennessee State 71
OU 124, Louisiana Tech 81
Virginia 86, OU 80

1990 (Midwest Regional)

OU 77, Towson State 68
North Carolina 79, OU 77

1992 (West Regional)

Southwestern Louisiana 87, OU 83

1995 (Southeast Regional)

Manhattan 77, OU 67

1996 (Southeast Regional)

Temple 61, OU 43

1997 (West Regional)

Stanford 80, OU 67

1998 (East Regional)

Indiana 94, OU 87 (OT)

1999 (Midwest Regional)

SWEET 16

OU 61, Arizona 60
OU 85, UNC Charlotte 72
Michigan State 54, OU 46

2000 (West Regional)

OU 74, Winthrop 50
Purdue 66, OU 62

2001 (South Regional)

Indiana State 70, OU 68 (OT)

2002 (West Regional)

FINAL FOUR

OU 71, Illinois-Chicago 63
OU 78, Xavier 65
OU 88, Arizona 67
OU 81, Missouri 75
Indiana 73, OU 64

2003 (East Regional)

ELITE EIGHT

OU 71, South Carolina State 54
OU 74, California 65
OU 65, Butler 54
Syracuse 63, OU 47

2005 (Austin Regional)

OU 84, Niagara 67
Utah 67, OU 58

2006 (Minneapolis Regional)

UW-Milwaukee 82, OU 74

2008 (East Regional)

OU 72, Saint Joseph's 64
Louisville 78, OU 48

2009 (South Regional)

ELITE EIGHT

OU 82, Morgan State 54
OU 73, Michigan 63
OU 84, Syracuse 71
North Carolina 72, OU 60

** NCAA championship game

OU'S ALL-TIME NCAA TOURNAMENT SEEDS

Year	Seed	Record
1939	—	1-1
1943	—	1-1
1947	—	3-1
1979	5	1-1
1983	7	1-1
1984	2	0-1
1985	1	3-1
1986	4	1-1
1987	6	2-1
1988	1	5-1
1989	1	2-1
1990	1	1-1
1992	4	0-1
1995	4	0-1
1996	10	0-1
1997	11	0-1
1998	10	0-1
1999	13	2-1
2000	3	1-1
2001	4	0-1
2002	2	4-1
2003	1	3-1
2005	3	1-1
2006	6	0-1
2008	6	1-1
2009	2	3-1



► Jeff Webster averaged 18.3 points a game as a freshman in 1990-91 when he led OU to the NIT final against Stanford.

NATIONAL INVITATION TOURNAMENT RESULTS (10-7 RECORD)

1970

OU 74, Louisville 73
LSU 97, OU 94

1971

Hawaii 87, OU 86 (20T)

1982

SEMIFINALIST

OU 81, Oral Roberts 73
OU 80, UC-Irvine 77
OU 91, Dayton 82
Bradley 84, OU 68

1991

FINALIST

OU 111, Tulsa 86
OU 89, Cincinnati 81 (OT)
OU 83, Providence 74
OU 88, Colorado 78
Stanford 78, OU 72



1993

OU 88, Michigan State 86
Minnesota 86, OU 72

1994

Vanderbilt 77, OU 67

2004

OU 70, LSU 61
Michigan 63, OU 52

POSTSEASON SINGLE-GAME RECORDS

NCAA TOURNAMENT

▶ OKLAHOMA INDIVIDUAL

Points: 37, Stacey King vs. Auburn, March 19, 1988
Field Goals: 14, Blake Griffin vs. Michigan, March 21, 2009; Mookie Blaylock vs. Louisiana Tech, March 18, 1989; Harvey Grant vs. Louisville, March 24, 1988; Stacey King vs. Auburn, March 19, 1988; Wayman Tisdale vs. Illinois State, March 16, 1985
Field Goal Attempts: 28, Mookie Blaylock vs. Louisiana Tech, March 18, 1989
3-Point Field Goals: 7, Dave Sieger vs. Kansas, April 4, 1988; Tim McCalister vs. Iowa, March 20, 1987
3-Point Field Goal Attempts: 13, Dave Sieger vs. Kansas, April 4, 1988
Free Throws: 12, Wayman Tisdale vs. Dayton, March 17, 1984
Free Throw Attempts: 14, David Johnson vs. Northeastern, March 13, 1986
Rebounds: 17, Blake Griffin vs. Michigan, March 21, 2009; Harvey Grant vs. Tulsa, March 13, 1987
Assists: 11, Terrell Everett vs. UW-Milwaukee, March 16, 2006; John Ontjes vs. Manhattan, March 16, 1995; John McCullough vs. Texas, March 10, 1979
Turnovers: 8, Ray Whitley vs. Indiana State, March 5, 1979
Blocks: 5, Al Beal vs. Texas, March 10, 1979
Steals: 7, Mookie Blaylock vs. Kansas, April 4, 1988; Ricky Grace vs. Iowa, March 20, 1987

▶ OKLAHOMA TEAM

Points: 124, vs. Louisiana Tech, March 18, 1989
Field Goals: 48, vs. Louisiana Tech, March 18, 1989
Field Goal Attempts: 98, vs. La. Tech, March 18, 1989
Field Goal Percentage: .660 (35-53), vs. Illinois State, March 16, 1987
3-Point Field Goals: 13, vs. UNC Charlotte, March 14, 1999
3-Point Field Goal Attempts: 28, vs. Syracuse, March 30, 2003; vs. UNC Charlotte, March 14, 1999
3-Point Field Goal Percentage (min. 10 attempts): .556 (10-for-18) vs. South Carolina State, March 20, 2003
Free Throws: 24 vs. Missouri, March 23, 2002; vs. Xavier, March 17, 2002
Free Throw Attempts: 36 vs. Louisville, March 24, 1988
Free Throw Percentage (min. 10 attempts): .900 (18-for-20), vs. North Carolina A&T, March 14, 1985
Rebounds: 62, vs. Louisiana Tech, March 18, 1989
Assists: 31, vs. Auburn, March 19, 1988
Turnovers: 21 vs. Manhattan, March 16, 1995
Blocks: 10, vs. Texas, March 10, 1979
Steals: 16, vs. Louisiana Tech, March 18, 1989; vs. Auburn, March 19, 1988

▶ OPPONENT INDIVIDUAL

Points: 41, Roosevelt Chapman, Dayton, March 17, 1984
Field Goals: 13, Danny Manning, Kansas, April 4, 1988; Sean Elliott, Arizona, April 2, 1988; Roosevelt Chapman, Dayton, March 17, 1984
Field Goal Attempts: 34, Reggie Lewis, Northeastern, March 13, 1986
3-Point Field Goals: 6, David Moss, Tulsa, March 13, 1987
3-Point Field Goal Attempts: 13, Reggie Holmes, Morgan State, March 19, 2009
Free Throws: 15, Roosevelt Chapman, Dayton, March 17, 1984

Free Throw Attempts: 19, Roosevelt Chapman, Dayton, March 17, 1984
Rebounds: 22, Karl Malone, Louisiana Tech, March 21, 1985
Assists: 12, Andre Turner, Memphis State, March 24, 1985
Turnovers: 10, Morris Lyons, UT-Chattanooga, March 17, 1988
Blocks: 5, David West, Xavier, March 17, 2002
Steals: 7, Ted Ellis, Manhattan, March 16, 1995

▶ OPPONENT TEAM

Points: 98, Louisville, March 24, 1988
Field Goals: 40, Louisville, March 24, 1988
Field Goal Attempts: 84, Auburn, March 19, 1988
Field Goal Pct.: .636 (35-55), Kansas, April 4, 1988
3-Point Field Goals: 10, Michigan, March 21, 2009
3-Point FG Attempts: 28, Niagara, March 17, 2005
3-Point Field Goal Percentage (min. 10 attempts): .700 (7-for-10), North Carolina, March 17, 1990
Free Throws: 27, Virginia, March 23, 1989
Free Throw Attempts: 36, Virginia, March 23, 1989
Free Throw Percentage (min. 10 attempts): .938 (15-for-16), North Carolina, March 29, 2009
Rebounds: 57, Auburn, March 19, 1988
Assists: 26, Louisiana Tech, March 21, 1985
Turnovers: 29, Louisiana Tech, March 18, 1989
Blocks: 8, Indiana, March 30, 2002
Steals: 13, Syracuse, March 30, 2003; Manhattan, March 16, 1995

NIT

▶ OKLAHOMA INDIVIDUAL

Points: 34, Garfield Heard vs. Louisville, March 15, 1970
Field Goals: 14, Chucky Barnett vs. Bradley, March 22, 1982; Bobby Jack vs. Hawaii, March 22, 1971
Field Goal Attempts: 33, Garfield Heard vs. LSU, March 18, 1970
3-Point Field Goals: 5, Bryantt Vann vs. Michigan State, March 17, 1993
3-Point Field Goal Attempts: 11, Bryantt Vann vs. Minnesota, March 22, 1993
Free Throws: 11, Brent Price vs. Tulsa, March 14, 1991
Free Throw Attempts: 13, Bryantt Vann vs. Minnesota, March 22, 1993; Chucky Barnett vs. Dayton, March 18, 1982; Garfield Heard vs. Louisville, March 15, 1970
Rebounds: 16, Kermit Holmes vs. Colorado, March 25, 1991
Assists: 11, Brent Price vs. Tulsa, March 14, 1991
Turnovers: 8, Bryan Sallier vs. Providence, March 20, 1991; Bo Overton vs. Dayton, March 18, 1982
Blocked Shots: 6, Les Pace vs. Bradley, March 22, 1982; Les Pace vs. UC Irvine, March 15, 1982
Steals: 8, Brent Price vs. Tulsa, March 14, 1991

▶ OKLAHOMA TEAM

Points: 111 vs. Tulsa, March 14, 1991
Field Goals: 44 vs. Tulsa, March 14, 1991
Field Goal Attempts: 95 vs. LSU, March 17, 1970
FG Percentage: .551 vs. Colorado, March 25, 1991
3-Point FGs: 9 vs. Michigan State, March 17, 1993
3-Point Field Goal Attempts: 23 vs. Minnesota, March 22, 1993
3-Point Field Goal Percentage (min. 10 attempts): .500 (9-for-18) vs. Michigan State, March 17, 1993; (7-for-14) vs. Cincinnati, March 18, 1991

Free Throws: 35, vs. Dayton, March 18, 1982
Free Throw Attempts: 50, vs. Dayton, March 18, 1982
Free Throw Percentage (min. 10 attempts): .838 (31-for-37), vs. Colorado, March 25, 1991
Rebounds: 46 vs. Louisville, March 15, 1970
Assists: 24 vs. Tulsa, March 14, 1991
Turnovers: 24 vs. Bradley, March 22, 1982
Blocks: 8 vs. Providence, March 20, 1991
Steals: 15 vs. Tulsa, March 14, 1991; vs. Dayton, March 18, 1982

▶ OPPONENT INDIVIDUAL

Points: 37, Pete Maravich, LSU, March 17, 1970
Field Goals: 14, Pete Maravich, LSU, March 17, 1970
Field Goal Attempts: 33, Pete Maravich, LSU, March 17, 1990
3-Point Field Goals: 5, Kenny Ammann, Stanford, March 27, 1991
3-Point Field Goal Attempts: 13, Chris Watts, Providence, March 20, 1991
Free Throws: 9, Pete Maravich, LSU, March 17, 1970
Free Throw Attempts: 14, Marcell Gordon, Tulsa, March 14, 1991
Rebounds: 19, Al Sanders, LSU, March 17, 1970
Assists: 11, Cat Johnson, Oral Roberts, March 9, 1982
Turnovers: 9, Kevin Conrad, Dayton, March 18, 1982
Blocks: 3, Chad Kolander, Minnesota, March 22, 1993; Ernest Nzigamasabo, Minnesota, March 22, 1993; Deshon Wingate, Stanford, March 27, 1991; Michael Scott, Tulsa, March 14, 1991
Steals: 5, Willie Scott, Bradley, March 22, 1982

▶ OPPONENT TEAM

Points: 97, LSU, March 17, 1970
Field Goals: 37, Michigan State, March 17, 1993; Hawaii, March 22, 1971
Field Goal Attempts: 87, Providence, March 20, 1991
Field Goal Percentage: .561 (37-66), Michigan State, March 17, 1993
3-Point Field Goals: 8, Tulsa, March 14, 1991
3-Point Field Goal Attempts: 28, Providence, March 20, 1991
3-Point Field Goal Percentage (min. 10 attempts): .412 (7-for-17), Stanford, March 27, 1991
Free Throws: 29, LSU, March 17, 1970
Free Throw Attempts: 37, LSU, March 17, 1970
Free Throw Percentage (min. 10 attempts): .900 (9-for-10), Oral Roberts, March 9, 1982
Rebounds: 56, LSU, March 17, 1970
Assists: 25, Dayton, March 18, 1982
Turnovers: 28, Dayton, March 18, 1982
Blocks: 8, Tulsa, March 14, 1991
Steals: 21, Bradley, March 22, 1982

▶ Eduardo Najera

POSTSEASON FAMILIARITY

Oklahoma has participated in either the NCAA Tournament or postseason NIT in 27 of the last 28 seasons. During that stretch, the Sooners have made the NCAA field 22 times and have played in the NIT on five occasions.

POSTSEASON INDIVIDUAL HIGHS

NCAA TOURNAMENT

INDIVIDUAL

► POINTS

- 37, Stacey King vs. Auburn, 3/19/88
- 36, Wayman Tisdale vs. Dayton, 3/17/84
- 34, Mookie Blaylock vs. Louisiana Tech, 3/18/89
- 34, Harvey Grant vs. Louisville, 3/24/88
- 33, Blake Griffin vs. Michigan, 3/21/09
- 30, Blake Griffin vs. Syracuse, 3/27/09
- 29, Wayman Tisdale vs. Illinois State, 3/16/85
- 28, Tony Crocker vs. Syracuse, 3/27/09
- 28, Blake Griffin vs. Morgan State, 3/19/09
- 28, Stacey King vs. East Tennessee State, 3/16/89
- 28, Stacey King vs. Villanova, 3/26/88
- 28, Tim McCalister vs. Pittsburgh, 3/15/87
- 28, Wayman Tisdale vs. North Carolina A&T, 3/14/85

► REBOUNDS

- 17, Blake Griffin vs. Michigan, 3/21/09
- 17, Harvey Grant vs. Tulsa, 3/13/87
- 16, Blake Griffin vs. North Carolina, 3/29/09
- 15, Taj Gray vs. Utah, 3/19/05
- 15, Eduardo Najera vs. UNC Charlotte, 3/14/99
- 15, Stacey King vs. Louisiana Tech, 3/18/89
- 14, Blake Griffin vs. Syracuse, 3/27/09
- 14, William Davis vs. North Carolina, 3/17/90
- 14, David Johnson vs. Northeastern, 3/13/86
- 13, Blake Griffin vs. Morgan State, 3/19/09
- 13, Taj Gray vs. Niagara, 3/17/05
- 13, Eduardo Najera vs. Arizona, 3/12/99
- 13, Wayman Tisdale vs. Memphis State, 3/24/85

► ASSISTS

- 11, Terrell Everett vs. UW-Milwaukee, 3/16/06
- 11, John Ontjes vs. Manhattan, 3/16/95
- 11, John McCullough vs. Texas, 3/10/79
- 9, Mookie Blaylock vs. Chattanooga, 3/16/89
- 9, Mookie Blaylock vs. Auburn, 3/19/88
- 9, Linwood Davis vs. Northeastern, 3/13/86
- 9, Tim McCalister vs. Dayton, 3/17/84
- 8, by eight players (most recently Alex Spaulding vs. UNC Charlotte, 3/14/99)

OPPONENT INDIVIDUAL

► POINTS

- 41, Roosevelt Chapman, Dayton, 3/17/84
- 35, Reggie Lewis, Northeastern, 3/13/86
- 31, Danny Manning, Kansas, 4/4/88
- 31, Sean Elliott, Arizona, 4/2/88
- 30, Kurk Lee, Towson State, 3/15/90
- 29, Larry Bird, Indiana State, 3/15/79
- 28, Romain Sato, Xavier, 3/17/02
- 28, Bryant Stith, Virginia, 3/23/89
- 27, Brian Wethers, California, 3/22/03
- 26, Boo Davis, UW-Milwaukee, 3/16/06
- 26, Andrae Patterson, Indiana (OT), 3/12/98
- 26, Kevin Gamble, Iowa (OT), 3/20/87

► REBOUNDS

- 18, Danny Manning, Kansas, 4/4/88
- 16, Karl Malone, Louisiana Tech (OT), 3/21/85
- 15, Juan Mendez, Niagara, 3/17/05
- 15, Greg Dennis, East Tennessee State, 3/16/89
- 15, Reggie Lewis, Northeastern, 3/13/86
- 15, Larry Bird, Indiana State, 3/15/79
- 14, Justin Hawkins, Utah, 3/19/05
- 14, Brent Dabbs, Virginia, 3/23/89
- 14, Pervis Ellison, Louisville, 3/24/88
- 14, Keith Lee, Memphis State, 3/24/85

► ASSISTS

- 12, Andre Turner, Memphis State, 3/24/85
- 10, Brevin Knight, Stanford, 3/14/97
- 10, B.J. Armstrong, Iowa (OT), 3/20/87
- 8, Luke Walton, Arizona, 3/21/02
- 8, Levan Alston, Temple, 3/15/96
- 8, John Crotty, Virginia, 3/23/89
- 8, William Howard, Auburn, 3/19/88
- 8, Alan Davis, Louisiana Tech (OT), 3/21/85
- 8, Wayne Smith, Louisiana Tech (OT), 3/21/85
- 8, Larry Schellenberg, Dayton, 3/17/84

NIT

INDIVIDUAL

► POINTS

- 34, Garfield Heard vs. Louisville, 3/15/70
- 33, David Little vs. Oral Roberts, 3/9/82
- 32, Bobby Jack vs. Hawaii (2OT), 3/22/71
- 31, Chucky Barnett vs. Bradley, 3/22/82
- 30, David Little vs. Dayton, 3/18/82

► REBOUNDS

- 16, Kermit Holmes vs. Colorado, 3/25/91
- 15, Garfield Heard vs. Louisville, 3/15/70
- 14, Les Pace vs. UC Irvine, 3/15/82
- 14, Garfield Heard vs. LSU, 3/17/70
- 13, Bryatt Vann vs. Minnesota, 3/22/93

► ASSISTS

- 11, Brent Price vs. Tulsa, 3/14/91
- 10, Terry Evans vs. Michigan State, 3/15/93
- 10, Bo Overton vs. UC Irvine, 3/15/82
- 9, Scott Martin vs. Hawaii (2OT), 3/22/71
- 8, David Little vs. Oral Roberts, 3/9/82

OPPONENT INDIVIDUAL

► POINTS

- 37, Pete Maravich, LSU, 3/17/70
- 32, Marcell Gordon, Tulsa, 3/14/91
- 31, Shaun Vandiver, Colorado, 3/25/91
- 25, Mitchell Anderson, Bradley, 3/22/82
- 24, Mike Peplowski, Michigan State, 3/17/93

► REBOUNDS

- 19, Al Sanders, LSU, 3/17/70
- 16, Marques Bragg, Providence, 3/20/91
- 15, Bob Nash, Hawaii (2OT), 3/22/71
- 14, Al Davis, Hawaii (2OT), 3/22/71
- 14, Bill Newton, LSU, 3/17/70
- 14, Mike Grosso, Louisville, 3/15/70

► ASSISTS

- 11, Cat Johnson, Oral Roberts, 3/9/82
- 9, Eric Snow, Michigan State, 3/17/93
- 9, Pete Maravich, LSU, 3/17/70
- 8, Townsend Orr, Minnesota, 3/22/93
- 7, Willie Scott, Bradley, 3/22/82

► **Blake Griffin** recorded four of OU's 10 highest NCAA Tournament rebounding marks last year (17, 16, 14 and 13).



OU POSTSEASON TEAM HIGHS

NCAA TOURNAMENT

▶ POINTS

- 124 vs. Louisiana Tech, 1989
- 108 vs. Louisville, 1988
- 107 vs. Auburn, 1988
- 96 vs. Pittsburgh, 1987
96 vs. North Carolina A&T, 1985

▶ FIELD GOALS

- 48 vs. Louisiana Tech, 1989
- 41 vs. Auburn, 1988
41 vs. Texas, 1979
- 39 vs. Louisville, 1988
39 vs. North Carolina A&T, 1985

▶ FIELD GOAL ATTEMPTS

- 98 vs. Louisiana Tech, 1989
- 82 vs. Pittsburgh, 1987
- 76 vs. Auburn, 1988
- 74 vs. Niagara, 2005
74 vs. Louisville, 1988
74 vs. North Carolina A&T, 1985

▶ FIELD GOAL PERCENTAGE

- .660 vs. Illinois State, 1985
- .622 vs. Texas, 1979
- .604 vs. Morgan State, 2009
- .576 vs. UT-Chattanooga, 1988
- .571 vs. Saint Joseph's, 2008

▶ 3-POINT FIELD GOALS

- 13 vs. UNC Charlotte, 1999
- 10 vs. South Carolina State, 2003
10 vs. Arizona, 2002
10 vs. Winthrop, 2000
10 vs. Arizona, 1999
10 vs. Indiana (OT), 1998
10 vs. Louisiana Tech, 1989
10 vs. Kansas, 1988
10 vs. Louisville, 1988

▶ 3-POINT FG ATTEMPTS

- 28 vs. Syracuse, 2003
28 vs. UNC Charlotte, 1999
- 27 vs. Temple, 1996
- 25 vs. Arizona, 2002
25 vs. Arizona, 1999

▶ 3-POINT FG PCT. (MIN. 10 ATTEMPTS)

- .556 (10-for-18) vs. S.C. State, 2003
- .538 (7-for-13) vs. California, 2003
- .529 (9-for-17) vs. Auburn, 1988
- .526 (10-for-19) vs. Louisville, 1988
- .500 (7-for-14) vs. Missouri, 2002
.500 (7-for-14) vs. Iowa (OT), 1987
.500 (7-for-14) vs. Pittsburgh, 1987

▶ FREE THROWS

- 24 vs. Missouri, 2002
24 vs. Xavier, 2002
- 22 vs. UNC Charlotte, 1999
22 vs. Arizona, 1988
- 21 vs. Southwestern Louisiana, 1992

▶ FREE THROW ATTEMPTS

- 36 vs. Louisville, 1988
- 34 vs. Arizona, 1988
- 32 vs. Morgan State, 2009
32 vs. Missouri, 2002
- 31 vs. UNC Charlotte, 1999

▶ FREE THROW PCT. (MIN. 10 ATTEMPTS)

- .900 (18-for-20) vs. N. C. A&T, 1985
- .889 (16-for-18) vs. Arizona, 2002
- .867 (13-for-15) vs. Niagara, 2005
- .857 (24-for-28) vs. Xavier, 2002
.857 (12-for-14) vs. Winthrop, 2000

▶ REBOUNDS

- 62 vs. Louisiana Tech, 1989
- 48 vs. Niagara, 2005
- 47 vs. Illinois-Chicago, 2002
- 46 vs. Towson State, 1990
46 vs. Dayton, 1984

▶ ASSISTS

- 31 vs. Auburn, 1988
- 28 vs. Texas, 1979
- 25 vs. Louisville, 1988
25 vs. UT-Chattanooga, 1988
- 24 vs. Illinois State, 1985
24 vs. North Carolina A&T, 1985

▶ TURNOVERS

- 21 vs. Manhattan, 1995
- 20 vs. Towson State, 1990
- 19 vs. Syracuse, 2003
- 18 vs. Syracuse, 2009
18 vs. UW-Milwaukee, 2006

▶ BLOCKED SHOTS

- 10 vs. Texas, 1979
- 9 vs. Louisiana Tech, 1989
- 8 vs. Louisiana Tech (OT), 1985
- 6 vs. Morgan State, 2009
6 vs. Indiana State (OT), 2001
6 vs. Southwestern Louisiana, 1992

▶ STEALS

- 16 vs. Louisiana Tech, 1989
16 vs. Auburn, 1988
- 14 vs. Iowa, 1987
- 13 vs. Syracuse, 2003
13 vs. Kansas, 1988
13 vs. Louisville, 1988
13 vs. Pittsburgh, 1987

NIT

▶ POINTS

- 111 vs. Tulsa, 1991
- 94 vs. LSU, 1970
- 91 vs. Dayton, 1982
- 89 vs. Cincinnati (OT), 1991
- 88 vs. Michigan State, 1993
88 vs. Colorado, 1991

▶ FIELD GOALS

- 44 vs. Tulsa, 1991
- 39 vs. LSU, 1970
- 38 vs. Hawaii (2OT), 1971
- 34 vs. Michigan State, 1993
34 vs. Oral Roberts, 1982

▶ FIELD GOAL ATTEMPTS

- 95 vs. LSU, 1970
- 85 vs. Tulsa, 1991
- 80 vs. Michigan State, 1993
- 73 vs. Louisville, 1970
- 72 vs. Vanderbilt, 1994
72 vs. Hawaii (2OT), 1971

▶ FIELD GOAL PERCENTAGE

- .551 vs. Colorado, 1991
- .538 vs. Dayton, 1982
- .537 vs. Providence, 1991
- .532 vs. Cincinnati (OT), 1991
- .528 vs. Hawaii, (2OT) 1971

▶ 3-POINT FIELD GOALS

- 9 vs. Michigan State, 1993
- 7 vs. Stanford, 1991
7 vs. Cincinnati (OT), 1991
- 6 vs. LSU, 2004
- 5 vs. Michigan, 2004
5 vs. Minnesota, 1993

▶ 3-POINT FG ATTEMPTS

- 23 vs. Minnesota, 1993
- 21 vs. Michigan, 2004
21 vs. Stanford, 1991
- 19 vs. LSU, 2004
- 18 vs. Michigan State, 1993

▶ 3-POINT FG PCT. (MIN. 10 ATTEMPTS)

- .500 (9-for-18) vs. Mich. State, 1993
.500 (7-for-14) vs. Cincinnati (OT), 1991
- .333 (7-for-21) vs. Stanford, 1991
- .316 (6-for-19) vs. LSU, 2004
- .239 (4-for-13) vs. Michigan, 2004

▶ FREE THROWS

- 35 vs. Dayton, 1982
- 31 vs. Colorado, 1991
- 25 vs. Minnesota, 1993
- 23 vs. Providence, 1991
- 21 vs. Tulsa, 1991

▶ FREE THROW ATTEMPTS

- 50 vs. Dayton, 1982
- 39 vs. Minnesota, 1993
- 37 vs. Colorado, 1991
- 33 vs. Providence, 1991
- 29 vs. Louisville, 1970

▶ FREE THROW PCT. (MIN. 10 ATTEMPTS)

- .838 (31-for-37) vs. Colorado, 1991
- .833 (15-for-18) vs. Stanford, 1991
- .783 (18-for-23) vs. LSU, 2004
- .762 (16-for-21) vs. LSU, 1970
- .750 (21-for-28) vs. Tulsa, 1991

▶ REBOUNDS

- 46 vs. Louisville, 1970
- 45 vs. Tulsa, 1991
- 44 vs. Minnesota, 1993
- 43 vs. Providence, 1991
- 41 vs. Vanderbilt, 1994
41 vs. UC Irvine, 1982

▶ ASSISTS

- 24 vs. Tulsa, 1991
- 23 vs. Oral Roberts, 1982
- 22 vs. UC Irvine, 1982
- 21 vs. Dayton, 1982
- 20 vs. Michigan State, 1993
20 vs. Hawaii (2OT), 1971

▶ TURNOVERS

- 24 vs. Bradley, 1982
- 21 vs. Dayton, 1982
- 20 vs. Colorado, 1991
- 19 vs. Providence, 1991
19 vs. Cincinnati (OT), 1991

▶ BLOCKED SHOTS

- 8 vs. Providence, 1991
- 7 vs. Tulsa, 1991
7 vs. Bradley, 1982
7 vs. UC Irvine, 1982
- 6 vs. LSU, 2004

▶ STEALS

- 15 vs. Tulsa, 1991
15 vs. Dayton, 1982
- 14 vs. Cincinnati (OT), 1991
- 12 vs. Michigan State, 1993
- 10 vs. Minnesota, 1993
10 vs. Stanford, 1991
10 vs. Oral Roberts, 1982

OPPONENT POSTSEASON TEAM HIGHS

NCAA TOURNAMENT

► POINTS

- 98, Louisville, 1988
- 94, Indiana, 1998
- 93, Pittsburgh, 1987
93, Iowa, 1987
93, Indiana State, 1979

► FIELD GOALS

- 40, Louisville, 1988
- 38, Pittsburgh, 1987
- 35, Kansas, 1988
35, North Carolina A&T, 1985
35, Indiana State, 1979

► FIELD GOAL ATTEMPTS

- 84, Auburn, 1988
- 84, Louisiana Tech, 1985
- 79, Texas, 1979
- 77, Morgan State, 2009
77, Louisiana Tech, 1989

► FIELD GOAL PERCENTAGE

- .636, Kansas, 1988
- .595, Utah, 2005
- .593, Louisville, 2008
.593, Indiana, 1998
- .583, Indiana State, 1979

► 3-POINT FIELD GOALS

- 10, Michigan, 2009
- 9, Louisville, 2008
9, Indiana, 1998
9, Temple, 1996
- 8, Indiana, 2002
8, Xavier, 2002
8, UNC Charlotte, 1999
8, Auburn, 1988
8, Tulsa, 1987

► 3-POINT FG ATTEMPTS

- 28, Niagara, 2005
- 27, Michigan, 2009
- 24, Syracuse, 2009
24, Auburn, 1988
- 23, Morgan State, 2009
23, UNC Charlotte, 1999
23, Arizona, 1988

► 3-POINT FG PCT. (MIN. 10 ATTEMPTS)

- .700 (7-for-10), North Carolina, 1990
- .615 (8-for-13), Indiana, 2002
- .529 (9-for-17), Louisville, 2008
- .500 (9-for-18), Indiana, 1998
- .474 (9-for-19), Temple, 1996

► FREE THROWS

- 27, Virginia, 1989
- 26, UW-Milwaukee, 2006
- 24, Stanford, 1997
24, Manhattan, 1995
- 23, Indiana State, 1979

► FREE THROW ATTEMPTS

- 36, Virginia, 1989
- 35, Manhattan, 1995
- 34, Missouri, 2002
34, Indiana State, 1979
- 33, Indiana, 2002

► FREE THROW PCT. (MIN. 10 ATTEMPTS)

- .938 (15-for-16), N. Carolina, 2009
- .913 (21-for-23), Auburn, 1988
- .867 (13-for-15), Niagara, 2005
- .864 (19-for-22) E. Tenn. State, 1989
- .857 (12-for-14), Texas, 1947

► REBOUNDS

- 57, Auburn, 1988
- 50, Indiana State, 1979
- 48, Louisiana Tech, 1989
- 46, Northeastern, 1986
46, Louisiana Tech, 1985

► ASSISTS

- 26, Louisiana Tech, 1985
- 24, Louisville, 2008
- 23, Pittsburgh, 1987
- 21, Iowa, 1987
- 19, Indiana, 2002
19, DePaul, 1986
19, Memphis State, 1985

► TURNOVERS

- 29, Louisiana Tech, 1989
- 26, UT-Chattanooga, 1988
- 25, Auburn, 1988
- 24, Syracuse, 2003
- 23, Kansas, 1988
23, Indiana State, 1979

► BLOCKED SHOTS

- 8, Indiana, 2002
- 7, Louisiana Tech, 1989
- 6, Xavier, 2002
- 5, North Carolina, 1990
5, Memphis State, 1985
5, Indiana, 1983

► STEALS

- 13, Syracuse, 2003
13, Manhattan, 1995
- 11, Kansas, 1988
11, Louisiana Tech, 1985
- 10, Syracuse, 2009
10, Arizona, 1999
10, North Carolina, 1990
10, Memphis State, 1985

NIT

► POINTS

- 97, Louisiana State, 1970
- 88, Hawaii, 1971
- 86, Minnesota, 1993
86, Michigan State, 1993
86, Tulsa, 1991

► FIELD GOALS

- 37, Michigan State, 1983
37, Hawaii, 1971
- 36, UC-Irvine, 1982
- 35, Dayton, 1982
- 34, LSU, 1970

► FIELD GOAL ATTEMPTS

- 87, Providence, 1991
- 85, Hawaii, 1971
- 80, Colorado, 1991
- 76, Tulsa, 1991
- 71, Cincinnati, 1991

► FIELD GOAL PERCENTAGE

- .561, Michigan State, 1993
- .525, Bradley, 1982
- .521, UC-Irvine, 1982
- .515, LSU, 1970
- .514, Dayton, 1982

► 3-POINT FIELD GOALS

- 8, Tulsa, 1991
- 7, LSU, 2004
7, Vanderbilt, 1994
7, Stanford, 1991
- 6, Colorado, 1991
6, Providence, 1991

► 3-POINT FG ATTEMPTS

- 28, Providence, 1991
- 27, Colorado, 1991
- 21, LSU, 2004
21, Tulsa, 1991
- 18, Vanderbilt, 1994
18, Cincinnati, 1991

► 3-POINT FG PCT. (MIN. 10 ATTEMPTS)

- .421 (7-for-17), Stanford, 1991
- .381 (8-for-21), Tulsa, 1991
- .333 (7-for-21), LSU, 2004
.333 (5-for-15), Minnesota, 1993
- .308 (4-for-13), Michigan, 2004
.308 (4-for-13), Mich. State, 1993

► FREE THROWS

- 29, Louisiana State, 1970
- 25, Stanford, 1991
- 22, Bradley, 1982
- 21, Michigan, 2004
- 19, Louisville, 1970

► FREE THROW ATTEMPTS

- 37, Louisiana State, 1970
- 34, Stanford, 1991
- 29, Minnesota, 1993
- 28, Michigan, 2004
- 27, Bradley, 1982

► FREE THROW PCT. (MIN. 10 ATTEMPTS)

- .900 (9-for-10), Oral Roberts, 1982
- .815 (22-for-27), Bradley, 1982
- .792 (19-for-24), Louisville, 1970
- .786 (14-for-19), Vanderbilt, 1994
- .784 (29-for-37), LSU, 1970

► REBOUNDS

- 56, LSU, 1970
- 52, Providence, 1991
- 50, Minnesota, 1993
- 45, Tulsa, 1991
- 44, Michigan State, 1993

► ASSISTS

- 25, Dayton, 1982
- 22, Minnesota, 1993
- 20, Michigan State, 1993
20, Oral Roberts, 1982
- 19, Bradley, 1982
19, UC-Irvine, 1982

► TURNOVERS

- 28, Dayton, 1982
- 26, Oral Roberts, 1982
- 23, Tulsa, 1991
- 22, Minnesota, 1993
- 19, LSU, 2004

► BLOCKED SHOTS

- 8, Tulsa, 1991
- 6, Minnesota, 1993
- 5, Indiana, 1983
- 4, Vanderbilt, 1994
4, Stanford, 1991

► STEALS

- 21, Bradley, 1982
- 15, Cincinnati, 1991
- 10, Colorado, 1991
- 8, UC-Irvine, 1982
8, Stanford, 1991

NCAA TOURNAMENT CATEGORY LEADERS

► GAMES PLAYED

- 12, Hollis Price (2000, 2001, 2002, 2003)
12, Stacey King (1987, 1988, 1989)
- 11, Dave Sieger (1986, 1987, 1988)
- 10, Terrence Mullins (1988, 1989, 1990)
10, Darryl Kennedy (1984, 1985, 1986, 1987)
10, David Johnson (1984, 1985, 1986, 1987)
- 9, Jabahri Brown (2002, 2003)
9, Ebi Ere (2002, 2003)
9, Quannas White (2002, 2003)
9, Mookie Blaylock (1988, 1989)
9, Ricky Grace (1987, 1988)
9, Harvey Grant (1987, 1988)
9, Tim McCalister (1984, 1985, 1986, 1987)

► MINUTES PLAYED

- 393, Hollis Price (2000, 2001, 2002, 2003)
- 365, Stacey King (1987, 1988, 1989)
- 362, Tim McCalister (1984, 1985, 1986, 1987)
- 345, Darryl Kennedy (1984, 1985, 1986, 1987)
- 337, Mookie Blaylock (1988, 1989)
- 310, Ricky Grace (1987, 1988)
- 306, Harvey Grant (1987, 1988)
- 282, Dave Sieger (1986, 1987, 1988)
- 265, Ebi Ere (2002, 2003)
- 257, Wayman Tisdale (1983, 1984, 1985)

► POINTS

- 246, Stacey King (1987, 1988, 1989)
- 170, Harvey Grant (1987, 1988)
- 158, Wayman Tisdale (1983, 1984, 1985)
- 153, Tim McCalister (1984, 1985, 1986, 1987)
- 140, Darryl Kennedy (1984, 1985, 1986, 1987)
- 138, Hollis Price (2000, 2001, 2002, 2003)
- 134, Blake Griffin (2008, 2009)
- 132, Mookie Blaylock (1988, 1989)
- 120, Ebi Ere (2002, 2003)
- 118, Aaron McGhee (2001, 2002)

► FIELD GOALS

- 102, Stacey King (1987, 1988, 1989)
- 66, Harvey Grant (1987, 1988)
66, Wayman Tisdale (1983, 1984, 1985)
- 61, Darryl Kennedy (1984, 1985, 1986, 1987)
61, Tim McCalister (1984, 1985, 1986, 1987)
- 56, Blake Griffin (2008, 2009)
- 52, Mookie Blaylock (1988, 1989)
- 48, Hollis Price (2000, 2001, 2002, 2003)
- 45, Ebi Ere (2002, 2003)
- 39, Aaron McGhee (2001, 2002)

► FIELD GOAL ATTEMPTS

- 185, Stacey King (1987, 1988, 1989)
- 136, Tim McCalister (1984, 1985, 1986, 1987)
- 126, Hollis Price (2000, 2001, 2002, 2003)
- 123, Darryl Kennedy (1984, 1985, 1986, 1987)
- 121, Harvey Grant (1987, 1988)
- 116, Mookie Blaylock (1988, 1989)
- 112, Ebi Ere (2002, 2003)
- 109, Wayman Tisdale (1983, 1984, 1985)
- 78, Aaron McGhee (2001, 2002)
- 77, David Johnson (1984, 1985, 1986, 1987)

► FIELD GOAL PERCENTAGE (MIN. 40 ATTEMPTS)

- .778, Blake Griffin (2008, 2009)
- .606, Wayman Tisdale (1983, 1984, 1985)
- .551, Stacey King (1987, 1988, 1989)
- .548, Jabahri Brown (2002, 2003)
- .545, Harvey Grant (1987, 1988)
- .500, Taj Gray (2005, 2006)
.500, Aaron McGhee (2001, 2002)
- .496, Darryl Kennedy (1984, 1985, 1986, 1987)
- .494, David Johnson (1984, 1985, 1986, 1987)
- .493, Anthony Bowie (1985, 1986)

► 3-POINT FIELD GOALS

- 21, Hollis Price (2000, 2001, 2002, 2003)
- 20, Dave Sieger (1986, 1987, 1988)
- 14, David Godbold (2005, 2006, 2008)
14, Mookie Blaylock (1988, 1989)
14, Ricky Grace (1987, 1988)
- 13, Tim McCalister (1984, 1985, 1986, 1987)
- 11, Eric Martin (1999)
- 10, Ebi Ere (2002, 2003)
- 9, Willie Warren (2009)**
9, Eduardo Najera (1997, 1998, 1999, 2000)
9, Terrence Mullins (1988, 1989, 1990)

► 3-POINT FIELD GOAL ATTEMPTS

- 60, Hollis Price (2000, 2001, 2002, 2003)
- 52, Dave Sieger (1984, 1986, 1987, 1988)
- 43, Ricky Grace (1987, 1988)
- 39, Ebi Ere (2002, 2003)
- 38, Mookie Blaylock (1988, 1989)
- 29, Tony Crocker (2008, 2009)
- 27, Eduardo Najera (1997, 1998, 1999, 2000)
- 26, Willie Warren (2009)**
- 23, David Godbold (2005, 2006, 2008)
23, Kelley Newton (2000, 2001)

► 3-PT. FG PERCENTAGE (MIN. 15 ATTEMPTS)

- .609 (14-23), David Godbold (2005, 2006, 2008)
- .590 (13-22), Tim McCalister (1984, 1985, 1986, 1987)
- .500 (11-22), Eric Martin (1999)
.500 (9-18), Terrence Mullins (1988, 1989, 1990)
- .400 (6-15), Austin Johnson (2006, 2008, 2009)
- .385 (20-52), Dave Sieger (1986, 1987, 1988)
- .375 (6-16), Nate Erdmann (1996, 1997)
.375 (6-16), Skeeter Henry (1989, 1990)
- .368 (7-19), Tim Heskett (1997, 1999, 2000, 2001)
.368 (14-38), Mookie Blaylock (1988, 1989)

► FREE THROWS

- 42, Stacey King (1987, 1988, 1989)
- 38, Harvey Grant (1987, 1988)
- 36, Aaron McGhee (2001, 2002)
- 32, Ricky Grace (1987, 1988)
- 26, Wayman Tisdale (1983, 1984, 1985)
- 24, David Johnson (1984, 1985, 1986, 1987)
- 23, Gerald Tucker (1943, 1947)
- 22, Blake Griffin (2008, 2009)
- 21, Hollis Price (2000, 2001, 2002, 2003)
21, Quannas White (2002, 2003)

► FREE THROW ATTEMPTS

- 69, Stacey King (1987, 1988, 1989)
- 55, Harvey Grant (1987, 1988)
- 44, David Johnson (1984, 1985, 1986, 1987)
- 43, Ricky Grace (1987, 1988)
- 42, Blake Griffin (2008, 2009)
42, Aaron McGhee (2001, 2002)
- 35, Wayman Tisdale (1983, 1984, 1985)
- 29, Ebi Ere (2002, 2003)
- 28, Gerald Tucker (1943, 1947)
- 27, Darryl Kennedy (1984, 1985, 1986, 1987)
27, Tim McCalister (1984, 1985, 1986, 1987)

► FREE THROW PERCENTAGE (MIN. 20 ATTEMPTS)

- .857 (36-42), Aaron McGhee (2001, 2002)
- .840 (21-25), Hollis Price (2000, 2001, 2002, 2003)
- .821 (23-28), Gerald Tucker (1943, 1947)
- .808 (21-26), Quannas White (2002, 2003)
- .760 (19-25), William Davis (1989, 1990)
- .744 (32-43), Ricky Grace (1987, 1988)
- .743 (26-35), Wayman Tisdale (1983, 1984, 1985)
- .722 (26-36), Ebi Ere (2002, 2003)
- .691 (38-55), Harvey Grant (1987, 1988)
- .667 (18-27), Darryl Kennedy (1984, 1985, 1986, 1987)
.667 (18-27), Tim McCalister (1984, 1985, 1986, 1987)

► REBOUNDS

- 93, Stacey King (1987, 1988, 1989)
- 73, Darryl Kennedy (1984, 1985, 1986, 1987)
- 71, Blake Griffin (2008, 2009)
71, Harvey Grant (1987, 1988)
- 68, Darryl Kennedy (1984, 1985, 1986, 1987)
- 67, Wayman Tisdale (1983, 1984, 1985)
- 57, Ebi Ere (2002, 2003)
- 55, David Johnson (1984, 1985, 1986, 1987)
- 52, Eduardo Najera (1997, 1998, 1999, 2000)
- 48, Aaron McGhee (2001, 2002)

► ASSISTIS

- 57, Ricky Grace (1987, 1988)
- 52, Mookie Blaylock (1988, 1989)
- 50, Tim McCalister (1984, 1985, 1986, 1987)
- 45, Dave Sieger (1986, 1987, 1988)
- 41, Quannas White (2002, 2003)
- 37, Hollis Price (2000, 2001, 2002, 2003)
- 35, Anthony Bowie (1985, 1986)
- 28, Darryl Kennedy (1984, 1985, 1986, 1987)
- 25, Austin Johnson (2008, 2009)
25, Linwood Davis (1985, 1986)

► BLOCKED SHOTS

- 17, Stacey King (1987, 1988, 1989)
- 12, Wayman Tisdale (1983, 1984, 1985)
- 8, Harvey Grant (1987, 1988)
- 7, Ryan Humphrey (1998, 1999)
- 6, Johnnie Gilbert (2001, 2003, 2005)
6, Eduardo Najera (1997, 1998, 1999, 2000)
6, Renzi Stone (1997, 1998, 1999, 2000)


► STEALS

- 32, Mookie Blaylock (1988, 1989)
- 28, Ricky Grace (1987, 1988)
- 21, Dave Sieger (1984, 1986, 1987, 1988)
- 17, Hollis Price (2000, 2001, 2002, 2003)
- 15, Stacey King (1987, 1988, 1989)


1,000-POINT SCORERS

1. WAYMAN TISDALE (2,661)

Played just three seasons at Oklahoma ... A three-time consensus All-American ... One of three players in history to receive All-America honors as a freshman ... Three-time Big Eight Conference Player of the Year ... Two-time Big Eight Tournament MVP ... Became 10th player in NCAA history to record 2,000 career points and 1,000 rebounds ... Stands as the Big Eight's second all-time career scorer ... Also conference's eighth-leading rebounder of all time ... Only player in Big Eight history to lead league in scoring three straight years ... Set OU single-season scoring record with 932 points in 1984-85 ... Big Eight single-game record of 61 points versus Texas-San Antonio stood until 1995 ... A member of the 1983 U.S. Pan American squad ... Leading rebounder on the gold-medal-winning 1984 U.S. Olympic team (6.4 rpg) ... Second overall pick in 1985 NBA Draft (Indiana Pacers) ... Averaged 15.3 points over 12 NBA seasons for Pacers, Sacramento Kings and Phoenix Suns ... Selected for November 2009 induction into the National Collegiate Basketball Hall of Fame (same class as Larry Bird and Earvin "Magic" Johnson).




Season	G	FG-FGA	PCT	3FG-A	PCT	FT-FTA	PCT	REBS	AVG	PTS	AVG
1982-83	33	338-583	.580	—	—	134-211	.635	341	10.3	810	24.5
1983-84	34	369-639	.577	—	—	181-283	.640	329	9.7	919	27.0
1984-85	37	370-640	.578	—	—	192-273	.703	378	10.2	932	25.2
Totals	104	1077-1862	.578	—	—	507-767	.661	1048	10.1	2661	25.6



► Despite playing only three years in college, **Wayman Tisdale** is OU's leading all-time scorer by 386 points. An acclaimed contemporary jazz bassist who released eight albums, Tisdale passed away from cancer in May 2009 at the age of 44.

2. JEFF WEBSTER (2,281)


A first-team All-Big Eight selection as a senior when he averaged 23.7 points a game ... Led the conference and ranked 21st in the nation in scoring during the 1993-94 campaign ... Named the Big Eight Conference Newcomer of the Year in 1991 ... One of only four Sooners to reach the 1,000-point milestone during his sophomore season ... Finished third nationally among freshmen in scoring in 1991 (18.3 ppg) ... Participated in the 1993 World University Games in Buffalo, N.Y. ... Drafted in NBA second round (40th overall) by the Miami Heat.



Season	G	FG-FGA	PCT	3FG-A	PCT	FT-FTA	PCT	REBS	AVG	PTS	AVG
1989-90	3	8-14	.571	0-0	.000	1-3	.333	8	2.7	17	5.7
1990-91	35	253-448	.565	0-2	.000	134-167	.802	192	5.5	640	18.3
1991-92	30	175-336	.521	0-0	.000	83-104	.798	186	6.2	433	14.4
1992-93	32	217-442	.491	3-9	.333	91-123	.740	186	5.8	528	16.5
1993-94	28	264-513	.514	3-13	.231	132-170	.776	217	7.8	663	23.7
Totals	128	917-1753	.523	6-24	.250	441-567	.777	789	6.2	2281	17.8

3. TIM McALISTER (2,275)


Played in 136 career games to rank second on OU's all-time list (one behind Darryl Kennedy) ... Named 1984 Big Eight Conference Newcomer of the Year after averaging 16.1 points as a freshman ... Averaged career-best 19.8 points as a senior when he was a first-team All-Big Eight selection ... Made 2.6 3-pointers per game his senior year (first season of 3-point line in Big Eight) ... Stands as the seventh-leading scorer in Big Eight history ... OU's leader in career minutes and field goal attempts ... Ranks second to Terry Evans on Sooners' career assists list (628) and stands third on career steals list (258) ... Drafted in the third round by the Los Angeles Clippers in 1987.



Season	G	FG-FGA	PCT	3FG-A	PCT	FT-FTA	PCT	REBS	AVG	PTS	AVG
1983-84	31	201-430	.467	—	—	96-125	.768	118	3.8	498	16.1
1984-85	37	205-468	.438	—	—	75-102	.735	125	3.4	485	13.1
1985-86	34	251-534	.470	—	—	118-144	.819	162	4.8	620	18.2
1986-87	34	230-564	.408	87-219	.397	125-156	.801	124	3.6	672	19.8
Totals	136	887-1996	.444	87-219	.397	414-527	.785	529	3.9	2275	16.7

4. DARRYL "CHOO" KENNEDY (2,097)

Oklahoma's all-time leader in games played (137) ... Stands third on career minutes played list (4,099) ... Ranks second at OU in all-time rebounds (954) and 11th in career steals (128) ... A 1986 first-team All-Big Eight selection after finishing second in scoring (21.0 ppg) and first in rebounding (8.2 rpg) ... Averaged at least 15.0 points in each of his last three seasons ... Selected by the Boston Celtics in the fourth round of the NBA Draft in 1987 ... Collected two titles as a member of the World Basketball League's Las Vegas franchise ... Named MVP of the 1990 championship series.



Season	G	FG-FGA	PCT	3FG-A	PCT	FT-FTA	PCT	REBS	AVG	PTS	AVG
1983-84	32	107-228	.469	—	—	42-65	.646	137	4.3	256	8.0
1984-85	37	238-455	.523	—	—	106-134	.791	307	8.3	582	15.7
1985-86	35	288-543	.530	—	—	159-207	.768	287	8.2	735	21.0
1986-87	33	214-418	.512	9-19	.474	80-114	.702	223	6.8	524	15.9
Totals	137	847-1644	.518	9-19	.474	387-520	.744	954	7.0	2097	15.3

Webster

McAlister


Kennedy



1,000-POINT SCORERS

5. STACEY KING (2,008)

Exploded onto the college basketball scene his junior season ... Led OU to the 1988 NCAA title game (averaged 25.3 points and 8.7 rebounds over OU's six tournament contests that year) ... MVP of the NCAA Southeast Regional and Big Eight Conference Tournament ... Earned 1988 second-team All-America honors from *The Sporting News* ... A 1989 consensus All-American ... Also named Big Eight Player of the Year as a senior ... Logged the third-highest single-season scoring average (26.0 ppg) at OU and netted 10.1 rebounds a game ... Left OU as the Big Eight's all-time blocked shots leader ... Only Big Eight player to ever reject 100 or more shots in a season (103 in 1988) ... Ended his college career ranked 14th in all-time NCAA Tournament scoring ... Twelve NCAA Tournament games ties for most played by a Sooner ... The first selection of the Chicago Bulls in the 1989 NBA Draft (sixth overall).



Season	G	FG-FGA	PCT	3FG-A	PCT	FT-FTA	PCT	REBS	AVG	PTS	AVG
1985-86	14	26-67	.388	—	—	32-43	.744	53	3.8	84	6.0
1986-87	28	71-161	.438	0-1	.000	54-87	.621	108	3.9	196	7.0
1987-88	39	337-621	.543	0-1	.000	195-289	.675	332	8.5	869	22.3
1988-89	33	324-618	.524	0-0	.000	211-294	.718	332	10.1	859	26.0
Totals	114	758-1467	.517	0-2	.000	492-713	.690	825	7.2	2008	17.6

6. RYAN MINOR (1,946)


A two-time first-team All-Big Eight selection ... Named AP Big Eight Player of the Year in 1994-95 as a junior after averaging 23.6 points and 8.4 rebounds ... Named Big Eight Player of the Week three times that year ... Runner-up in conference player-of-the-year balloting his senior season ... Broke his own school record for consecutive made free throws with 30 in a nine-game stretch as a senior ... Ranks 11th on OU all-time rebounding list with 767 ... Made the fourth most 3-pointers in OU history (170) ... Selected in the second round (32nd overall) of the 1996 NBA Draft by the Philadelphia 76ers ... Also a standout in baseball ... Member of 1994 College World Series champion team ... Played 46 games with the Baltimore Orioles in 1999 ... Replaced Cal Ripken Jr. in Baltimore's lineup Sept. 20, 1998, ending Ripken's major league record of 2,632 consecutive games played.



Season	G	FG-FGA	PCT	3FG-A	PCT	FT-FTA	PCT	REBS	AVG	PTS	AVG
1992-93	31	52-120	.433	9-21	.429	32-48	.667	85	2.7	145	4.7
1993-94	25	148-297	.498	30-78	.385	85-110	.772	184	7.4	406	16.2
1994-95	32	260-535	.486	69-176	.392	167-203	.823	269	8.4	756	23.6
1995-96	30	217-521	.417	62-191	.325	143-174	.822	229	7.6	639	21.3
Totals	118	677-1473	.460	170-466	.365	427-535	.798	767	6.5	1946	16.5

7. HOLLIS PRICE (1,821)

A two-time first-team All-Big 12 selection and 2003 AP Big 12 Player of the Year ... Two-time Big 12 Tournament MVP (2002 and 2003) ... A USBWA, NABC, Sports Illustrated and Wooden Award first-team All-American in 2003 (finished third in Wooden Award balloting) ... Earned second-team AP All-America acclaim in 2003 (sixth in overall voting) ... Two-time member of Big 12's All-Defense Team ... Holds OU records for free throw percentage in a season (.929) and a career (.861) ... Made 36 consecutive free throw attempts in 2003 to set school mark ... Holds school postseason records for games played (tied with Stacey King at 12), minutes played (393) and 3-pointers (21) ... Led team to 2002 Final Four and 2003 Elite Eight ... Won more games (110) than any other Sooner ... Ranks second at OU in 3-pointers (241), second in minutes played (4,296), second in games played (136), fourth in steals (224), sixth in assists (462) and 10th in field goals (611) ... OU went 110-26 (.809) in games he played.



Season	G	FG-FGA	PCT	3FG-A	PCT	FT-FTA	PCT	REBS	AVG	PTS	AVG
1999-00	34	82-183	.448	25-67	.373	55-66	.833	76	2.2	244	7.2
2000-01	33	130-300	.433	38-111	.342	90-111	.811	86	2.6	388	11.8
2001-02	35	205-451	.455	84-220	.382	83-99	.838	109	3.1	577	16.5
2002-03	34	194-428	.453	94-217	.433	130-140	.929	93	2.7	612	18.0
Totals	136	611-1362	.449	241-615	.392	358-416	.861	364	2.7	1821	13.4



► At halftime of OU's 2008 home game against Texas Tech, **Stacey King** became the fourth Sooner to have his jersey honored. The left-handed center averaged 24.0 points and 9.2 rebounds a game over his junior and senior seasons as OU went 65-10.

8. ALVAN ADAMS (1,707)

Credited with the rebirth of Oklahoma basketball ... Noted as one of the top two rebounders in OU history ... An All-American in 1974 and '75 ... Also received Academic All-American honors that season ... A three-time All-Big Eight Conference selection ... Named Big Eight Player of the Year in 1975 ... Ranks 14th in Big Eight history in rebounding ... Still holds single-game OU record for rebounds in a game with 28 in his first career outing (versus Indiana State) ... Also holds school records for rebound average in career (12.8) and field goal percentage in a game (1.000; 11-of-11) ... The first-round selection (fourth pick overall) of the Phoenix Suns in the 1975 NBA Draft ... Named NBA Rookie of the Year in 1976 ... Played 13 years in Phoenix and ended his career as the Suns' all-time leading scorer (13,910 points) ... Led Suns to the 1976 NBA finals.



Season	G	FG-FGA	PCT	3FG-A	PCT	FT-FTA	PCT	REBS	AVG	PTS	AVG
1972-73	21	195-356	.548	—	—	74-110	.673	277	13.1	464	22.1
1973-74	26	236-437	.540	—	—	80-116	.690	315	12.1	552	21.2
1974-75	26	279-524	.532	—	—	133-183	.727	346	13.3	691	26.6
Totals	73	710-1317	.539	—	—	287-409	.702	938	12.8	1707	23.4



1,000-POINT SCORERS

9. EDUARDO NAJERA (1,646)

Earned first-team All-Big 12 and third-team All-America honors his senior year ... Named the Chip Hilton National Player of the Year that season for excellence on and off the court ... Ranked second in the Big 12 in scoring (18.4 ppg) and rebounding (9.2 rpg) as a senior ... Named to the 2000 Big 12 Tournament all-tourney squad ... A second-team All-Big 12 selection as a junior in 1998-99 when he averaged 15.5 points, 8.3 rebounds and 2.2 assists ... Averaged 14.7 points and 11.7 boards over three 1999 NCAA Tournament games ... Converted 51 three-pointers his junior season after making a combined 16 during his first two campaigns ... Selected 39th overall by the Houston Rockets in the 2000 NBA Draft and was promptly traded to the Dallas Mavericks ... Traded to Golden State Warriors in 2004 and to Denver Nuggets in 2005 ... Signed with New Jersey Nets in 2008.



Season	G	FG-FGA	PCT	3FG-A	PCT	FT-FTA	PCT	REBS	AVG	PTS	AVG
1996-97	30	72-178	.404	3-15	.200	64-92	.696	167	5.6	211	7.0
1997-98	30	119-280	.425	13-49	.265	64-101	.634	163	5.4	315	10.5
1998-99	32	187-451	.415	51-149	.342	70-109	.642	266	8.3	495	15.5
1999-00	34	234-514	.455	18-82	.220	139-202	.688	314	9.2	625	18.4
Totals	126	612-1423	.430	85-295	.288	337-504	.669	910	7.2	1646	13.1

10. DON SIDLE (1,548)

One of the first "big men" in the Sooner program ... Captured All-America honors in 1967 and 1968 ... Also named to the Big Eight All-Conference squads those seasons ... Ended his Oklahoma career owning 11 school records including most points (1,548) and rebounds (767) for a career ... Ranks third in career scoring average (20.4 ppg.) ... The first player in OU modern history to score more than 40 points in a game (42 vs. Missouri in 1967) ... Picked by San Francisco in the third round of the 1968 NBA Draft.




Season	G	FG-FGA	PCT	3FG-A	PCT	FT-FTA	PCT	REBS	AVG	PTS	AVG
1965-66	25	151-317	.476	—	—	139-203	.685	228	9.1	441	17.6
1966-67	25	206-374	.551	—	—	180-266	.677	274	10.9	592	23.7
1967-68	26	189-321	.589	—	—	137-206	.665	260	10.0	515	19.8
Totals	76	546-1012	.540	—	—	456-675	.676	762	10.0	1548	20.4

11. JOHN McCULLOUGH (1,507)

Named Big Eight Conference Player of the Year in 1979 ... One of five OU players to receive the honor ... A two-time All-Big Eight selection (1977 and 1979) ... Led OU to its first Big Eight title in 1979 and first league crown in 30 years ... Ended his career as the third-leading all-time scorer at Oklahoma ... Stands ninth on the school's all-time assists chart (381) and ranks in top 20 in career rebounds (606) ... Set OU postseason record with 11 assists versus Texas in 1979 NCAA Tournament ... Picked in the fourth round of 1979 NBA Draft by the Kansas City Kings.



Season	G	FG-FGA	PCT	3FG-A	PCT	FT-FTA	PCT	REBS	AVG	PTS	AVG
1975-76	25	97-213	.455	—	—	42-52	.807	103	4.1	236	9.4
1976-77	28	164-368	.446	—	—	97-123	.789	189	6.8	425	15.2
1977-78	25	140-281	.498	—	—	65-86	.756	139	5.6	345	13.8
1978-79	31	207-441	.469	—	—	67-82	.817	175	5.6	501	16.1
Totals	109	608-1303	.467	—	—	271-343	.790	606	5.6	1507	13.8



► Two-time All-American **Don Sidle** is one of three Sooners to average more than 20.0 points per game for his career. **Wayman Tisdale** and **Alvan Adams** are the others.

12. CHUCKY BARNETT (1,462)

An All-Big Eight performer as a junior in 1982 when he helped OU to the NIT semifinals ... Named to the NIT all-tournament team ... Shares the Oklahoma single-game postseason record for field goals (14 vs. Bradley in 1982 NIT) with six others ... Led the Big Eight in scoring in 1983 (18.9 ppg) ... Finished his career as the fourth-leading scorer in school history ... Selected by the Houston Rockets in the fifth round of the 1983 NBA Draft.



Season	G	FG-FGA	PCT	3FG-A	PCT	FT-FTA	PCT	REBS	AVG	PTS	AVG
1979-80	9	8-18	.444	—	—	0-0	.000	2	0.2	16	1.8
1980-81	27	220-483	.456	—	—	58-84	.691	155	5.7	498	18.4
1981-82	33	272-511	.532	—	—	80-106	.755	126	3.8	624	18.9
1982-83	28	144-303	.475	—	—	36-46	.783	87	3.1	324	11.6
Totals	97	644-1315	.490	—	—	174-236	.737	370	3.8	1462	15.1

Najera

McCullough


Barnett



1,000-POINT SCORERS

13. HARVEY GRANT (1,391)


One of just four Sooners to amass 1,000 points after transferring from junior college ... Big Eight Conference Newcomer of the Year in 1987 after averaging 16.9 points and 9.9 boards ... Collected All-Big Eight honors as a senior and was named to league's postseason all-tournament team ... Helped lead the 1988 team to the NCAA Championship game ... Ended his career as the 10th-leading rebounder in OU history ... Set school records for rebounds in a postseason game (17) and boards in a game at Lloyd Noble Center (23) ... 816 points in 1988 season rank as fifth-highest single-season OU total ... Picked by the Washington Bullets in the first round (12th overall) of the 1988 NBA Draft.



Season	G	FG-FGA	PCT	3FG-A	PCT	FT-FTA	PCT	REBS	AVG	PTS	AVG
1986-87	34	228-427	.534	0-1	.000	119-163	.730	338	9.9	575	16.9
1987-88	39	350-640	.547	3-14	.214	113-155	.729	365	9.4	816	20.9
Totals	73	578-1067	.542	3-15	.200	232-318	.729	703	9.6	1391	19.0

14. TERRY EVANS (1,361)


Holds OU career records in assists (651), 3-pointers (259) and 3-point attempts (698) ... Also holds Big Eight records for 3-pointers and 3-point attempts ... Trails only Mookie Blaylock on the school's all-time steals list (265) ... Tied for third in postseason games played (10) ... An honorable mention All-Big Eight selection in 1992 and 1993 ... A member of the Big Eight's All-Academic team all four years ... Served as OU's director of basketball operations in 2001-02 ... Currently head coach at Central Oklahoma.



Season	G	FG-FGA	PCT	3FG-A	PCT	FT-FTA	PCT	REBS	AVG	PTS	AVG
1989-90	32	95-230	.413	58-137	.423	40-56	.714	88	2.7	288	8.9
1990-91	29	97-274	.354	65-192	.339	57-72	.791	87	3.0	316	11.1
1991-92	30	87-223	.390	60-146	.411	74-108	.718	97	3.2	308	10.3
1992-93	32	139-354	.341	76-223	.341	95-135	.704	86	2.7	449	14.0
Totals	123	418-1081	.387	259-698	.371	266-371	.717	358	2.9	1361	11.1

15. DAVID JOHNSON (1,344)


A part-time starter in his four years and was a member of the same recruiting class as Tim McCalister and Darryl Kennedy ... Played in 133 games, fourth most in Oklahoma history ... Ranks 15th in career points, eighth in rebounds (810), 10th in free throw attempts (515) and 11th in free throws made (332) ... Selected to the Big Eight postseason all-tournament team in 1986 ... Was selected by the Dallas Mavericks in the fourth round (89th overall) of the 1987 NBA Draft.



Season	G	FG-FGA	PCT	3FG-A	PCT	FT-FTA	PCT	REBS	AVG	PTS	AVG
1983-84	33	103-220	.468	—	—	60-92	.652	205	6.2	266	8.1
1984-85	36	116-238	.487	—	—	84-138	.609	203	5.6	316	8.8
1985-86	34	188-379	.496	—	—	111-167	.665	235	6.9	487	14.3
1986-87	30	99-213	.465	0-0	.000	77-118	.653	167	5.6	275	9.2
Totals	133	506-1050	.482	0-0	.000	332-515	.645	810	6.1	1344	10.1

16. MOOKIE BLAYLOCK (1,338)


Regarded as one of the best defensive guards in NCAA history ... Named Big Eight Newcomer of the Year in 1988 ... Garnered All-America and all-conference honors in 1989 ... Set the NCAA single-season steals record (150) as a junior ... Became first player in NCAA history to record 200 assists and 100 steals in consecutive seasons ... Also holds the NCAA record for most steals in a game (13, twice) ... Averaged an incredible 3.8 steals per game during his career ... Ranks first on OU career steals list (281) and fifth on assists list (465) despite playing just two seasons ... The first-round selection (12th overall) of the New Jersey Nets in 1989 ... A 1994 NBA All-Star and All-Defensive First Team selection in 1994 and 1995.



Season	G	FG-FGA	PCT	3FG-A	PCT	FT-FTA	PCT	REBS	AVG	PTS	AVG
1987-88	39	241-524	.460	78-201	.388	78-114	.684	162	4.1	638	16.4
1988-89	35	272-598	.454	91-245	.371	65-100	.650	164	4.7	700	20.0
Totals	74	513-1122	.457	169-446	.379	143-214	.668	326	4.4	1338	18.1

17. BLAKE GRIFFIN (1,278)


The consensus 2008-09 national player of the year ... OU's first winner of the Naismith Award, Wooden Award or Oscar Robertson Trophy ... Played just two seasons before being selected No. 1 overall in the 2009 NBA Draft by the Los Angeles Clippers ... Finished OU career ranked first in field goal percentage (.618), second in rebounds per game (11.8), third in double-doubles (40) and sixth in points per game (18.8) ... Set OU and Big 12 Conference records his sophomore year for rebounds (504), rebounding average (14.4), field goal percentage (.654) and double-doubles (30) ... His 504 boards as a sophomore were the NCAA's most since Larry Bird's 505 in 1978-79 and his 30 double-doubles were one shy of the NCAA single-season record ... Led OU to 2009 NCAA Tournament Elite Eight by averaging 28.5 points, 15.0 rebounds and 2.3 assists and by shooting .780 from the field over four games ... Recorded the Big 12's first-ever game of at least 40 points and 20 rebounds against Texas Tech on Feb. 14, 2009 (had 40 points and 23 boards) ... Had 52 dunks as a freshman when he was a first-team All-Big 12 selection and 90 as a sophomore.



Season	G	FG-FGA	PCT	3FG-A	PCT	FT-FTA	PCT	REBS	AVG	PTS	AVG
2007-08	33	184-324	.568	0-2	.000	116-197	.589	301	9.1	484	14.7
2008-09	35	300-459	.654	3-8	.375	191-324	.590	504	14.4	794	22.7
Totals	68	484-783	.618	3-10	.300	307-521	.589	805	11.8	1278	18.8

18. AL BEAL (1,245)

One of the top rebounders in Oklahoma history ... Stands fourth on OU's career list with 917 boards ... Set a single-season school record for field goal percentage in 1979 (.627) ... Career field goal percentage mark of .557 ranks sixth in OU history ... Shot at least .500 from the field all four years ... Ranks first in career blocked shots with 230 ... The third-round selection of the Milwaukee Bucks in the 1980 NBA Draft.



Season	G	FG-FGA	PCT	3FG-A	PCT	FT-FTA	PCT	REBS	AVG	PTS	AVG
1976-77	28	97-194	.500	—	—	59-94	.628	197	7.0	253	9.1
1977-78	27	127-234	.542	—	—	65-127	.512	215	8.0	319	11.8
1978-79	31	158-252	.627	—	—	73-119	.613	282	9.1	389	12.5
1979-80	27	114-210	.543	—	—	56-93	.602	223	8.3	284	10.5
Totals	113	496-890	.557	—	—	253-433	.584	917	8.1	1245	11.0

THE RECORDS

Grant

Evans

Johnson

Blaylock

Griffin

Beal




1,000-POINT SCORERS

THE RECORDS

19. AARON CURRY (1,237)


Member of the 1979 Big Eight champion Sooners ... Played in 110 career games ... Averaged 15.1 points per game his senior year when he shot a career-high .545 from the field ... A good shooter who sported a .500 career field goal percentage and .753 free throw mark ... Selected in the third round (98th overall) of the 1980 NBA Draft by the New Jersey Nets.



Season	G	FG-FGA	PCT	3FG-A	PCT	FT-FTA	PCT	REBS	AVG	PTS	AVG
1976-77	28	111-240	.463	—	—	38-54	.704	97	3.5	260	9.3
1977-78	25	123-241	.510	—	—	32-43	.744	104	4.2	278	11.1
1978-79	31	127-269	.472	—	—	52-65	.800	135	4.4	306	9.9
1979-80	26	166-305	.545	—	—	61-81	.753	161	6.2	393	15.1
Totals	110	527-1055	.500	—	—	183-243	.753	497	4.5	1237	11.2

20. DAVID LITTLE (1,229)


Named 1982 Big Eight Newcomer of the Year after transferring from Texas Tech ... Also named to the Big Eight postseason all-tournament team as a junior ... A unanimous All-Big Eight selection in 1983 ... Left OU as the school's seventh-leading scorer ... Ranks seventh on Oklahoma's career scoring average list (18.6) ... Career free throw percentage (.822) ranks fourth at OU ... Selected in the third round (61st overall) of the 1983 NBA Draft by the Denver Nuggets.



Season	G	FG-FGA	PCT	3FG-A	PCT	FT-FTA	PCT	REBS	AVG	PTS	AVG
1981-82	33	231-497	.465	—	—	150-181	.829	166	5.0	612	18.5
1982-83	33	231-454	.509	—	—	155-190	.816	207	6.3	617	18.7
Totals	66	462-951	.486	—	—	305-371	.822	373	5.7	1229	18.6

21. GARFIELD HEARD (1,227)


OU's first true superstar ... Was an All-Big Eight performer as a senior when he averaged 21.7 points and 12.5 rebounds ... Left school as the second-leading career scorer and top rebounder ... Career rebounding average (10.6) ranks third behind Alvan Adams and Blake Griffin ... Rebounding average (12.5) in 1970 stands as fourth highest in OU annals ... The first-round pick (third overall) of the Seattle Supersonics in the 1970 NBA Draft ... Played 11 seasons in the NBA and helped Phoenix to the 1976 championship series ... Averaged 8.7 points and 7.5 rebounds during his pro career.



Season	G	FG-FGA	PCT	3FG-A	PCT	FT-FTA	PCT	REBS	AVG	PTS	AVG
1967-68	26	128-264	.484	—	—	54-102	.529	250	4.6	310	11.9
1968-69	25	131-309	.424	—	—	67-123	.545	243	4.7	329	13.2
1969-70	27	231-479	.482	—	—	126-187	.674	337	12.5	588	21.7
Totals	78	490-1052	.466	—	—	247-412	.600	830	10.6	1227	15.7

22. BOBBY JACK (1,219)


An All-Big Eight Conference selection in 1972 ... Known for his solid defensive play and rebounding ability ... Collected 471 rebounds in three seasons ... Averaged 16.5 points and 7.5 boards his senior season ... Tied an Oklahoma postseason single-game record with 14 field goals versus Hawaii in 1971 NIT ... Also played baseball and led the Sooners to a Big Eight title and the College World Series ... Signed with Major League Baseball's Atlanta Braves after he was drafted by the NBA's Cincinnati franchise ... Son (Aaron) played basketball at Texas A&M (lettered 1998-01).



Season	G	FG-FGA	PCT	3FG-A	PCT	FT-FTA	PCT	REBS	AVG	PTS	AVG
1969-70	28	129-265	.487	—	—	63-83	.759	100	3.6	321	11.5
1970-71	27	188-353	.532	—	—	92-124	.742	177	6.5	468	17.3
1971-72	26	161-363	.443	—	—	108-145	.745	194	7.5	430	16.5
Totals	81	478-981	.487	—	—	263-352	.747	471	5.8	1219	15.0

23. COREY BREWER (1,211)


Started in each of OU's 63 games during his two years ... One of four junior college transfers to score 1,000 points at Oklahoma ... Became sixth-fastest Sooner (tied with Brent Price) to reach 1,000 points (54 games) ... One of three finalists for 1998 Big 12 Player of the Year when he averaged 20.8 points ... Averaged a Big 12-best 24.4 points in league play ... Named Big 12 Newcomer of the Year in 1997 (averaged 17.5 points) ... Career scoring average (19.2) ranks fourth in OU history ... Holds third- and fifth-best marks for made free throws in a season (192 and 186) ... Named to the Big 12 postseason all-tournament team in 1997 and 1998.



Season	G	FG-FGA	PCT	3FG-A	PCT	FT-FTA	PCT	REBS	AVG	PTS	AVG
1996-97	30	158-371	.426	17-63	.270	192-246	.780	135	4.5	525	17.5
1997-98	33	214-499	.429	72-192	.375	186-233	.798	186	5.6	686	20.8
Totals	63	372-870	.428	89-255	.349	378-479	.789	321	5.1	1211	19.2

24. LES LANE (1,180)

The first Sooner to reach the 1,000-point plateau ... An All-Big Seven Conference pick in 1954 and 1955 ... Garnered Helms Foundation All-America honors in 1955 when he averaged 19.6 points ... A guard on the gold-medal-winning 1960 USA Olympic basketball team that went 8-0 in Rome ... One of only two 1,000-point scorers in OU history (Corey Brewer is the other) to have converted more free throws (418) than field goals (381) in his career ... Served as Mexico's head coach in 1968 Olympics in Mexico City (team finished in fifth place with a 7-2 record) ... Lettered two years in football as a defensive halfback under head coach Bud Wilkinson and lettered in track and field as a pole vaulter ... Named OU basketball head coach in the spring of 1974 but died five months later without coaching a game.



Season	G	FG-FGA	PCT	3FG-A	PCT	FT-FTA	PCT	REBS	AVG	PTS	AVG
1951-52	24	51-160	.319	—	—	50-78	.641	—	—	152	6.3
1952-53	21	73-230	.315	—	—	73-106	.689	—	—	219	10.4
1953-54	21	122-339	.360	—	—	153-196	.781	—	—	397	18.8
1954-55	21	135-409	.330	—	—	142-202	.702	84	4.0	412	19.6
Totals	87	381-1138	.335	—	—	418-582	.718	—	—	1180	13.6

Curry

Little

Heard

Jack

Brewer


Lane



1,000-POINT SCORERS

25. BRENT PRICE (1,173)


A starter in 64 of 65 games at OU after transferring from South Carolina following his sophomore season ... A first-team All-Big Eight selection as a senior ... His 56 points against Loyola Marymount in his junior campaign stand as the second most in OU history (five off the record) ... Career scoring average of 18.0 is the third highest among all OU guards ... Holds school single-game records for 3-pointers (11) and 3-point attempts (19) ... Led the team in assists and steals his two years as a Sooner ... Picked by the Washington Bullets in the second round of the 1992 NBA Draft ... Played nine NBA seasons.



Season	G	FG-FGA	PCT	3FG-A	PCT	FT-FTA	PCT	REBS	AVG	PTS	AVG
1990-91	35	178-428	.416	91-224	.406	161-198	.838	127	3.6	613	17.5
1991-92	30	182-391	.465	76-194	.392	120-152	.789	111	3.7	560	18.7
Totals	65	360-819	.439	167-418	.399	281-350	.802	238	3.7	1173	18.0

26. WILLIE ROGERS (1,153)

A steady contributor at OU who reached the 1,000-point mark despite playing only three seasons ... Left as the school's fourth-leading scorer and third-leading rebounder ... Best season was the 1966-67 campaign when he averaged 16.5 points and 8.5 rebounds ... Selected in the eighth round of the 1969 NBA Draft by the Seattle SuperSonics.



Season	G	FG-FGA	PCT	3FG-A	PCT	FT-FTA	PCT	REBS	AVG	PTS	AVG
1965-66	25	162-350	.463	—	—	76-116	.655	211	8.4	400	16.0
1966-67	24	148-328	.451	—	—	100-132	.758	204	8.5	396	16.5
1967-68	26	135-283	.477	—	—	87-120	.725	140	5.4	357	13.7
Totals	75	445-961	.463	—	—	263-368	.715	555	7.4	1153	15.4

27. KEVIN BOOKOUT (1,108)


Finished his career ranked second in school history in field goal percentage (.574) and 14th in rebounds (682) ... Started in 107 of his 108 career games (yielded as a freshman on Senior Day) ... An ESPN The Magazine third-team Academic All-American as a senior ... A two-time first-team Academic All-Big 12 selection ... Earned third-team All-Big Eight honors as a junior and honorable mention acclaim as a senior ... Named to Big 12 All-Freshman Team in 2003 as Sooners advanced to NCAA Tournament's Elite Eight ... Battled multiple injuries throughout his career and played in just 13 games as a sophomore ... A three-time All-American in the shot put.



Season	G	FG-FGA	PCT	3FG-A	PCT	FT-FTA	PCT	REBS	AVG	PTS	AVG
2002-03	34	142-242	.587	0-0	.000	34-62	.548	202	5.9	318	9.4
2003-04	13	47-91	.516	0-0	.000	5-12	.417	71	5.5	99	7.6
2004-05	32	158-267	.592	0-1	.000	51-88	.580	210	6.6	367	11.5
2005-06	29	129-229	.563	0-1	.000	66-105	.629	199	6.9	324	11.2
Totals	108	476-829	.574	0-2	.000	156-267	.584	682	6.3	1108	10.3

28. TERRY STOTTS (1,104)


An All-Big Eight selection in 1980 as a senior when he averaged 16.9 points and 4.6 rebounds ... A three-time Academic All-Big Eight pick (1978, 1979 and 1980) ... Received an NCAA Postgraduate Scholarship in 1980 ... Picked by the Houston Rockets in the second round (38th overall) of the 1980 NBA Draft ... Served as the Milwaukee Bucks head coach during the 2005-06 and 2006-07 seasons ... Also served as Atlanta Hawks head coach during 2002-03 and 2003-04 seasons.



Season	G	FG-FGA	PCT	3FG-A	PCT	FT-FTA	PCT	REBS	AVG	PTS	AVG
1976-77	20	34-104	.327	—	—	13-17	.765	59	2.9	81	4.1
1977-78	13	50-96	.522	—	—	20-28	.714	55	4.2	120	9.2
1978-79	31	186-373	.499	—	—	76-98	.776	175	5.7	448	14.5
1979-80	27	184-355	.518	—	—	87-110	.791	125	4.6	455	16.9
Totals	91	454-928	.489	—	—	196-253	.775	414	4.5	1104	12.1

29. DAMON PATTERSON (1,099)


A versatile player who started his last 46 games as a Sooner ... Played all five positions during his career ... A second-team All-Big Eight selection as a senior in 1992 after averaging 20.6 points and 8.7 rebounds ... Named to the Big Eight postseason all-tournament team that same year by averaging 19.5 points and 8.0 boards ... Won the conference rebounding title (league games only) as a senior by averaging 8.9 caroms.



Season	G	FG-FGA	PCT	3FG-A	PCT	FT-FTA	PCT	REBS	AVG	PTS	AVG
1988-89	26	47-105	.448	5-18	.278	9-17	.529	71	2.8	108	4.2
1989-90	32	154-306	.503	14-42	.333	50-73	.685	197	6.2	372	11.6
1990-91	— DID NOT PLAY —										
1991-92	30	253-523	.484	29-78	.372	84-120	.700	261	8.7	619	20.6
Totals	88	454-934	.486	48-138	.347	143-210	.681	529	6.0	1099	12.5

30. JOE KING (1,085)

An All-Big Seven Conference selection in 1956 and an All-Big Eight pick in 1958 ... Led the Sooners in scoring in 1958 with a 15.7 average ... Left Oklahoma as the school's second all-time leading scorer ... Ranks in top 20 on OU's career rebounding chart with 583 ... Served as the sports editor for OU's school newspaper, The Oklahoma Daily, in 1957 ... Picked in the sixth round of the 1958 NBA Draft by the New York Knicks (44th overall).



Season	G	FG-FGA	PCT	3FG-A	PCT	FT-FTA	PCT	REBS	AVG	PTS	AVG
1955-56	23	126-311	.405	—	—	104-157	.662	219	9.5	356	15.5
1956-57	23	127-349	.364	—	—	115-171	.672	186	8.1	369	16.0
1957-58	23	138-312	.442	—	—	84-128	.656	178	7.7	360	15.7
Totals	69	391-972	.402	—	—	303-456	.664	583	8.4	1085	15.7

Price

Rogers

Bookout

Stotts

Patterson

King



1,000-POINT SCORERS

31. SCOTT MARTIN (1,078)

A three-year starter who missed just one game during his career ... Named the nation's most outstanding player under six feet by the Naismith Memorial Basketball Hall of Fame in 1972 ... Left OU as the school's seventh-leading all-time scorer ... Career free throw percentage (.801) rates as seventh best in OU history ... Shot .854 from free throw line in 1971-72 (school's third best single-season mark) ... Participated in the 1972 Olympic Trials ... Also played tennis at Oklahoma and was a Big Eight singles champion in 1972 ... Received an NCAA Postgraduate Scholarship.



Season	G	FG-FGA	PCT	3FG-A	PCT	FT-FTA	PCT	REBS	AVG	PTS	AVG
1969-70	28	114-260	.438	—	—	120-156	.769	95	3.4	348	12.4
1970-71	27	150-320	.469	—	—	96-120	.800	92	3.4	396	14.7
1971-72	25	126-246	.512	—	—	82-96	.854	73	2.9	334	13.4
Totals	80	390-826	.472	—	—	298-372	.801	260	3.3	1078	13.5

32. CARY CARRABINE (1,034)

Played in 111 career games at Oklahoma ... A Big Eight All-Academic team member in 1977 ... Career free throw percentage (.787) ranked as third best in school history at the time ... Served as Sooner co-captain his final two seasons ... Recipient of the Jay Myers award in 1976 (given by OU to a freshman student-athlete for combined excellence in athletics and academics).



Season	G	FG-FGA	PCT	3FG-A	PCT	FT-FTA	PCT	REBS	AVG	PTS	AVG
1975-76	25	107-243	.440	—	—	41-50	.820	51	2.0	255	10.2
1976-77	28	122-267	.457	—	—	57-76	.750	66	2.4	301	10.8
1977-78	27	113-280	.403	—	—	54-70	.771	92	3.4	280	10.4
1978-79	31	70-172	.407	—	—	58-71	.817	55	1.8	198	6.4
Totals	111	412-962	.428	—	—	210-267	.787	264	2.4	1034	9.3

33. RAYMOND WHITLEY (1,019)

An athletic guard who helped Oklahoma to the 1979 NCAA Tournament (its first since 1947) ... Scored 25 points to lead OU past Texas in the Midwest Regional and was featured in Sports Illustrated following his performance ... Played in 110 career games ... 1980 free throw percentage (.808) stood as the second-best single-season mark in school history at the time ... Was injured and did not play during the 1980-81 season.



Season	G	FG-FGA	PCT	3FG-A	PCT	FT-FTA	PCT	REBS	AVG	PTS	AVG
1977-78	25	84-179	.469	—	—	30-49	.612	42	1.7	198	7.9
1978-79	31	139-287	.484	—	—	63-78	.808	82	2.6	341	11.0
1979-80	27	148-286	.517	—	—	58-89	.652	54	2.0	354	13.1
1981-82	27	53-112	.473	—	—	20-35	.571	28	1.0	126	4.7
Totals	110	424-864	.491	—	—	171-251	.681	206	1.9	1019	9.3

34. TONY CROCKER (1,008)


One of 13 Sooners to reach 1,000 career points before his senior season ... Has started 95 of his 102 career games (70 of 71 over the last two years) ... Enters 2009-10 season ranked seventh in OU history in 3-point field goal makes (158) ... Totaled nine games of at least 20 points over his sophomore and junior seasons and 11 games of at least four 3-point makes over the same span ... Made six treys and scored 28 points against Syracuse to help Sooners to 2009 NCAA Tournament Elite Eight ... Was 7-for-11 from 3-point range in 2009 home win over Colorado.



Season	G	FG-FGA	PCT	3FG-A	PCT	FT-FTA	PCT	REBS	AVG	PTS	AVG
2006-07	31	95-211	.450	35-98	.357	43-58	.741	114	3.7	268	8.6
2007-08	35	131-297	.441	64-151	.424	68-94	.723	132	3.8	394	11.3
2008-09	36	113-287	.394	59-169	.349	61-79	.772	114	3.2	346	9.6
Totals	102	339-795	.426	158-418	.378	172-231	.745	360	3.5	1008	9.9

35. AARON MCGHEE (1,001)

A junior college transfer who began his collegiate career at Cincinnati ... Played two years at Oklahoma and started all 69 of his games ... Named a first-team All-Big 12 selection by league coaches in 2002 and was a member of Big 12 All-Tournament and All-Improved Teams that year ... Averaged 16.0 points and team-high 7.7 rebounds as a senior in helping OU to Final Four ... Won Big 12 Tournament titles in both his seasons as a Sooner ... Left-handed forward shot .391 (43-for-110) from three-point range and .800 from foul line at Oklahoma ... Averaged 21.8 points and 7.2 rebounds in five NCAA Tournament games in 2002 ... One of five junior college transfers to score 1,000 points at OU.



Season	G	FG-FGA	PCT	3FG-A	PCT	FT-FTA	PCT	REBS	AVG	PTS	AVG
2000-01	33	150-326	.460	22-45	.489	104-135	.770	159	5.8	426	12.9
2001-02	36	203-443	.458	21-65	.323	148-180	.822	278	7.7	575	16.0
Totals	69	353-769	.459	43-110	.391	252-315	.800	437	6.3	1001	14.5

36. NATE ERDMANN (1,000)

One of Oklahoma's best perimeter shooters of all time ... Set school single-season records for 3-pointers (105) and 3-point attempts (257) in 1996-97 (both marks still stand) ... Made at least three 3-pointers in 23 of 30 games as a senior ... Second-team All-Big 12 selection his final season ... Finished that campaign third in the Big 12 in scoring (20.5) ... One of five junior college transfers to score 1,000 points at OU ... Picked in the second round (57th overall) of the 1997 NBA Draft by the Utah Jazz.



Season	G	FG-FGA	PCT	3FG-A	PCT	FT-FTA	PCT	REBS	AVG	PTS	AVG
1995-96	30	148-295	.502	36-99	.364	53-74	.716	169	5.6	385	12.8
1996-97	30	206-462	.446	105-257	.409	98-135	.726	145	4.8	615	20.5
Totals	60	354-757	.468	141-356	.396	151-209	.722	314	5.2	1000	16.7

Martin

Carrabine

Whitley

Crocker

McGhee

Erdmann






SINGLE-GAME SCORING HIGHS


THE RECORDS

PTS	PLAYER	OPPONENT	YEAR
61	Wayman Tisdale	UT San Antonio	1984
56	Brent Price	Loyola Marymount	1990
55	Wayman Tisdale	Southwestern (Texas)	1985
51	Wayman Tisdale	Abilene Christian	1983
48	Stacey King	UNLV	1989
46	Wayman Tisdale	Iowa State	1983
44	Jeff Webster	SMU	1994
44	Tim McCalister	Brigham Young	1986
44	Wayman Tisdale	Hawaii	1983
43	Alvan Adams	Iowa State	1975
42	Don Sidle	Missouri	1967
41	Jeff Webster	Colorado	1994
41	Skeeter Henry	Loyola Marymount	1989
41	Darryl Kennedy	Chicago State	1986
40	Blake Griffin	Texas Tech	2009
40	Bryatt Vann	Colorado	1993
40	Tony Martin	Sam Houston State	1989
40	Stacey King	Missouri	1988
40	Harvey Grant	Oral Roberts	1987
39	Wayman Tisdale	Georgia Tech	1983
39	Garfield Heard	Xavier	1970
39	Sherman Norton	Stanford	1951
38	Mookie Blaylock	Iowa State	1989
38	Stacey King	Missouri	1989
38	David Little	Tulsa	1983
38	Alvan Adams	Iowa State	1973
38	Lester Lane	Iowa State	1955
38	Gerald Tucker	Nebraska	1947
37	Mookie Blaylock	Pittsburgh	1989
37	Stacey King	Auburn	1988
37	Shawn Clark	Arizona State	1984
37	Wayman Tisdale	Kansas State	1985
37	Wayman Tisdale	Colorado	1985
37	David Little	Pan American	1982
36	Corey Brewer	Missouri	1998
36	Corey Brewer	Texas	1998
36	Ryan Minor	UC Irvine	1995
36	Jeff Webster	Colorado	1991
36	Stacey King	Missouri	1989
36	Stacey King	Iowa State	1988
36	Wayman Tisdale	Southern Cal.	1984
36	Wayman Tisdale	Nicholls State	1984
36	Wayman Tisdale	Oklahoma State	1984
36	Wayman Tisdale	Colorado (twice)	1984
36	Wayman Tisdale	Dayton	1984
36	Wayman Tisdale	St. Mary's	1983
36	David Little	Colorado	1982



► **Wayman Tisdale** scored more than 40 points five times in his illustrious three-year career and topped 50 points on three occasions.

PTS	PLAYER	OPPONENT	YEAR
36	Alvan Adams	Oklahoma State	1973
35	Willie Warren	Arkansas	2009
35	Blake Griffin	Gardner-Webb	2009
35	Jason Detrick	Colorado	2004
35	Jeff Webster	Baylor	1994
35	Jeff Webster	Oregon State	1994
35	Bryatt Vann	DePaul	1993
35	Jeff Webster	Texas	1990
35	Brent Price	Angelo State	1990
35	Skeeter Henry	Arkansas-Little Rock	1990
35	Stacey King	Missouri	1988
35	Tim McCalister	Kansas State	1987
35	Wayman Tisdale	Loyola of Chicago	1985
34	Nate Erdmann	Nebraska	1997
34	Ryan Minor	Colorado	1995
34	Kermit Holmes	Loyola Marymount	1990
34	Mookie Blaylock	Louisiana Tech	1989
34	Stacey King	Ohio State	1988
34	Harvey Grant	Louisville	1988
34	Stacey King	Kansas State	1988
34	Harvey Grant	Georgia State	1987
34	Tim McCalister	Kansas State	1987
34	Tim McCalister	Missouri	1987
34	Stacey King	Missouri	1987
34	Darryl Kennedy	Kansas	1985
34	Wayman Tisdale	Oklahoma City	1984
34	Wayman Tisdale	Illinois	1983
34	Chucky Barnett	Oklahoma City	1982
34	Alvan Adams	Oklahoma State	1974
34	Alvan Adams	Indiana State	1972
34	Garfield Heard	Louisville	1970




► **Tim McCalister**



SINGLE-GAME SCORING HIGHS

THE RECORDS

PTS	PLAYER	OPPONENT	YEAR
34	Don Sidle	Nebraska	1968
34	Joe King	Missouri	1956
33	Blake Griffin	Michigan	2009
33	Blake Griffin	Oklahoma State	2009
33	Hollis Price	Connecticut	2003
33	Ebi Ere	Hartford	2003
33	Corey Brewer	Missouri	1997
33	Ryan Minor	UT San Antonio	1996
33	Ryan Minor	Nebraska	1996
33	Calvin Curry	Baylor	1996
33	William Davis	James Madison	1990
33	Stacey King	Iowa State	1989
33	Tyrone Jones	Loyola Marymount	1988
33	Mookie Blaylock	Southern Utah	1988
33	Stacey King	Texas A&M	1987
33	Wayman Tisdale	Iowa State	1985
33	Wayman Tisdale	Southwestern (Kan.)	1984
33	Wayman Tisdale	Syracuse	1984
33	Wayman Tisdale	Nebraska	1984
33	David Little	Oral Roberts	1982
33	Garfield Heard	Nebraska	1970
32	Blake Griffin	UAB	2009
32	Aaron McGhee	Montana State	2001
32	Ryan Minor	Oklahoma State	1995
32	Ryan Minor	Missouri	1995
32	Jeff Webster	Tulsa	1994
32	Calvin Curry	Colorado	1994
32	Jeff Webster	Florida A&M	1993
32	Brent Price	Kansas State	1991
32	Jeff Webster	Duke	1991
32	Stacey King	Missouri	1989
32	Tyrone Jones	Texas A&M	1988
32	Dave Sieger	Nebraska	1987
32	Tim McCalister	UNLV	1986
32	Darryl Kennedy	Kansas State	1986
32	Wayman Tisdale	Northeast Louisiana	1985
32	Wayman Tisdale	Virginia Tech	1983
32	Wayman Tisdale	Missouri	1982
32	David Little	Nebraska	1982
32	David Little	Missouri	1982
32	Alvan Adams	Tulsa	1975
32	Alvan Adams	Kansas	1975
32	Alvan Adams	UC Santa Barbara	1974
32	Bobby Jack	Hawaii	1971
32	Don Sidle	Bradley	1967
31	Willie Warren	Rice	2009
31	Drew Lavender	Texas A&M	2004
31	Hollis Price	Iowa State	2003
31	Eduardo Najera	Texas	2000
31	Nate Erdmann	Colorado	1997
31	Ryan Minor	Baylor	1996
31	Ryan Minor	Arkansas	1995
31	Calvin Curry	Colorado	1994
31	Jeff Webster	Nebraska	1994
31	William Davis	U.S. International	1989
31	Mookie Blaylock	Loyola Marymount	1988
31	Stacey King	Arkansas-Little Rock	1980
31	Stacey King	Dayton	1987
31	Stacey King	New Mexico	1988
31	David Johnson	Duke	1986
31	Tim McCalister	SE Louisiana	1986
31	Wayman Tisdale	Morehead State	1985
31	Wayman Tisdale	Manhattan	1985
31	Darryl Kennedy	Hawaii-Hilo	1985
31	Tim McCalister	Kansas	1984
31	Tim McCalister	Santa Clara	1984
31	Wayman Tisdale	McNeese State	1984



► Ryan Minor

PTS	PLAYER	OPPONENT	YEAR
31	Wayman Tisdale	Nebraska	1984
31	Wayman Tisdale	Missouri	1984
31	David Little	Colorado	1983
31	Chucky Barnett	Bradley	1982
31	Chucky Barnett	Oklahoma State	1981
31	Clifford Johnson	Bradley	1977
31	Garfield Heard	Kansas State	1970
31	Don Sidle	Nebraska (twice)	1967
31	Eddie Evans	Iowa State	1963
31	Stan Morrison	Kansas State	1963
30	Blake Griffin	Syracuse	2009
30	Hollis Price	Tulane	2001
30	Corey Brewer	Oklahoma State	1998
30	Ryan Minor	Missouri	1996
30	Ryan Minor	Colorado	1996
30	Ryan Minor	Nebraska	1995
30	Ryan Minor	Maryland	1994
30	Jeff Webster	Kansas	1994
30	Jeff Webster	Oklahoma State	1994
30	Terry Evans	Colorado	1991
30	Tony Martin	North Texas	1990
30	Jackie Jones	Colorado	1990
30	Mookie Blaylock	Kansas	1989
30	Mookie Blaylock	SMU	1988
30	Harvey Grant	Iowa State	1988
30	Harvey Grant	Illinois State	1987
30	Mookie Blaylock	Georgia	1987
30	Harvey Grant	Centenary	1987
30	Darryl Kennedy	Iowa State	1986
30	Wayman Tisdale	Oklahoma State	1985
30	Tim McCalister	UC Santa Barbara	1985
30	Wayman Tisdale	Kansas State	1984
30	Wayman Tisdale	Kansas	1983
30	David Little	Oklahoma State	1982
30	Larry Hendrix	Purdue	1981
30	John McCullough	Texas	1978
30	Alvan Adams	Kansas State	1975
30	Garfield Heard	Iowa State	1970
30	Garfield Heard	Oklahoma State	1969
30	Don Sidle	Kansas	1967
30	James Gatewood	Iowa State	1965
30	Don Schwall	Kansas	1957
30	LeRoy Bacher	Nebraska	1955
30	Lester Lane	Ohio State	1954
30	Marcus Freiburger	Kansas	1951
30	Jimmy McNatt	Nebraska	1940

REBOUNDBING AND ASSIST HIGHS

REBOUNDS

REBS.	PLAYER	OPPONENT	DATE	
1.	28	Alvan Adams	Indiana State	Nov. 27, 1972
2.	27	Don Sidle	TCU	Dec. 1, 1966
3.	25	Alvan Adams	Iowa State	March 5, 1975
4.	23	Blake Griffin	Texas Tech	Feb. 14, 2009
	23	Stacey King	Loyola Marymount	Dec. 17, 1988
	23	Harvey Grant	Loyola-Chicago	Dec. 5, 1987
	23	Paul Courty	vs. Baylor	Dec. 26, 1946
7.	22	Ernie Abercrombie	Mississippi State	Feb. 10, 1996
	22	Wayman Tisdale	vs. Texas-San Antonio	Dec. 28, 1983
	22	Al Beal	Kansas	March 3, 1979
	22	Clifford Ray	Colorado	1968
11.	21	Blake Griffin	at Missouri	March 3, 2009
	21	Blake Griffin	vs. Purdue	Nov. 28, 2008
	21	Blake Griffin	Gardner-Webb	Nov. 22, 2008
	21	Blake Griffin	Davidson	Nov. 18, 2008
	21	Kermit Holmes	Loyola Marymount	Dec. 15, 1990
	21	Stacey King	at Iowa State	Jan. 30, 1988
	21	Alvan Adams	Wichita State	Dec. 21, 1974
	21	Alvan Adams	Furman	Dec. 14, 1974
	21	Tom Holland	Colorado	Feb. 9, 1974
	21	Don Sidle	Missouri	Jan. 29, 1966
17.	20	Bryan Sallier	Texas	Dec. 10, 1991
	20	Harvey Grant	Sam Houston State	Dec. 7, 1987
	20	Clifford Ray	Texas-Arlington	Jan. 25, 1969
	20	LeRoy Bacher	Kansas	Feb. 16, 1955
21.	19	Blake Griffin	vs. Oklahoma State	March 12, 2009
	19	Blake Griffin	at Oklahoma State	Jan. 26, 2009
	19	Blake Griffin	Mississippi Valley State	Nov. 17, 2008
	19	Aaron McGhee	St. Bonaventure	Dec. 5, 2001
	19	Harvey Grant	vs. Oral Roberts	Dec. 29, 1987
	19	Harvey Grant	Nebraska	Feb. 21, 1987
	19	Wayman Tisdale	at Iowa State	Jan. 11, 1984
	19	Darryl Johnson	McNeese State	Jan. 4, 1984
	19	Al Beal	Colorado	Feb. 12, 1977
	19	Alvan Adams	SMU	Jan. 6, 1973
	19	Alvan Adams	Texas	Jan. 4, 1973
	19	Alvan Adams	Missouri	1972
	19	Don Sidle	Kansas	1966
	19	Joe King	Arkansas	Dec. 1, 1956

ASSISTS

ASSISTS	PLAYER	OPPONENT	DATE	
1.	18	Michael Johnson	North Texas	Dec. 22, 1997
	18	Jan Pannell	Oklahoma City	Jan. 12, 1983
3.	17	Bo Overton	Kansas State	March 5, 1983
4.	16	Terry Evans	Loyola Marymount	Dec. 15, 1990
5.	15	Terrell Everett	Baylor	Feb. 11, 2006
	15	Terry Evans	Florida A&M	Jan. 27, 1993
	15	Terry Evans	Nebraska	March 7, 1992
	15	Terry Evans	Virginia Commonwealth	Dec. 8, 1990
9.	14	John Ontjes	vs. Alabama State	Jan. 6, 1995
	14	Brent Price	St. Joseph's College	Nov. 26, 1990
	14	Ricky Grace	vs. Oral Roberts	Dec. 29, 1987
	14	Ricky Grace	Centenary	Dec. 12, 1987
	14	Jan Pannell	Kansas	Jan. 31, 1984
14.	13	Brent Price	at Nebraska	Feb. 16, 1991
	13	Ricky Grace	Nebraska	Feb. 21, 1987
	13	Linwood Davis	Colorado	Feb. 15, 1986
	13	Tim McCalister	at Colorado	Jan. 18, 1984
	13	Bo Overton	at Hawaii	Dec. 30, 1982
	13	Bo Overton	West Texas State	Dec. 11, 1982
	13	Jan Pannell	vs. Texas-Pan American	Dec. 28, 1981
21.	12	Quannas White	at Texas A&M	Feb. 9, 2002
	12	Tyrone Foster	Missouri	Feb. 3, 1996
	12	John Ontjes	Iowa State	Feb. 1, 1995
	12	Terry Evans	Lamar	Jan. 2, 1993
	12	Brent Price	Morgan State	Dec. 21, 1991
	12	Terry Evans	Missouri	Feb. 25, 1990
	12	Mookie Blaylock	at Colorado	Feb. 18, 1989
	12	Mookie Blaylock	Kansas	Jan. 18, 1989
	12	Mookie Blaylock	Loyola Marymount	Dec. 17, 1988
	12	Ricky Grace	Colorado	Feb. 27, 1988
	12	Ricky Grace	at Oklahoma State	Feb. 17, 1988
	12	Mookie Blaylock	Missouri	Feb. 6, 1988
	12	Ricky Grace	at Colorado	Jan. 20, 1988
	12	Ricky Grace	Oklahoma State	Jan. 9, 1988
	12	Bo Overton	Colorado	Jan. 29, 1983
36.	11	Terrell Everett	vs. UW-Milwaukee	March 16, 2006
	11	Terrell Everett	Iowa State	Feb. 18, 2006
	11	Tyrone Foster	at Colorado	Feb. 17, 1996
	11	Tyrone Foster	vs. Baylor	Dec. 29, 1995
	11	John Ontjes	vs. Manhattan	March 16, 1995
	11	John Ontjes	Kansas	Feb. 20, 1995
	11	John Ontjes	UC Irvine	Nov. 30, 1994
	11	John Ontjes	Coppin State	Nov. 26, 1994
	11	Pete Lewis	Lamar	Dec. 18, 1993
	11	Brent Price	Nebraska	March 7, 1992
	11	Terry Evans	at Kansas State	Jan. 18, 1992
	11	Brent Price	Tulsa	March 14, 1991
	11	Terry Evans	Coppin State	Dec. 10, 1990
	11	Terry Evans	Arkansas-Little Rock	Jan. 9, 1990
	11	Mookie Blaylock	Oklahoma State	March 1, 1989
	11	Ricky Grace	Austin Peay	Jan. 4, 1988
	11	Ricky Grace	Loyola of Chicago	Dec. 5, 1987
	11	Anthony Bowie	Oklahoma State	Feb. 27, 1985

THE RECORDS

► In his first collegiate game, **Alvan Adams** grabbed a school-record 28 rebounds against Indiana State in 1972. The record still stands.

AMAZING GRACE

Point guard **Ricky Grace** handed out at least 10 assists 14 times during his two-year career. He did it nine times as a senior in 1987-88.






100-POINT GAMES

THE RECORDS

SCORE	W/L	OPPONENT	DATE
173-101	W	U.S. International	11/29/89
172-112	W	Loyola Marymount	12/15/90
162-99	W	Angelo State	12/1/90
152-122	W	Oral Roberts	1/12/88
152-84	W	Centenary	12/10/87
151-99	W	Dayton	12/24/87
147-94	W	North Texas	12/29/89
146-51	W	Northeastern Illinois	12/2/89
146-65	W	Florida A&M	1/27/93
144-81	W	Morgan State	12/21/91
144-93	W	Oral Roberts	12/29/87
142-109	W	James Madison	12/27/89
141-105	W	Virginia Commonwealth	12/8/90
136-121	W	Loyola Marymount	12/23/89
136-103	W	Loyola Marymount	12/17/88
134-81	W	Arkansas-Little Rock	1/9/90
134-84	W	Colorado	2/27/88
133-97	W	Nebraska	2/21/87
132-64	W	Southern Utah State	12/20/88
130-88	W	Oral Roberts	1/23/92
130-62	W	Angelo State	12/4/89
128-80	W	Texas A&M	12/29/88
126-97	W	Iowa State	2/6/89
126-76	W	Southwestern (Texas)	12/10/84
124-81	W	Louisiana Tech	3/18/89
124-95	W	Texas	12/30/88
124-81	W	Georgia State	12/19/87
123-73	W	Loyola-Chicago	12/5/87
123-95	W	Kansas	1/18/89
122-86	W	Colorado	1/25/89
121-71	W	West Texas State	1/8/93
121-74	W	Manhattan College	12/29/84
120-100	W	New Mexico	2/20/88
120-101	W	Missouri	2/6/88
119-88	W	Colorado	2/17/96
119-78	W	Missouri-St.Louis	12/4/91
119-110	W	Brigham Young	11/21/86
118-99	W	Morehead State	12/27/91
118-91	W	Baylor	1/5/94
118-79	W	McNeese State	1/4/84
117-100	W	Nebraska	1/13/96
117-76	W	Kansas State	1/18/92
117-95	W	Mississippi Valley State	1/30/91
117-73	W	Colorado	2/15/86
117-85	W	West Texas State	12/11/82
116-91	W	Oklahoma State	3/5/85
116-13	W	Durant Teachers	12/14/17
115-73	W	Towson State	12/5/92
115-111	W	Nebraska	2/11/94
115-96	W	Arkansas-Little Rock	12/22/88
115-82	W	Loyola-Chicago	12/8/84
115-100	W	Oklahoma State	1/24/84
115-100	W	Arkansas	1/5/71
114-75	W	St. Joseph's College	11/26/90
113-117	L	Nebraska	3/8/91
113-97	W	Colorado	1/12/91
113-93	W	Nebraska	3/5/88
113-62	W	Colorado	1/18/75
113-59	W	Hawaii-Loa	11/26/85
112-59	W	Idaho State	12/8/92
112-90	W	Tulsa	12/29/90
112-69	W	Illinois State	12/28/90
112-105	W	Missouri	2/9/89
112-95	W	Kansas State	2/13/88
112-72	W	UT San Antonio	12/28/83



►Mookie Blaylock and the 1987-88 Sooners scored 100 or more points 20 times in 39 games. They did it in 11 of the season's first 14 contests.

SCORE	W/L	OPPONENT	DATE
111-86	W	Tulsa	3/14/91
111-108	W	Oklahoma State	3/1/89
111-69	W	Sam Houston State	12/7/87
110-85	W	Texas Southern	1/29/92
110-80	W	Colorado	2/20/85
110-61	W	Abilene Christian	12/6/82
109-50	W	Eastern Illinois	12/18/01
109-92	W	Lamar	1/2/93
109-92	W	Oklahoma State	1/27/90
109-100	W	Iowa State	1/21/89
109-86	W	Iowa State	1/27/88
109-69	W	Austin Peay	1/4/88
109-61	W	Virginia	12/23/87
109-92	W	Florida State	12/13/86
109-94	W	DePaul	12/23/92
109-64	W	Denver	1/8/86
108-80	W	Oklahoma State	1/9/88
108-98	W	Louisville	3/15/88
108-84	W	Colorado	2/18/87
108-62	W	Colorado State	12/20/86
107-63	W	High Point	12/15/01
107-75	W	UT San Antonio	12/9/95
107-85	W	Nebraska	3/13/92
107-96	W	Iowa State	1/24/90
107-90	W	Missouri	2/25/90
107-94	W	Oklahoma State	3/3/90
107-87	W	Auburn	3/19/88
107-56	W	Illinois State	12/30/87
107-92	W	UC Santa Barbara	11/22/85
107-51	W	Nicholls State	1/14/84



100-POINT GAMES

SCORE	W/L	OPPONENT	DATE
106-97	W	Nebraska	3/7/92
106-91	W	Texas	12/10/91
106-88	W	Colorado	2/18/89
106-84	W	Oklahoma State	2/5/86
106-89	W	Creighton	12/21/86
106-72	W	Sam Houston State	12/7/81
105-88	W	Chaminade	12/22/92
105-64	W	Nebraska	1/31/89
105-104	W	Illinois	12/9/63
104-45	W	Florida A&M	12/30/04
104-68	W	Missouri	2/3/96
104-70	W	Northeastern Illinois	12/1/93
104-75	W	Kansas State	2/16/92
104-87	W	SMU	12/6/88
104-80	W	Texas A&M	11/28/87
104-76	W	Iowa State	1/21/85
104-84	W	Missouri	3/8/85
104-58	W	Oklahoma City	1/12/83
104-83	W	Auburn-Montgomery	11/30/82
104-66	W	Lamar	12/14/77
103-60	W	Baylor	2/26/05
103-49	W	Coppin State	12/16/00
103-84	W	Texas	1/13/90
103-76	W	Nebraska	3/4/89
103-66	W	Southeastern Louisiana	1/9/86
103-85	W	New Orleans	12/21/85
103-84	W	Kansas	1/31/84
103-64	W	Rider	1/8/83
103-89	W	Missouri	2/12/66
102-65	W	Bethune-Cookman	12/16/01
102-63	W	Georgia Southern	12/18/99
102-75	W	Texas A&M	2/13/99
102-51	W	Western Carolina	11/27/98
102-89	W	Nebraska	1/14/93
102-89	W	Nebraska	1/14/93
102-70	W	Alaska-Anchorage	12/29/92
102-99	W	Missouri	3/12/88
102-74	W	Iowa State	2/5/83
102-87	W	Colorado	2/13/82
102-68	W	South Alabama	12/12/69
101-91	W	Lamar	12/31/91
101-103	L	Southwestern Louisiana	1/22/91
101-81	W	Alaska-Anchorage	1/3/90
101-76	W	UT Arlington	12/4/86
101-95	W	Northeast Louisiana	1/5/85
101-71	W	Puget Sound	12/15/85
101-75	W	Illinois	12/23/82
101-73	W	Georgia Tech	12/18/92
101-79	W	UC Santa Barbara	1/3/74
101-89	W	Xavier	12/20/69
101-94	W	Nevada Southern	12/6/69
100-64	W	Maryland Eastern Shore	1/5/09
100-64	W	UNC Asheville	12/30/03
100-72	W	North Texas	12/9/00
100-75	W	Texas	1/21/95
100-78	W	Kansas	3/10/90
100-96	W	New Mexico	12/8/88
100-68	W	Austin Peay	1/3/86
100-89	W	Colorado	1/18/84
100-76	W	Army	12/20/80
100-75	W	Cal State-Bakersfield	12/19/78
100-118	L	Michigan State	1/21/63
100-79	W	South Dakota	12/3/63

SOONERS AND THE CENTURY MARK

Oklahoma's 158 games of at least 100 points are 56 more than the next highest figure by a Big 12 school. Here are the numbers:

School	100-Pt. Games	School	100-Pt. Games
Oklahoma	158	Missouri	53
Texas	102	Texas A&M	52
Kansas	100	Oklahoma State	42
Texas Tech	64	Nebraska	39
Baylor	61	Colorado	38
Iowa State	61	Kansas State	37

LARGEST VICTORY MARGINS

Margin	Score	Site	Opponent	Date
95	146-51	H	Northeastern Illinois	Dec. 2, 1989
81	146-65	H	Florida A&M	Jan. 27, 1993
72	173-101	H	U.S. International	Nov. 29, 1989
70	94-24	H	Arkansas-Pine Bluff	Dec. 2, 2003
68	130-62	H	Angelo State	Dec. 4, 1989
68	132-64	H	Southern Utah State	Dec. 20, 1988
68	152-84	H	Centenary	Dec. 12, 1987
63	99-36	H	Norfolk State	Nov. 10, 2006
63	144-81	H	Morgan State	Dec. 21, 1991
63	162-99	H	Angelo State	Dec. 1, 1990
60	172-112	H	Loyola Marymount	Dec. 15, 1990
59	104-45	H	Florida A&M	Dec. 30, 2004
59	109-50	H	Eastern Illinois	Dec. 18, 2001
56	107-51	H	Nicholls State	Jan. 14, 1984
54	103-49	H	Coppin State	Dec. 16, 2000
54	113-59	A	Hawaii-Loa	Nov. 26, 1985
53	112-59	H	Idaho State	Dec. 8, 1992
53	134-81	H	Arkansas-Little Rock	Jan. 9, 1990
53	147-94	N	North Texas	Dec. 29, 1989
52	151-99	N	Dayton	Dec. 24, 1987
51	102-51	H	Western Carolina	Nov. 27, 1998
51	107-56	N	Illinois State	Dec. 30, 1987
51	144-93	N	Oral Roberts	Dec. 29, 1987
51	113-62	H	Colorado	Jan. 18, 1975
50	121-71	H	West Texas State	Jan. 8, 1993
50	123-73	H	Loyola-Chicago	Dec. 5, 1987
50	126-76	H	Southwestern (Texas)	Dec. 10, 1984
48	128-80	N	Texas A&M	Dec. 29, 1988
47	121-74	N	Manhattan	Dec. 29, 1984
47	68-21	H	Kansas State	1933-34
46	108-62	H	Colorado State	Dec. 20, 1986
46	94-48	H	Morehead State	Nov. 23, 1984

LARGEST ROAD VICTORY MARGINS

Margin	Score	Site	Opponent	Date
54	113-59	A	Hawaii-Loa	Nov. 26, 1985
41	117-76	A	Kansas State	Jan. 18, 1992
34	87-53	A	Oral Roberts	Dec. 12, 1995
34	93-59	A	Penn State	Dec. 1, 1987
34	102-68	A	South Alabama	Dec. 12, 1969
33	89-56	A	Texas Tech	Feb. 28, 1998
31	119-88	A	Colorado	Feb. 17, 1996
30	82-52	A	Baylor	Jan. 25, 2006
30	69-39	A	Wichita State	Jan. 21, 1943

THE RECORDS

DOUBLE/TRIPLE-DOUBLES

▶ DOUBLE-DOUBLES IN A SEASON (MINIMUM 12)

30.....	Blake Griffin, Sophomore, 2009 (played in 35 games)
21.....	Alvan Adams, Sophomore, 1974 (played in 26 games)
21.....	Garfield Heard, Senior, 1970 (played in 27 games)
20.....	Wayman Tisdale, Junior, 1985 (played in 37 games)
19.....	Wayman Tisdale, Freshman, 1983 (played in 33 games)
19.....	Alvan Adams, Junior, 1975 (played in 26 games)
18.....	Stacey King, Senior, 1989 (played in 33 games)
17.....	Harvey Grant, Senior, 1988 (played in 39 games)
17.....	Wayman Tisdale, Sophomore, 1984 (played in 34 games)
17.....	Alvan Adams, Freshman, 1973 (played in 21 games)
14.....	Eduardo Najera, Senior, 2000 (played in 34 games)
14.....	Ernie Abercrombie, Senior, 1996 (played in 30 games)
14.....	Harvey Grant, Junior, 1987 (played in 34 games)
14.....	Darryl Kennedy, Sophomore, 1985 (played in 37 games)
13.....	Aaron McGhee, Senior, 2002 (played in 36 games)
13.....	Damon Patterson, Senior, 1992 (played in 30 games)
13.....	William Davis, Senior, 1990 (played in 31 games)
12.....	Taj Gray, Junior, 2005 (played in 33 games)

▶ DOUBLE-DOUBLES IN A CAREER (MINIMUM 25)

57.....	Alvan Adams, 1973-75 (played in 73 games)
56.....	Wayman Tisdale, 1983-85 (played in 104 games)
40.....	Blake Griffin, 2008-09 (played in 68 games)
31.....	Stacey King, 1986-89 (played in 114 games)
31.....	Harvey Grant, 1987-88 (played in 73 games)
30.....	Eduardo Najera, 1997-00 (played in 126 games)
27.....	Darryl Kennedy, 1984-87 (played in 137 games)


▶ CONSECUTIVE DOUBLE-DOUBLES (MINIMUM 6)

14.....	Alvan Adams, Dec. 28, 1972-Feb. 10, 1973
11.....	Garfield Heard, Dec. 15, 1969-Jan. 28, 1970
9.....	Alvan Adams, Jan. 18, 1975-Feb. 15, 1975
8.....	Blake Griffin, Feb. 28, 2009-March 29, 2009
8.....	Blake Griffin, Jan. 21, 2009-Feb. 11, 2009
7.....	Alvan Adams, Dec. 26, 1973-Jan. 12, 1974
6.....	Blake Griffin, Dec. 22, 2008-Jan. 10, 2009
6.....	Blake Griffin, Nov. 14, 2008-Nov. 28, 2008

▶ TRIPLE-DOUBLES

Terry Evans.....	Jan. 27, 1993, vs. Florida A&M (17 points, 15 assists, 12 steals)
Terry Evans.....	Dec. 15, 1990, vs. Loyola Marymount (10 points, 16 assists, 10 turnovers)
Mookie Blaylock.....	Jan. 17, 1988, vs. Loyola Marymount (31 points, 12 assists, 13 steals)
Anthony Bowie.....	Feb. 27, 1985, vs. Oklahoma State (19 points, 10 assists, 11 steals)

Note: OU's game-by-game rebounding figures are not accessible prior to the 1969-70 season.



▶ Anthony Bowie recorded OU's first triple-double in 1985.

OKLAHOMA VS. NO. 1 RANKED (AP) OPPONENTS

The Sooners own a 6-8 all-time record against teams ranked No. 1 by the Associated Press at the time of competition. They have won five of their last eight contests against AP No. 1's.

Date	Opponent	OU Result	OU Rank
Jan. 20, 1951	Oklahoma A&M	W, 44-40	NR
Jan. 5, 1952	at Kansas	L, 48-71	NR
Dec. 28, 1956	vs. Kansas #	L, 56-74	NR
Jan. 7, 1957	Kansas	L, 51-59	NR
Feb. 25, 1958	at Kansas State	L, 51-68	NR
March 12, 1979	vs. Indiana State §	L, 72-93	NR
Feb. 12, 1989	Arizona	W, 82-80	5
Feb. 25, 1990	Missouri	W, 107-90	10
Feb. 27, 1990	Kansas	W, 100-78	5
Jan. 4, 1993	at Duke	L, 84-88 (OT)	11
Feb. 20, 1995	Kansas	W, 76-73	25
Feb. 24, 1997	Kansas	L, 68-70	NR
March 10, 2002	vs. Kansas %	W, 64-55	4
Jan. 11, 2004	at Connecticut	L, 59-86	6

Big Eight Holiday Tournament (Kansas City, Mo.)

§ NCAA Tournament (Dallas, Texas)

% Big 12 Tournament (Kansas City, Mo.)

LONGEST WINNING STREAKS

▶ OVERALL

Games	First Win	Last Win
27.....	Feb. 26, 1927.....	Jan. 26, 1929
18.....	7th game of 1917-18.....	Final game of 1918-19
17.....	Nov. 22, 1985.....	Jan. 18, 1986
14.....	Nov. 28, 1987.....	Jan. 9, 1988
13.....	Jan. 3, 2009.....	Feb. 14, 2009
13.....	Nov. 28, 2001.....	Jan. 16, 2002
13.....	Jan. 31, 1984.....	March 9, 1984
13.....	8th game of 1911-12.....	3rd game of 1913-14
12.....	Nov. 14, 2008.....	Dec. 22, 2008
12.....	Feb. 16, 2002.....	March 23, 2002
12.....	Nov. 29, 1989.....	Jan. 13, 1990
12.....	Jan. 20, 1988.....	Feb. 27, 1988
12.....	Jan. 12, 1985.....	Feb. 20, 1985

▶ SINGLE SEASON

18.....	1927-28 (finished 18-0)
---------	-------------------------

▶ BIG 12 GAMES (SINGLE SEASON)

11.....	Jan. 10, 2009.....	Feb. 14, 2009
7.....	Jan. 20, 2001.....	Feb. 10, 2001
6.....	3 times (most recently from Feb. 16 to March 5, 2005)	


▶ HOME GAMES

51.....	Nov. 28, 1987.....	Dec. 15, 1990
50.....	Feb. 24, 1983.....	Feb. 15, 1986
37.....	Jan. 24, 2001.....	March 4, 2003

▶ AWAY GAMES

13.....	Jan. 5, 1928.....	Jan. 15, 1929
5.....	5 times (most recently from Jan. 20 to Feb. 17, 1988)	

THE HISTORY



► Naismith Memorial
Hall of Famer
Bruce Drake

OKLAHOMA
BASKETBALL

SOONER COACHES

▶ D.C. HALL

Seasons: 1 (1908)
OU Record: 4-3 (.571)

▶ BENNIE OWEN

Seasons: 13 (1909-1921)
OU Record: 113-49 (.698)

Year	Record
1908-09	3-3
1909-10	8-0
1910-11	1-5
1911-12	7-2
1912-13	8-0
1913-14	7-1
1914-15	7-5
1915-16	19-7
1916-17	13-8
1917-18	11-1
1918-19	12-0
1919-20	9-7
1920-21	8-10

All-Americans:
Ernest Lambert (1910)

▶ HUGH McDERMOTT

Seasons: 17 (1922-1938)
OU Record: 185-106 (.636)

Year	Record
1921-22	9-9
1922-23	6-12
1923-24	15-3
1924-25	10-8
1925-26	11-4
1926-27	12-5
1927-28	18-0
1928-29	13-2
1929-30	6-12
1930-31	10-8
1931-32	9-5
1932-33	12-5
1933-34	10-8
1934-35	9-9
1935-36	9-8
1936-37	12-4
1937-38	14-4

All-Americans:
Vic Holt (1928)
Thomas Churchill (1929)
Bruce Drake (1929)
Bud Browning (1935)

Conference Titles:
Missouri Valley (1928)
Big Six (1929)



▶ Bennie Owen



▶ Hugh McDermott



▶ John MacLeod

▶ BRUCE DRAKE

Seasons: 17 (1939-1955)
OU Record: 200-182 (.520)

Year	Record
1938-39	12-9
1939-40	12-7
1940-41	6-12
1941-42	11-7
1942-43	18-9
1943-44	15-8
1944-45	12-13
1945-46	11-10
1946-47	24-7
1947-48	13-9
1948-49	14-10
1949-50	12-10
1950-51	14-10
1951-52	7-17
1952-53	8-13
1953-54	8-13
1954-55	3-18

All-Americans:

Jimmy McNatt (1939, '40)
Gerald Tucker (1943, '47)
Allie Paine (1944)
Paul Courty (1948, '49)
Lester Lane (1955)

Conference Titles:

Big Six (1938, '39, '42, '44, '47)
Big Seven (1949)

▶ DOYLE PARRACK

Seasons: 7 (1956-1962)
OU Record: 71-97 (.423)

Year	Record
1955-56	4-19
1956-57	8-15
1957-58	13-10
1958-59	15-10
1959-60	14-11
1960-61	10-15
1961-62	7-17



▶ Seventeen-year OU mentor **Bruce Drake** is a member of the Naismith Memorial Hall of Fame. Here he is pictured with members of OU's 1946-47 team that played in the national championship game. From left to right, the players are **Dick Reich**, **Gerald Tucker**, **Jack Landon**, **Allie Paine** and **Paul Courty**. Tucker, Paine and Courty all earned All-America honors during their OU careers.

▶ BOB STEVENS

Seasons: 5 (1963-1967)
OU Record: 46-79 (.368)

Year	Record
1962-63	12-13
1963-64	7-18
1964-65	8-17
1965-66	11-14
1966-67	8-17

All-Americans:

Don Sidle (1967)

▶ JOHN MACLEOD

Seasons: 6 (1968-1973)
OU Record: 90-69 (.567)

Year	Record
1967-68	13-13
1968-69	7-19
1969-70	19-9
1970-71	19-8
1971-72	14-12
1972-73	18-8

All-Americans:

Don Sidle (1968)

▶ LES LANE

Seasons: None (Lane was hired April, 6, 1973, but died Sept. 5, 1973, before ever coaching at game at OU. He was 41.)

▶ JOE RAMSEY

Seasons: 2 (1974-1975)
OU Record: 31-21 (.596)

Year	Record
1973-74	18-8
1974-75	13-13

All-Americans:

Alvan Adams (1974, '75)

▶ DAVE BLISS

Seasons: 5 (1976-1980)
OU Record: 77-62 (.554)

Year	Record
1975-76	9-17
1976-77	18-10
1977-78	14-13
1978-79	21-10
1979-80	15-12

Conference Titles:

Big Eight (1979)

SOONER COACHES

THE HISTORY

► BILLY TUBBS

Seasons: 14 (1981-1994)
OU Record: 333-132 (.716)

Year	Record
1980-81	9-18
1981-82	22-11
1982-83	24-9
1983-84	29-5
1984-85	31-6
1985-86	26-9
1986-87	24-10
1987-88	35-4
1988-89	30-6
1989-90	27-5
1990-91	20-15
1991-92	21-9
1992-93	20-12
1993-94	15-13

All-Americans:

Wayman Tisdale (1983, '84, '85)
 Harvey Grant (1988)
 Stacey King (1988, '89)
 Mookie Blaylock (1989)

Conference Titles:

Big Eight (1984, '85, '88, '89)

► KELVIN SAMPSON

Seasons: 12 (1995-2006)
OU Record: 279-109 (.719)

Year	Record
1994-95	23-9
1995-96	17-13
1996-97	19-11
1997-98	22-11
1998-99	22-11
1999-00	27-7
2000-01	26-7
2001-02	31-5
2002-03	27-7
2003-04	20-11
2004-05	25-8
2005-06	20-9

All-Americans:

Ryan Minor (1995, '96)
 Eduardo Najera (2000)
 Hollis Price (2002, '03)

Conference Titles:

Big 12 (2005)

► JEFF CAPEL

Seasons: 3 (2007-09)
OU Record: 69-33 (.676)

Year	Record
2006-07	16-15
2007-08	23-12
2008-09	30-6

All-Americans:

Blake Griffin (2009)



► **Kelvin Sampson** (above) owns OU's best career winning percentage (.719) and claimed three Big 12 Tournament crowns over his 12 years in Norman. He also led the Sooners to the 2002 Final Four and the 2003 Elite Eight.

► **Billy Tubbs** (left) coached the Sooners to four Big Eight regular season titles, three Big Eight Tournament crowns and to the 1988 national championship game. Oklahoma earned four NCAA Tournament No. 1 seeds during Tubbs' tenure and his 333 wins are the most in school history.

OKLAHOMA ASSISTANT COACHES (SINCE 1955)

Mike Anderson 1981-94	John Grayson 1955-56	Jason Rabedeaux 1995-99
Doug Ash..... 1976-80	Charlie Harrison 1976	Joe Ramsey 1972-73
Rod Barnes.....2007	Jack Herron 1962	Roger Raper (G.A.) 1990-91
Ben Betts2007-	Jack Herron, Jr. (G.A.) 1976	Bennie Seltzer..... 1998-06
Allen Boyd (G.A.) 1988-89	Bob Hoffman..... 2004-06	Jim Shaw..... 2000-04
Johnny Carter..... 1981-82	Jim Kerwin 1985-90	Charlie Spoonhour 1975
Bobby Champagne..... 1995-97	Ray Lopes..... 1995-2002	Gordon Stauffer..... 1963-66
Mark Cline.....2007-	John MacLeod 1967	Oronde Taliaferro.....2008-
Bud Cronin 1965-69	Ray McCallum 2004-06	Ray Thurmond..... 1968-71
Larry Dunaway 1974	Mike Mims 1983-94	Jimmy Tubbs 2003-04
Eddie Evans 1974-75	Mike Newell 1981-84	Tommy Tubbs 1991-92
Les Fertig (G.A.)..... 1978-80	Darrell Pattillo 1994	John Underwood..... 1977-80
John Floyd..... 1962	Dennis Price 1970-73	
Paul Geymann..... 1957-61	Jay Price 1993	




INDIVIDUAL HONORS



▶ Thomas Churchill
1929



▶ Bud Browning
1935




▶ Allie Paine
1944



▶ Gerald Tucker
1947



▶ Wayman Tisdale
1983, '84, '85



▶ Stacey King
1989



▶ Blake Griffin
2009

Six Sooners have earned consensus first-team All-America honors. **Wayman Tisdale** did it in each of his three seasons at OU while **Blake Griffin** was the most recent selection.

▶ NATIONAL PLAYERS OF THE YEAR

- 1928 * Vic Holt, Center
- 1947 * Gerald Tucker, Center
- 2009 ** Blake Griffin, Forward

* Helms Foundation
** Consensus selection

▶ ALL-AMERICANS

- 1910 * Ernest Lambert, Forward
- 1928 * Vic Holt, Center
- 1929 * Thomas Churchill, Forward
* Bruce Drake, Guard
- 1935 * Bud Browning, Guard
- 1939 Jimmy McNatt, Forward
- 1940 * Jimmy McNatt, Forward
- 1943 * Gerald Tucker, Center
- 1944 * Allie Paine, Guard
- 1947 * Gerald Tucker, Center
- 1948 Paul Courty, Forward
- 1949 Paul Courty, Forward
- 1955 Lester Lane, Guard
- 1967 Don Sidle, Center
- 1968 Don Sidle, Center
- 1974 Alvan Adams, Center
- 1975 Alvan Adams, Center
- 1983 * Wayman Tisdale, Center
- 1984 * Wayman Tisdale, Center
- 1985 * Wayman Tisdale, Center
- 1988 Harvey Grant, Forward
Stacey King, Guard
- 1989 * Mookie Blaylock, Guard
* Stacey King, Center
- 1995 Ryan Minor, Forward
- 1996 Ryan Minor, Forward
- 2000 Eduardo Najera, Forward
- 2002 Hollis Price, Guard
- 2003 * Hollis Price, Guard
- 2009 * Blake Griffin, Forward

* First-team selection

▶ CONSENSUS ALL-AMERICANS

First Team

- 1929 Thomas Churchill, Forward
- 1935 Bud Browning, Guard
- 1944 Allie Paine, Guard
- 1947 Gerald Tucker, Center
- 1983 Wayman Tisdale, Center
- 1984 Wayman Tisdale, Center
- 1985 Wayman Tisdale, Center
- 1989 Stacey King, Center
- 2009 Blake Griffin, Forward

Second Team

- 1940 Jimmy McNatt, Forward
- 1943 Gerald Tucker, Center
- 1989 Mookie Blaylock, Guard
- 2003 Hollis Price, Guard

▶ FIRST-TEAM ALL-CONFERENCE SELECTIONS

Missouri Valley Conference

- 1922 Ed Waite, Center
- 1924 Floyd McBride, Forward
Fred Wallace, Forward
- 1926 John Dunlap, Guard
- 1927 Roy LeCrone, Guard
- 1928 Thomas Churchill, Forward
Vic Holt, Center
Roy LeCrone, Guard

Big Six Conference

- 1929 Tom Churchill, Forward
Bruce Drake, Guard
Clifton Shearer, Center
- 1932 Andrew Beck, Guard
- 1933 Andrew Beck, Guard

- 1934 Bud Browning, Guard
Ervyl Bross, Forward
Bud Browning, Guard
- 1935 Bud Browning, Guard
- 1938 Jimmy McNatt, Forward
- 1939 Jimmy McNatt, Forward
- 1940 Jimmy McNatt, Forward
Marvin Mesch, Guard
- 1942 Gerald Tucker, Center
- 1943 Gerald Tucker, Center
- 1944 Allie Paine, Guard
Ken Pryor, Guard
- 1945 Jack Landon, Guard
- 1946 Paul Courty, Forward
Jack Landon, Guard
- 1947 Dick Reich, Forward
Gerald Tucker, Center

Big Seven Conference

- 1948 Paul Courty, Forward
- 1949 Paul Courty, Forward
Wayne Glasgow, Forward
- 1950 Wayne Glasgow, Forward
- 1954 Les Lane, Guard

- 1955 Les Lane, Guard
- 1956 Joe King, Forward/Center

Big Eight Conference

- 1958 Joe King, Forward/Center
- 1965 Jim Gatewood, Forward
- 1967 Don Sidle, Center
- 1968 Don Sidle, Center
- 1970 Garfield Heard, Forward
- 1972 Bobby Jack, Forward
- 1973 Alvan Adams, Center
- 1974 Alvan Adams, Center
- 1975 Alvan Adams, Center
- 1977 John McCullough, Forward
- 1979 John McCullough, Forward
- 1980 Terry Stotts, Forward
- 1982 Chucky Barnett, Guard
- 1983 David Little, Forward
Wayman Tisdale, Center
- 1984 Wayman Tisdale, Center
- 1985 Wayman Tisdale, Center
- 1986 Darryl Kennedy, Forward
- 1987 Tim McCalister, Guard
- 1988 Harvey Grant, Forward

THE HISTORY



▶ 2009 consensus national player of the year Blake Griffin

INDIVIDUAL HONORS

THE HISTORY

- 1989 Mookie Blaylock, Guard
- Stacey King, Center
- 1990 Skeeter Henry, Guard
- 1992 Brent Price, Guard
- 1994 Jeff Webster, Forward
- 1995 Ryan Minor, Forward
- 1996 Ernie Abercrombie, Forward
- Ryan Minor, Forward

Big 12 Conference

- 1998 Corey Brewer, Guard
- 2000 Eduardo Najera, Forward
- 2002 Aaron McGhee, Forward
- Hollis Price, Guard
- 2003 Hollis Price, Guard
- 2005 Taj Gray, Forward
- 2008 Blake Griffin, Forward
- 2009 Blake Griffin, Forward

► BIG EIGHT PLAYER OF THE YEAR

- 1975 Alvan Adams, Center
- 1979 John McCullough, Forward
- 1983 Wayman Tisdale, Center
- 1984 Wayman Tisdale, Center
- 1985 Wayman Tisdale, Center
- 1989 Stacey King, Center
- 1995 Ryan Minor, Forward

► BIG 12 PLAYER OF THE YEAR

- 2003 Hollis Price, Guard
- 2009 Blake Griffin, Forward

► BIG 12 FRESHMAN OF THE YEAR

- 2009 Willie Warren, Guard

► BIG EIGHT NEWCOMER OF THE YEAR

- 1973 Alvan Adams, Center
- 1982 David Little, Forward
- 1983 Wayman Tisdale, Center
- 1984 Tim McCalister, Guard
- 1987 Harvey Grant, Forward
- 1988 Mookie Blaylock, Guard
- 1990 Jackie Jones, Forward
- 1991 Jeff Webster, Forward
- 1994 John Ontjes, Guard

► BIG 12 NEWCOMER OF THE YEAR

- 1997 Corey Brewer, Guard
- 2002 Ebi Ere, Guard
- 2005 Taj Gray, Forward
- 2006 Michael Neal, Guard

► BIG EIGHT COACH OF THE YEAR

- 1977 Dave Bliss
- 1979 Dave Bliss
- 1984 Billy Tubbs
- 1985 Billy Tubbs
- 1988 Billy Tubbs
- 1989 Billy Tubbs
- 1995 Kelvin Sampson

► NATIONAL COACH OF THE YEAR

- 1984 Billy Tubbs
- 1995 Kelvin Sampson (AP, USBWA, *Basketball Weekly*)

- 2002 Kelvin Sampson (NABC, Chevrolet)

► OLYMPIANS

- 1948 Bud Browning, USA head coach (London)
- 1952 Marcus Freiburger, Center
- Wayne Glasgow, Guard (Helsinki)
- 1956 Gerald Tucker, USA head coach
- Bruce Drake, USA assistant coach (Melbourne)
- 1960 Les Lane, Guard (Rome)
- 1968 Les Lane, Mexico head coach (Mexico City)
- 1984 Wayman Tisdale, Center (Los Angeles)

► ACADEMIC ALL-AMERICANS

- 1974 Alvan Adams, Center
- 1975 Alvan Adams, Center
- 1980 Terry Stotts, Forward
- 2006 Kevin Bookout, Forward



► ACADEMIC ALL-BIG EIGHT SELECTIONS

- 1972 Scott Martin, Guard
- 1974 Alvan Adams, Center
- 1975 Alvan Adams, Center
- 1977 Cary Carrabine, Guard
- 1978 Terry Stotts, Forward
- 1979 Terry Stotts, Forward
- 1980 Terry Stotts, Forward
- 1986 Dave Sieger, Forward
- 1987 Dave Sieger, Forward
- 1988 Dave Sieger, Forward
- 1989 Terrence Mullins, Guard
- 1990 Terry Evans, Guard
- 1991 Terry Evans, Guard
- 1992 Brent Price, Guard
- 1993 Terry Evans, Guard
- 1996 Michael Cotton, Guard
- Bobby Joe Evans, Center

► ACADEMIC ALL-BIG 12 SELECTIONS

- 1997 Michael Cotton, Guard
- Eduardo Najera, Forward
- John Nash, Guard
- Renzi Stone, Forward
- 1998 Ryan Humphrey, Forward
- Renzi Stone, Forward
- 2000 Renzi Stone, Center
- 2002 Michael Cano, Guard
- Blake Johnston, Guard
- Jozsef Szendrei, Center
- 2003 Blake Johnston, Guard
- 2005 Kevin Bookout, Forward
- 2006 Kevin Bookout, Forward
- Nate Carter, Forward
- 2007 Taylor Griffin, Forward
- Austin Johnson, Guard
- Michael Neal, Guard
- Kellen Sampson, Guard
- 2008 Taylor Griffin, Forward
- Austin Johnson, Guard
- 2009 Taylor Griffin, Forward
- Omar Leary, Guard
- Ryan Wright, Forward

► **John McCullough** was the 1979 Big Eight Player of the Year. He now serves as the head coach of the Oklahoma Baptist University women's team, which he has led to the NAIA Tournament in each of his nine years. The Lady Bison advanced to the national semifinals in 2009.



► A three-time Academic All-Big 12 honoree, **Renzi Stone** is now president and CEO of Saxum Public Relations in Oklahoma City.



SOONERS IN THE NBA

THE HISTORY



▶ OKLAHOMA'S NBA DRAFT HISTORY




Year	Name	Pos.	Team	Round	Pick
1949	Paul Courty	G	Providence	8th	—
1950	Wayne Glasgow	F	Minneapolis	6th	—
1950	Paul Merchant	F	Syracuse	10th	—
1951	Marcus Freiburger	C	Indianapolis	1st	3rd
1954	Bob Waller	F	New York	11th	106th
1958	Joe King	F/C	New York	6th	44th
1962	Warren Fouts	F	New York	8th	62nd
1968	Don Sidle	C	San Francisco	3rd	29th
1968	Willie Rogers	F	Seattle	8th	71st
1970	Garfield Heard	F	Seattle	1st	3rd
1971	Clifford Ray	F	Chicago	3rd	33rd
1972	Bobby Jack	F	Cincinnati	8th	90th
1972	Andrew Pettes	G	Chicago	14th	110th
1974	Tom Holland	F	Phoenix	8th	130th
1974	Ted Evans	C	Phoenix	9th	148th
1975	Alvan Adams	C	Phoenix	1st	4th
1979	John McCullough	G	Kansas City	4th	85th
1980	Terry Stotts	F	Houston	2nd	38th
1980	Al Beal	F	Milwaukee	3rd	63rd
1980	Aaron Curry	G	New Jersey	5th	98th
1983	David Little	F	Denver	3rd	61st
1983	Chucky Barnett	G	Houston	5th	94th
1983	Charles Jones	C	Atlanta	5th	104th
1983	Bo Overton	G	Phoenix	10th	224th
1984	Calvin Pierce	F	Chicago	9th	186th
1985	Wayman Tisdale	C	Indiana	1st	2nd
1986	Anthony Bowie	G	Houston	3rd	66th
1987	Tim McCalister	G	L.A. Clippers	3rd	47th
1987	David Johnson	F	Dallas	4th	89th
1987	Darryl Kennedy	F	Boston	4th	91st
1988	Harvey Grant	F	Washington	1st	12th
1988	Ricky Grace	G	Utah	3rd	67th
1989	Stacey King	C	Chicago	1st	6th
1989	Mookie Blaylock	G	New Jersey	1st	12th
1992	Brent Price	G	Washington	2nd	32nd
1994	Jeff Webster	F	Miami	2nd	40th
1996	Ryan Minor	F	Philadelphia	2nd	32nd
1997	Nate Erdmann	G	Utah	2nd	57th
1998	Corey Brewer	G	Miami	2nd	51st
2000	Eduardo Najera	F	Houston	2nd	39th
2009	Blake Griffin	F	L.A. Clippers	1st	1st
2009	Taylor Griffin	F	Phoenix Suns	2nd	46th

▶ **Blake Griffin**
 (above) became OU's first No. 1 overall NBA Draft pick this past June when the Los Angeles Clippers made him the first selection. His older brother, **Taylor** (left), was taken in the second round (46th overall) of the same draft by the Phoenix Suns.



▶ New Jersey Net
Eduardo Najera

HONORED JERSEYS



WAYMAN TISDALE

Jersey honored Feb. 22, 1997

23

- ▶ Played in 1982-83, 1983-84 and 1984-85 seasons
- ▶ Three-time consensus All-American
- ▶ First-ever freshman named to AP's first-team All-America squad
- ▶ First player in collegiate history named first-team All-American by AP his freshman, sophomore and junior seasons
- ▶ Three-time Big Eight Player of the Year
- ▶ Only player to lead Big Eight in scoring three consecutive seasons
- ▶ Was OU's leading scorer in 76 of 104 career games
- ▶ Scored in double figures in first 83 games and held under 10 points just once in his career
- ▶ Guided OU to Big Eight titles in 1983-84 and 1984-85 when team went 70-11 overall and 33-0 at home
- ▶ Scored 51 points as a freshman vs. Abilene Christian
- ▶ Scored school-record 61 points against Texas-San Antonio (also had 22 rebounds) as a sophomore
- ▶ Top rebounder on 1984 U.S. Olympic gold medal team with 6.4 boards over eight games
- ▶ Scored a school-record 932 points during 1984-85 season
- ▶ Holds OU career records for points (2,661), rebounds (1,048), field goals (1,077), free throws (507) and free throw attempts (767)
- ▶ Second overall pick in 1985 NBA Draft by Indiana Pacers

Season	G	REBS	RPG	PTS	PPG
1982-83	33	341	10.3	810	24.5
1983-84	34	329	9.7	919	27.0
1984-85	37	378	10.2	932	25.2
Totals	104	1048	10.1	2661	25.6

ALVAN ADAMS

Jersey honored Jan. 21, 1998

33

- ▶ Played 1972-73, 1973-74 and 1974-75 seasons at OU before leaving a year early for the NBA
- ▶ A two-time All-America selection (1974 and 1975)
- ▶ A two-time Academic All-American (1974 and 1975)
- ▶ A three-time All-Big Eight honoree
- ▶ Big Eight Player of the Year (1975)
- ▶ Left OU as its leading scorer and rebounder
- ▶ Ranks eighth on OU's all-time scoring list with 1,707 points
- ▶ Ranks third on OU's all-time rebounding list with 938 boards
- ▶ Ranks second on OU's career scoring average list with 23.4 points per game
- ▶ Holds school records for rebounds in a game (28), career rebounding average (12.8) and field goal percentage in a game (1.000; 11-for-11)
- ▶ School's single-game rebounding record (28) was set in his first career game
- ▶ Fourth pick in the 1975 NBA Draft by Phoenix Suns
- ▶ Named 1976 NBA Rookie of the Year
- ▶ Led Phoenix to NBA Finals his first year
- ▶ Played 13 seasons with the Suns and became club's all-time leading scorer (13,910 points)

Season	G	REBS	RPG	PTS	PPG
1972-73	21	277	13.2	464	22.1
1973-74	26	315	12.1	552	21.2
1974-75	26	346	13.3	691	26.6
Totals	73	938	12.8	1707	23.4

MOOKIE BLAYLOCK

Jersey honored Jan. 27, 2001

10

- ▶ Played 1987-88 and 1988-89 seasons at OU
- ▶ First-team All-American (1989)
- ▶ Big Eight Newcomer of the Year (1988)
- ▶ Holds NCAA Division I single-game record for steals (13, twice)
- ▶ Holds NCAA Division I single-season record for steals (150)
- ▶ Held NCAA Division I record for career steals average (3.8) for 13 years
- ▶ Ranks first on OU career steals list (281)
- ▶ Ranks fifth on OU career 3-point attempts list (446)
- ▶ Ranks fifth on OU career 3-point field goals list (169)
- ▶ Ranks fifth on OU's career assists list (465)
- ▶ Ranks 16th on OU career scoring list (1,338 points)
- ▶ Holds the school single-season minutes played record (1,359) in 1988-89
- ▶ One of three Sooners to ever register a triple-double (31 points, 13 steals, 12 assists vs. Loyola Marymount in 1988)
- ▶ 12th pick in 1989 NBA Draft by the New Jersey Nets
- ▶ 1994 NBA All-Star for the Atlanta Hawks
- ▶ Member of NBA's All-Defensive First Team twice and All-Defensive Second Team four times
- ▶ Ranks fourth on NBA career steals-per-game list (2.33)
- ▶ Ranks 10th in NBA in career steals (2,075), 17th in 3-point field goals (1,283) and 28th in assists (5,972)

Season	G	STLS	SPG	PTS	PPG
1987-88	39	150	3.8	638	16.4
1988-89	35	131	3.7	700	20.0
Totals	74	281	3.8	1338	18.1

STACEY KING

Jersey honored Jan. 19, 2008

33

- ▶ Played from the 1985-86 through 1988-89 seasons
- ▶ Earned consensus first-team All-America honors as a senior and second-team All-America acclaim as a junior
- ▶ Named Big Eight Player of the Year as a senior when he averaged 26.0 points and 10.1 rebounds a game
- ▶ Averaged 22.3 points and 8.5 rebounds as a junior to lead Sooners to 1988 national runner-up finish by averaging 22.3 points and 8.5 boards
- ▶ Averaged 25.3 points and 8.7 rebounds over OU's six 1988 NCAA Tournament games (named Southeast Regional MVP)
- ▶ Named 1988 Big Eight Tourney MVP
- ▶ OU's all-time postseason leader in games played (12), points (246) and rebounds (93)
- ▶ Ranks fifth in school history in points (2,008), second in blocked shots (228) and seventh in rebounds (825)
- ▶ Led OU to a combined 65-10 (.867) record over his junior and senior seasons (including two NCAA Tourney No. 1 seeds)
- ▶ Big Eight's all-time leader in blocked shots (228)
- ▶ Scored at least 30 points 16 times (second most in school history)
- ▶ Selected No. 6 overall in the 1989 NBA Draft by Chicago and won three world championships with the Bulls

Season	G	REBS	RPG	PTS	PPG
1985-86	14	53	3.8	84	6.0
1986-87	28	108	3.9	196	7.0
1987-88	39	332	8.5	869	22.3
1988-89	33	332	10.1	859	26.0
Totals	114	825	7.2	2008	23.4

THE HISTORY



LETTERWINNERS

THE HISTORY

A

Abbey, Ed..... 1955, 56, 57
 Abercrombie, Ernie..... 1995, 96
 Adams, Alvan..... 1973, 74, 75
 Ainooson, Richard..... 1999, 01, 02
 Albert, Glenn..... 1978
 Aldridge, Bart..... 1922, 23
 Alexander, De'Angelo..... 2003, 04
 Alexander, Shon..... 1993
 Allen, Darryl..... 1982
 Allen, Orlando..... 2009
 Allison, Robert..... 1997, 98
 Anderson, Elvin..... 1931, 32, 33
 Anderson, Lonnie..... 1956
 Anderson, Richard..... 1957
 Angel, Jack..... 1950, 51
 Ashcraft, Bill..... 1957
 Avila, Victor..... 1999, 00
 Axley, Allen..... 1965, 66
 Ayers, Steve..... 1968, 69, 70

B

Bacher, LeRoy..... 1955, 56
 Bailey, Louis..... 1943
 Bajema, Steve..... 1980, 81
 Baker, Melvin..... 1974, 75
 Balcer, Frank..... 1917
 Barnes, Dion..... 1993, 94, 95, 96
 Barnett, Chucky..... 1980, 81, 82, 83
 Barrett, Dave..... 1965
 Bass, Reggie..... 1997, 98
 Beal, Al..... 1977, 78, 79, 80
 Beck, Andy..... 1931, 32, 33
 Bell, John..... 1912, 13, 14, 15
 Bell, Mike..... 1975
 Bell, Mike..... 1988, 89
 Bentley, Bill..... 1940
 Bishop, Ford..... 1923
 Black, Chris..... 1993
 Blaylock, Mookie..... 1988, 89
 Blevins, Dean..... 1975
 Blue, Ron..... 1952, 53, 54
 Blue, Ted..... 1954, 55
 Bogan, Joe..... 1966
 Bollinger, Ralph..... 1939, 40
 Bonebrake, Howard..... 1921, 22, 23
 Bookout, Kevin..... 2003, 04, 05, 06
 Bowie, Anthony..... 1985, 86
 Boyle, Dorsey..... 1918, 19
 Breathwitt, Johnny..... 1973, 74
 Brewer, Corey..... 1997, 98
 Brewer, Otto..... 1915, 16, 17
 Brinager, Howard..... 1945
 Briscoe, Albert..... 1920
 Brochman, Howard..... 1932
 Brophy, Sanford..... 1951, 52
 Bross, Eryyl..... 1932, 33, 34
 Brown, Carl..... 1954
 Brown, Harry..... 1911, 12, 13
 Brown, Harry..... 1968, 69
 Brown, Jabahri..... 2002, 03, 04
 Browning, Omar..... 1933, 34, 35
 Buelow, Don..... 1944, 45, 46
 Burchfield, Beryl..... 1918, 19
 Burks, Russell..... 1971, 72, 73

C

Calvert, Donnie..... 1979, 80
 Campbell, Robert..... 1969
 Cano, Michael..... 1999, 00, 01, 02
 Carlisle, Dale..... 1940
 Carrabine, Cary..... 1976, 77, 78, 79

Carter, Nate..... 2006, 07
 Chaffin, Harvey..... 1961
 Christian, Jann..... 1963
 Churchill, Tom..... 1928, 29, 30
 Churchill, Tom Jr..... 1951, 52, 53
 Claiborne, Max..... 1956, 57
 Clark, Keith..... 2007
 Clark, Shawn..... 1983, 84, 85
 Clift, "Hoot"..... 1914, 15
 Cloar, Paul..... 1968, 69, 70
 Cobb, Francis..... 1935
 Cocke, William..... 1921, 22, 23
 Colby, Howard..... 1909
 Conley, Ken..... 1993, 94
 Corbin, Garnett..... 1939, 41
 Cotton, Michael..... 1996, 97
 Courtright, Raymond..... 1913
 Courty, Paul..... 1946, 47, 48, 49
 Cox, W.V..... 1919, 20, 21
 Crocker, Tony..... 2007, 08, 09
 Cruce, Marian..... 1908
 Culbertson, Melvin..... 1928, 29, 30
 Cummins, Bill..... 1952
 Curry, Aaron..... 1977, 78, 79, 80
 Curry, Calvin..... 1994, 95

D

Davis, Cade..... 2008, 09
 Davis, Edmond..... 1909
 Davis, Jay..... 1987
 Davis, Joel..... 1992
 Davis, Linwood..... 1985, 86
 Davis, William..... 1989, 90
 Day, Harley..... 1947, 48
 Detrick, Jason..... 2002, 04
 Diamond, Harry..... 1909, 10, 11
 Dillingham, Mike..... 1984, 85
 Dodd, Kyle..... 1978, 79, 80
 Drake, Bruce..... 1927, 28, 29
 Due, Terry..... 1966, 67, 68
 Dunlap, John..... 1924, 25, 26
 Dwyer, Ron..... 1953

E

Edwards, Josh..... 1994
 Eltinoe, Lamont..... 1953
 Erdmann, Nate..... 1996, 97
 Ere, Ebi..... 2002, 03
 Etheridge, Brian..... 1960, 61
 Evans, Bobby Joe..... 1996, 97, 98
 Evans, Edward..... 1961, 62, 63
 Evans, Ted..... 1972, 73, 74
 Evans, Terry..... 1990, 91, 92, 93
 Everett, Terrell..... 2005, 06

F

Fernando, Larry..... 1971
 Fields, Eddie..... 1974, 75, 76, 77
 Fields, Jess..... 1914, 15, 16
 Finet, Scott..... 1977
 Fleetwood, Fred..... 1964, 65
 Fleshman, Norman..... 1951, 52
 Flood, Tom..... 1964, 65, 66
 Ford, Hugh..... 1939, 40, 41
 Foster, Aaron..... 2005
 Foster, Tyrone..... 1996
 Foust, Brandon..... 2004
 Fouts, Warren..... 1960, 61, 62
 Fowler, Keith..... 1945
 Fowler, Prince..... 1995
 Franklin, T.J..... 2009
 Freiburger, Marcus..... 1949, 50, 51
 French, Tommy..... 1991

G

Gallien, Derrick..... 1992
 Gandy, Don..... 1983, 84
 Garner, DeWayne..... 1963
 Gatewood, James..... 1963, 64, 65
 Gentry, Randy..... 1973, 75, 76
 Gerber, Beau..... 2007, 08, 09
 Gilbert, Johnnie..... 2001, 03, 04, 05
 Gilbert, Lee..... 1973, 74
 Giles, Chris..... 1995
 Gilmer, William..... 1922, 23
 Gilstrap, Oscar..... 1948
 Gipson, Matt..... 2003
 Glasgow, Wayne..... 1949, 50
 Godbold, David..... 2005, 06, 07, 08
 Goff, Leonard..... 1965
 Goldwire, Bennie..... 1980
 Goodwin, Dewey..... 1925
 Gordon, John..... 1975, 76
 Gorman, John..... 1971, 72, 73
 Gott, Allen..... 1966, 67
 Grace, Ricky..... 1987, 88
 Graalman, Gordon..... 1930, 32
 Graham, Billy..... 1975, 76
 Grammer, John..... 1981
 Grant, Harvey..... 1987, 88
 Grason, John..... 1938
 Gray, Taj..... 2005, 06
 Green, Shelley..... 1971
 Griffin, Blake..... 2008, 09
 Griffin, Taylor..... 2006, 07, 08, 09
 Grossman, Harold..... 1944
 Grossman, Stanley..... 1950, 51, 52
 Gunning, Don..... 1935, 36, 37

H

Haddock, Jerry..... 1961, 62, 63
 Hador, William..... 1938
 Haller, W.C..... 1925, 26, 27
 Hamilton, Angelo..... 1992
 Hamilton, Larry..... 1953, 54, 55
 Hammond, Bill..... 1958, 59
 Hardin, Charles..... 1971
 Hardin, John..... 1970
 Harris, Mike..... 1990, 91
 Hart, Lynn..... 1952, 53, 54, 55
 Hatman, Oren..... 1931
 Haugh, William..... 1938
 Hawkins, George..... 1964, 65, 66
 Hays, Don..... 1934, 35
 Head, Andrew..... 1977, 78
 Heap, Paul..... 1941, 42, 43
 Heard, Garfield..... 1968, 69, 70
 Heiderbrecht, Delbert..... 1959, 60
 Hendrix, Larry..... 1981, 82
 Henry, Skeeter..... 1989, 90
 Heskett, Tim..... 1997, 99, 00, 01
 Heywood, Jameel..... 2000, 01
 Hines, Harold..... 1945, 46
 Hohmann, Darrell..... 1961, 62
 Holladay, Joe..... 1967, 68, 69
 Holland, Tom..... 1972, 73, 74
 Holmes, Kermit..... 1990, 91
 Holt, Victor..... 1926, 27, 28
 Honea, Bud..... 1925, 26, 27
 Hudson, Gene..... 1957, 58
 Hudson, Harold..... 1959, 60
 Humphrey, Ryan..... 1998, 99

I

Ivan, Larry..... 1957, 58

J

Jack, Bobby..... 1970, 71, 72
 Jackson, Grady..... 1931
 James, Harold..... 1922
 Jerome, R.F..... 1930
 Johnson, Alpha..... 1922, 23, 24
 Johnson, Austin..... 2006, 07, 08, 09
 Johnson, Clifford..... 1977, 78
 Johnson, David..... 1984, 85, 86, 87
 Johnson, Farrell..... 1962, 63, 64
 Johnson, Howard..... 1965, 68
 Johnson, Jerome..... 1983
 Johnson, Jim..... 1965, 66, 67
 Johnson, Michael..... 1998, 99
 Johnson, Nolan..... 2000, 01
 Johnson, Theodis..... 1974
 Johnston, Blake..... 2002, 03
 Jones, Charles..... 1982, 83
 Jones, Don..... 1942
 Jones, Greg..... 1942
 Jones, J.R. "Bob"..... 1952, 53, 54
 Jones, Jackie..... 1990
 Jones, Joe..... 1956, 57
 Jones, Kevin..... 1976
 Jones, Kirby..... 1970, 71
 Jones, Ronald..... 1972
 Jones, Sterling..... 1952, 53, 54
 Jones, Sterling..... 1924, 25, 26, 27
 Jones, Tyrone..... 1988, 89

K

Kaiser, James..... 1962, 63, 64
 Kell, Arthur..... 1956
 Kennedy, Darryl..... 1984, 85, 86, 87
 Kerneck, George..... 1960, 61
 Kerr, Ben..... 1938, 39
 Kersey, Rick..... 1966, 67, 68
 Kiergan, Ben..... 1927, 28, 29
 King, Joe..... 1956, 57, 58
 King, Stacey..... 1986, 87, 88, 89
 Kizziar, Gary..... 1967
 Krone, Lloyd..... 1946
 Krouse, Don..... 1945

L

Lambert, Ernest..... 1908, 09, 10
 Landon, Jack..... 1944, 45, 46, 47
 Lane, Kevin..... 1975, 76
 Lane, Les..... 1952, 53, 54, 55
 Lavender, Drew..... 2004, 05
 Leake, Don..... 1948, 49, 50
 Leary, Omar..... 2008, 09
 LeCrone, Harold..... 1932, 33, 34
 LeCrone, Roy..... 1926, 27, 28
 LeCrone, Wayne..... 1934
 Lee, Bruce..... 1983
 Lee, Jack..... 1960, 61, 62
 Lehman, Warren..... 1941, 42
 Leonard, Phil..... 1960
 Lewis, Pete..... 1993, 94
 Lewis, Raymond..... 1958, 59, 60
 Liggitt, Michael..... 2002, 03
 Linderberg, Edwin..... 1944, 45
 Little, David..... 1982, 83
 Longar, Longar..... 2005, 06, 07, 08
 Lynch, Ron..... 1970, 71, 72
 Lynn, Douglas..... 1948, 49, 51

M

Main, Percy..... 1932, 33, 34
 Marsh, Jack..... 1958, 59
 Marteney, James..... 1942, 43



LETTERWINNERS

THE HISTORY

Martin, Tony	1987, 88, 89, 90
Martin, Bill	1936, 37, 38
Martin, Eric	1998, 99
Martin, Scott	1970, 71, 72
Maxey, Clyde	1963
Maxey, Dick	1964
May, John	1930
Mayden, James	1994, 95
Maze, Bobby	2007
McBride, Floyd	1924, 25, 26
McBride, Harold	1921
McCalister, Tim	1984, 85, 86, 87
McCasland, Howard	1914, 15, 16
McClain, Trent	1994, 95
McConnell, J.D.	1954
McCovery, Smokey	1990
McCullough, John	1976, 77, 78, 79
McCurdy, Bob	1942, 43
McCurdy, Mike	1973, 74, 75
McCurdy, Tom	1961, 62
McDermott, Hugh	1917, 19, 20
McEachern, Delwin	1952, 53, 54
McGhee, Aaron	2001, 02
McGuire, Connie	1960
McKenzie, Lawrence	2004, 05
McNatt, Jim	1938, 39, 40
McNeil, Rick	1973, 75, 76, 77
Medley, Bruce	1957, 58
Merchant, Paul	1947, 48, 49, 50
Mesch, Marvin	1938, 39, 40
Meyer, Lawrence	1929, 30, 31
Miller, Keith	1948
Minor, Ryan	1993, 94, 95, 96
Mobra, Joe	1954, 55
Montgomery, Homer	1915, 16
Moore, Joe	1954, 55
Moore, Lou	1997
Moorehead, Richard	1960
Morris, Theodore	1908
Morris, Walter	1949, 50
Morrison, Stan	1961, 62, 63
Morrison, Walter	1953, 54
Morse, Wilfred	1922, 23, 24
Mosier, H.D.	1912
Mosier, William	1911, 12
Mullen, Vernon	1937, 38, 39
Muller, Fred	1954, 55
Mullins, Terrence	1988, 89, 90, 91
Munson, Charles	1934

N

Najera, Eduardo	1997, 98, 99, 00
Nash, John	1997
Neal, Michael	2006, 07
Needy, Jerome	1934, 37
Nelson, Herman	1934, 37
Newby, Jerry	1912
Newton, Kelley	2000, 01
Neysmith, Tony	2008
Niblack, Leslie	1926
Noble, William	1928, 29, 30
Norris, Granville	1927, 28, 29
Norton, Sherman	1950, 51, 52

O

Ontjes, John	1994, 95
Osborne, James	2000
Ott, Michael	2005, 06
Otte, Ed	1936, 37
Overton, Bo	1980, 81, 82, 83
Owens, Joe	1953
Owens, Ted	1949, 50, 51

P

Pace, Lester	1979, 80, 81, 82
Paine, Allie	1941, 43, 44, 47
Pannell, Jan	1982, 83, 84
Parsons, Frank	1910, 11, 12, 13
Patterson, Damon	1989, 90, 92
Patterson, Bob	1969
Pattillo, Juan	2009
Peard, Rodger	1910
Peck, Jimmy	1955
Perry, Max	1978
Pettes, Andrew	1971
Pettis, Maron Andrew	1972
Phipps, Conley	1986
Pierce, Calvin	1982, 83, 84
Pinkerton, Bill	1956
Pinkerton, Harry	1927
Pollard, Art	1988
Ponder, Elmer	1914, 16
Potts, Frank	1925, 26, 27
Potts, Jude	1931, 32, 33
Potts, Whinston	1945
Price, Brent	1991, 92
Price, Dave	1926
Price, Denny	1958, 59, 60
Price, Hollis	2000, 01, 02, 03
Pritchard, Bob	1973, 74, 75
Pryor, Kenneth	1944, 47, 48, 49
Pugh, J.H.	1918
Pugsley, Charles	1947, 50, 51
Purvis, Ingram	1979

Q

Quinn, Gregory	1928
----------------	------

R

Raker, Gary	1976, 77
Ramsey, Grover	1944
Ray, Clifford	1969, 70, 71
Raymond, J.R.	2000
Reed, Louis	1908

Reeds, Artie	1908, 09
Reeds, Claude	1911, 12, 13, 14
Reich, Dick	1946, 47
Remy, John Paul	1935, 36, 37
Reztsov, Oleg	1999, 00
Richards, Bill	1939, 40, 41
Risen, Homer	1917, 18, 19
Roberts, A.C.	1941, 42
Roberts, Butch	1963, 64, 65
Roberts, Harrold	1929, 30, 31
Roberts, Ron	1986, 87
Rogers, John	1950, 51, 52
Rogers, Willie	1966, 67, 68
Rooney, Mike	1965, 66
Roop, Gene	1938, 39, 40
Rousey, Tom	1941, 42, 43
Ruppert, Maurice	1923, 24, 25
Russell, Perry	1959, 60

S

Sallier, Bryan	1991, 92, 93
Sampson, Kellen	2005, 06, 07
Scheffler, Herb	1939, 40
Schwall, Don	1957
Seager, Joe	1984
Seaton, Stewart	1929
Selvy, Daryan	2001, 02
Shaw, Roger	1967
Shearer, Clifton	1929
Sidle, Donald	1966, 67, 68
Sieger, Dave	1984, 86, 87, 88
Simon, Mitchell	1941, 42
Simpson, Monte	1957
Skurcenski, Jason	1988, 89
Small, John	1972
Snodgrass, Marvin	1938, 39, 40
Sooter, Mark	1973, 74, 75
Spaulding, Alex	1998, 99
Spaulding, Dayton	1946
Spears, Roy	1913
Speegle, Wayne	1948, 49, 50
Stahl, William	1922
Stevens, Clarence	1926

Stoermer, Bob	1957, 58, 59
Stone, Renzi	1997, 98, 99, 00
Stotts, Terry	1977, 78, 79, 80
Swanson, Glenn	1911, 12, 13
Szendrei, Jozsef	2002, 03

T

Taylor, Jesse	1929
Terrell, Jim	1948, 50, 51
Thomas, Jay	1936, 37
Thompson, Joe Lee	1959, 60, 61
Thompson, Sam	1955
Tisdale, Wayman	1983, 84, 85
Tisdale, William	1983, 84, 85
Tone, Rudolph	1935, 36
Tubbs, Tommy	1984, 85
Tucker, Gerald	1942, 43, 47
Turner, Larry	2004
Turner, Vernon	1950, 51
Tyler, George	1919, 20
Tyler, Stanley	1933, 34, 35

V

Vann, Bryatt	1992, 93
Vaughn Richard	1944
Vest, Jerry	1973, 74, 75, 76

W

Waite, Ed	1920, 21, 22
Waite, Leo	1920
Walker, Chris	2006, 07
Walker, Roscoe	1938, 39
Wallace, Fred	1922, 23
Waller, Bob	1952, 53, 54
Wantland, Charles	1934, 35, 36
Ware, Roland	1991
Warren, Edgar	1934, 35, 36
Warren, Willie	2009
Waters, Bill	1947, 48, 49, 50
Watson, Chuck	1984, 85, 86, 87
Watson, Landy	1967, 68, 69
Webster, Jeff	1991, 92, 93, 94
West, Allan "Bus"	1943
West, Gene	1925, 26, 27
Whaley, Bill	1945, 46
Wheeler, Richard	1923, 24, 35
Whisenant, Barney	1915, 16, 17
Whisenant, Gilbert	1922
White, Phil	1918, 20
White, Quannas	2002, 03
Whitley, Raymond	1978, 79, 80, 82
Whitlock, Bill	1964, 65
Wiley, Andre	1988, 89
Wiley, Evan	1996, 97, 98
Wiginton, Craig	1976, 77
Williams, Herb	1974
Williams, Jaison	2004, 05
Williams, Jay	1973, 74, 75, 76
Willis, Ray	2009
Wilson, Willie	1963, 64, 65
Woods, Mort	1909, 10
Wooten, Robert	1969
Wright, Ryan	2009

Y

Yule, John	1970, 71, 72
Yanish, Jason	1992, 94, 95, 96

Z

Zellner, Matthew	1939, 40, 41
Zoschke, Ezra	2003





YEAR-BY-YEAR RECORDS

THE HISTORY

	— OVERALL —			— CONFERENCE —				FINISH	HOME	AWAY	NEUTRAL	POSTSEASON	HEAD COACH
	W	L	PCT.	W	L	PCT.							
1907-08	4	3	.571	—	—	—	—	3-1	1-2	0-0		D.C. Hall	
1908-09	3	3	.500	—	—	—	—	3-1	0-2	0-0		Bennie Owen	
1909-10	8	0	1.000	—	—	—	—	6-0	2-0	0-0		Bennie Owen	
1910-11	1	5	.167	—	—	—	—	1-3	0-2	0-0		Bennie Owen	
1911-12	7	2	.778	—	—	—	—	6-0	1-2	0-0		Bennie Owen	
1912-13	8	0	1.000	—	—	—	—	6-0	2-0	0-0		Bennie Owen	
1913-14	7	1	.875	—	—	—	—	5-0	2-1	0-0		Bennie Owen	
1914-15	7	5	.583	—	—	—	—	5-3	2-2	0-0		Bennie Owen	
1915-16	19	7	.731	—	—	—	—	12-3	7-4	0-0		Bennie Owen	
1916-17	13	8	.619	—	—	—	—	10-2	3-6	0-0		Bennie Owen	
1917-18	11	1	.917	—	—	—	—	9-0	2-1	0-0		Bennie Owen	
1918-19	12	0	1.000	—	—	—	—	6-0	6-0	0-0		Bennie Owen	
MISSOURI VALLEY CONFERENCE													
1919-20	9	7	.563	3	7	.300	5th	6-0	3-7	0-0		Bennie Owen	
1920-21	8	10	.444	5	9	.357	7th	5-4	3-6	0-0		Bennie Owen	
1921-22	9	9	.500	8	8	.500	5th	5-4	4-5	0-0		Hugh McDermott	
1922-23	6	12	.333	5	11	.313	T6th	4-5	2-7	0-0		Hugh McDermott	
1923-24	15	3	.833	13	3	.813	2nd	9-0	6-3	0-0		Hugh McDermott	
1924-25	10	8	.556	9	7	.563	5th	6-3	4-5	0-0		Hugh McDermott	
1925-26	11	4	.733	9	3	.750	T2nd	6-2	5-2	0-0		Hugh McDermott	
1926-27	12	5	.706	8	4	.667	2nd	7-1	5-4	0-0		Hugh McDermott	
1927-28	18	0	1.000	18	0	1.000	1st	8-0	10-0	0-0		Hugh McDermott	
BIG SIX CONFERENCE													
1928-29	13	2	.867	10	0	1.000	1st	7-1	6-1	0-0		Hugh McDermott	
1929-30	6	12	.333	0	10	.000	6th	4-6	2-6	0-0		Hugh McDermott	
1930-31	10	8	.556	3	7	.300	6th	7-2	3-6	0-0		Hugh McDermott	
1931-32	9	5	.643	6	4	.600	T2nd	7-1	2-4	0-0		Hugh McDermott	
1932-33	12	5	.706	7	3	.700	2nd	8-0	4-5	0-0		Hugh McDermott	
1933-34	10	8	.556	6	4	.600	T2nd	7-3	3-5	0-0		Hugh McDermott	
1934-35	9	9	.500	8	8	.500	3rd	4-4	5-5	0-0		Hugh McDermott	
1935-36	9	8	.529	5	5	.500	3rd	6-4	3-4	0-0		Hugh McDermott	
1936-37	12	4	.750	7	3	.700	3rd	7-2	5-2	0-0		Hugh McDermott	
1937-38	14	4	.778	8	2	.800	2nd	7-1	7-3	0-0		Hugh McDermott	
1938-39	12	9	.571	7	3	.700	T1st	6-2	4-6	2-1	NCAA (1-1)	Bruce Drake	
1939-40	12	7	.632	8	2	.800	T1st	5-2	5-4	2-1		Bruce Drake	
1940-41	6	12	.333	5	5	.500	4th	4-4	2-7	0-1		Bruce Drake	
1941-42	11	7	.611	8	2	.800	T1st	7-0	4-5	0-2		Bruce Drake	
1942-43	18	9	.667	7	3	.700	2nd	10-2	7-5	1-2	NCAA (1-1)	Bruce Drake	
1943-44	15	8	.652	9	1	.900	T1st	5-5	6-3	4-0		Bruce Drake	
1944-45	12	13	.480	5	5	.500	T3rd	6-2	3-6	3-5		Bruce Drake	
1945-46	11	10	.524	7	3	.700	2nd	6-2	4-5	1-3		Bruce Drake	
1946-47	24	7	.774	8	2	.800	1st	9-1	9-2	6-4	NCAA (3-1)	Bruce Drake	
BIG SEVEN CONFERENCE													
1947-48	13	9	.591	7	5	.583	T2nd	8-1	3-7	2-1		Bruce Drake	
1948-49	14	10	.583	9	3	.750	T1st	7-2	4-6	3-2		Bruce Drake	
1949-50	12	10	.545	6	6	.500	4th	5-4	4-5	3-1		Bruce Drake	
1950-51	14	10	.583	6	6	.500	4th	8-2	3-6	3-2		Bruce Drake	
1951-52	7	17	.292	4	8	.333	T4th	6-3	0-11	1-3		Bruce Drake	
1952-53	8	13	.381	5	7	.417	T4th	6-4	2-6	0-3		Bruce Drake	
1953-54	8	13	.381	4	8	.333	6th	3-5	3-7	2-1		Bruce Drake	
1954-55	3	18	.143	1	11	.083	7th	1-9	1-7	1-2		Bruce Drake	
1955-56	4	19	.173	1	11	.083	7th	3-6	0-11	1-2		Doyle Parrack	
1956-57	8	15	.348	3	9	.250	7th	6-4	1-9	1-2		Doyle Parrack	



YEAR-BY-YEAR RECORDS

	— OVERALL —			— CONFERENCE —				HOME	AWAY	NEUTRAL	POSTSEASON	HEAD COACH
	W	L	PCT.	W	L	PCT.	FINISH					
BIG EIGHT CONFERENCE												
1957-58	13	10	.565	6	8	.429	T4th	7-3	3-6	3-1		Doyle Parrack
1958-59	15	10	.600	9	5	.643	2nd	10-2	4-6	1-2		Doyle Parrack
1959-60	14	11	.560	9	5	.643	3rd	8-3	5-6	1-2		Doyle Parrack
1960-61	10	15	.400	2	12	.143	8th	5-6	3-7	2-2		Doyle Parrack
1961-62	7	17	.292	5	9	.357	T5th	4-8	2-7	1-2		Doyle Parrack
1962-63	12	13	.480	8	6	.571	T3rd	7-3	5-7	0-3		Bob Stevens
1963-64	7	18	.280	3	11	.214	8th	5-7	0-9	2-2		Bob Stevens
1964-65	8	17	.320	3	11	.214	8th	5-6	2-9	1-2		Bob Stevens
1965-66	11	14	.440	7	7	.500	4th	7-5	3-7	1-2		Bob Stevens
1966-67	8	17	.320	5	9	.357	6th	6-6	1-9	1-2		Bob Stevens
1967-68	13	13	.500	8	6	.571	T3rd	8-3	4-8	1-2		John MacLeod
1968-69	7	19	.269	3	11	.214	8th	6-6	1-10	0-3		John MacLeod
1969-70	19	9	.679	7	7	.500	T3rd	10-1	4-7	4-0	NIT (1-1)	John MacLeod
1970-71	19	8	.704	9	5	.643	T2nd	10-2	7-5	2-1	NIT (0-1)	John MacLeod
1971-72	14	12	.538	9	5	.643	3rd	10-4	3-5	1-2		John MacLeod
1972-73	18	8	.692	8	6	.571	4th	12-0	4-6	2-2		John MacLeod
1973-74	18	8	.692	9	5	.643	3rd	9-2	5-4	4-2		Joe Ramsey
1974-75	13	13	.500	6	8	.429	5th	8-4	4-6	1-3		Joe Ramsey
1975-76	9	17	.346	6	8	.429	4th	5-5	2-10	2-2		Dave Bliss
1976-77	18	10	.643	9	5	.643	T2nd	12-0	3-7	3-3		Dave Bliss
1977-78	14	13	.519	7	7	.500	T4th	4-6	8-5	2-2		Dave Bliss
1978-79	21	10	.677	10	4	.714	1st	12-1	4-5	5-4	NCAA (1-1)	Dave Bliss
1979-80	15	12	.556	6	8	.429	6th	9-3	2-9	4-0		Dave Bliss
1980-81	9	18	.333	4	10	.286	7th	7-6	0-11	2-1		Billy Tubbs
1981-82	22	11	.667	8	6	.571	3rd	16-1	3-7	3-3	NIT (3-1)	Billy Tubbs
1982-83	24	9	.727	10	4	.714	2nd	17-2	5-4	2-3	NCAA (1-1)	Billy Tubbs
1983-84	29	5	.853	13	1	.929	1st	16-0	8-2	5-3	NCAA (0-1)	Billy Tubbs
1984-85	31	6	.838	13	1	.929	1st	17-0	6-3	8-3	NCAA (3-1)	Billy Tubbs
1985-86	26	9	.743	8	6	.571	T3rd	16-1	4-6	6-2	NCAA (1-1)	Billy Tubbs
1986-87	24	10	.706	9	5	.643	T2nd	14-1	5-6	5-3	NCAA (2-1)	Billy Tubbs
1987-88	35	4	.897	12	2	.857	1st	15-0	7-2	13-2	NCAA (5-1)	Billy Tubbs
1988-89	30	6	.833	12	2	.857	1st	15-0	7-3	8-3	NCAA (2-1)	Billy Tubbs
1989-90	27	5	.844	11	3	.786	T2nd	15-0	6-4	6-1	NCAA (1-1)	Billy Tubbs
1990-91	20	15	.571	5	9	.357	T6th	12-6	5-7	3-2	NIT (4-1)	Billy Tubbs
1991-92	21	9	.700	8	6	.571	T2nd	13-3	6-4	2-2	NCAA (0-1)	Billy Tubbs
1992-93	20	12	.625	7	7	.500	T5th	14-2	3-7	3-3	NIT (1-1)	Billy Tubbs
1993-94	15	13	.536	6	8	.429	5th	8-6	4-6	3-1	NIT (0-1)	Billy Tubbs
1994-95	23	9	.719	9	5	.643	3rd	15-0	4-5	4-4	NCAA(0-1)	Kelvin Sampson
1995-96	17	13	.567	8	6	.571	3rd	11-4	5-6	1-3	NCAA(0-1)	Kelvin Sampson
BIG 12 CONFERENCE												
1996-97	19	11	.633	9	7	.563	5th	13-2	3-6	3-3	NCAA (0-1)	Kelvin Sampson
1997-98	22	11	.667	11	5	.688	T2nd	12-3	6-4	4-4	NCAA (0-1)	Kelvin Sampson
1998-99	22	11	.667	11	5	.688	T2nd	11-4	7-3	4-4	NCAA (2-1)	Kelvin Sampson
1999-00	27	7	.794	12	4	.750	T3rd	13-2	6-3	8-2	NCAA (1-1)	Kelvin Sampson
2000-01	26	7	.788	12	4	.750	T2nd	13-1	5-5	8-1	NCAA (0-1)	Kelvin Sampson
2001-02	31	5	.861	13	3	.813	2nd	16-0	7-4	8-1	NCAA (4-1)	Kelvin Sampson
2002-03	27	7	.794	12	4	.750	3rd	15-1	5-3	7-3	NCAA (3-1)	Kelvin Sampson
2003-04	20	11	.645	8	8	.500	7th	14-3	3-7	3-1	NIT (1-1)	Kelvin Sampson
2004-05	25	8	.758	12	4	.750	T1st	14-1	6-3	5-4	NCAA (1-1)	Kelvin Sampson
2005-06	20	9	.690	11	5	.688	3rd	14-1	6-5	0-3	NCAA (0-1)	Kelvin Sampson
2006-07	16	15	.516	6	10	.375	T7th	12-4	1-8	3-3		Jeff Capel
2007-08	23	12	.657	9	7	.563	T4th	14-3	5-6	4-3	NCAA (1-1)	Jeff Capel
2008-09	30	6	.833	13	3	.813	2nd	16-1	8-3	6-2	NCAA (3-1)	Jeff Capel
Totals	1498	942	.614	684	506	.575		880-261 (.771)	400-523 (.433)	217-158 (.579)		

THE HISTORY



REGULAR SEASON EVENTS

▶ 2K SPORTS COLLEGE HOOPS CLASSIC

2007-08 (Norman Regional)

San Francisco W 71-55
Denver W 80-50

(New York City Championship Rounds)

Memphis L 53-63
Gardner-Webb W 69-55

▶ ALL-COLLEGE CLASSIC Oklahoma City

1943-44
vs. Southwestern Texas W 45-31
vs. Phillips W 47-31
vs. Norman Naval Air W 31-27

1945-46
vs. Texas Christian W 44-30
vs. Baylor L 42-43
vs. Kansas L 46-53

1946-47
vs. Baylor W 64-47
vs. Kansas L 45-51
vs. Texas L 50-62

1979-80
vs. Western Michigan W 72-60
vs. Wyoming W 70-56
vs. La. Tech W 80-70

1981-82
vs. Western Illinois L 78-79
vs. Pan American W 86-80
vs. Oklahoma City W 73-60

1983-84
vs. UT-San Antonio W 112-72
vs. Ark.-Little Rock W 87-62

1984-85
vs. Manhattan W 121-74
vs. La. Tech W 84-72

1985-86
vs. Cincinnati W 78-65
vs. SMU W 92-69

1986-87
vs. Creighton W 106-89
vs. TCU L 82-95

1987-88
vs. Oral Roberts W 144-93
vs. Illinois State W 107-56

1988-89
vs. Texas A&M W 128-80
vs. Texas W 124-95

1989-90
vs. North Texas W 147-94
vs. Tulsa W 99-78

1990-91
vs. Illinois State W 112-69
vs. Tulsa W 112-99

1991-92
vs. Morehead State W 118-99
vs. TCU W 78-73

1992-93
vs. UA-Anchorage W 102-70
vs. Texas W 85-76

1993-94
vs. Eastern Kentucky W 63-54
vs. Tulsa W 95-76

1994-95
vs. Alabama State W 97-68
vs. Tulsa W 76-61

1995-96
vs. Baylor W 84-71
vs. Florida (OT) L 72-76

1996-97
vs. Western Illinois W 74-62
vs. Tulsa L 75-78

1997-98
vs. Coppin State W 83-72
vs. Alabama W 79-61

1998-99
vs. Western Ky. W 72-62
vs. Oral Roberts W 83-72

1999-00
vs. Mt. St. Mary's W 94-41
vs. Arkansas State W 64-51

2000-01
vs. Oral Roberts W 84-51
vs. SMU (OT) W 79-78

2001-02
vs. Texas Southern W 97-55

2002-03
vs. Michigan State W 60-58

2003-04
vs. Princeton W 58-55

2004-05
vs. Tulsa W 70-64

2005-06
vs. West Virginia L 68-92

2006-07
vs. Tulsa W 58-48

2007-08
vs. Gonzaga W 72-68

2008-09
vs. VCU W 81-70

▶ AT&T WIRELESS CLASSIC New York City

2002-03
vs. Alabama L 62-68

▶ BIG 12/PAC-10 HARDWOOD SERIES

2007-08
at USC L 55-66

2008-09
USC W 73-72

▶ BIG EIGHT HOLIDAY TOURNAMENT Kansas City, Mo.

1958-59
vs. Iowa State W 68-65
vs. Kansas State L 59-73
vs. Nebraska L 43-60

1959-60
vs. Missouri W 70-65
vs. Kansas L 54-55
vs. Colorado L 57-61

1960-61
vs. Colorado W 64-60
vs. Kansas State L 52-73
vs. Iowa State L 55-67

1961-62
vs. Kansas W 61-60
vs. Iowa State L 46-49
vs. Missouri (OT) L 58-63

1962-63
vs. Oklahoma State L 48-49
vs. Missouri L 82-104
vs. Nebraska L 86-93

1963-64
vs. Missouri L 88-95
vs. Nebraska W 75-66
vs. Iowa State W 82-79

1964-65
vs. Kansas State L 65-75
vs. Iowa State W 76-72
vs. Oklahoma State L 46-65

1965-66
vs. Oklahoma State W 58-36
vs. Nebraska L 79-92
vs. Iowa State L 82-87

1966-67
vs. Missouri W 76-67
vs. Kansas L 73-86
vs. Kansas State L 76-102

1967-68
vs. Nebraska L 65-75
vs. Kansas L 57-73
vs. Iowa State W 76-61

1968-69
vs. Colorado L 56-63
vs. Nebraska L 48-70
vs. Iowa State L 62-67

1969-70
vs. Kansas (OT) W 68-64
vs. Kansas State W 72-67
vs. Colorado W 73-72

1970-71
vs. Iowa State L 71-74
vs. Missouri W 70-63
vs. Kansas State W 83-52

1971-72
vs. Kansas State L 60-62
vs. Kansas W 97-69
vs. Nebraska L 68-84

1972-73
vs. Oklahoma State (OT) W 69-62
vs. Missouri L 68-69
vs. Iowa State L 84-87

1973-74
vs. Missouri L 70-73
vs. Kansas L 72-82
vs. Oklahoma State W 91-73

THE HISTORY



▶ **Wayman Tisdale's** 61 points against Texas-San Antonio in the 1983 All-College Tournament set the still-standing OU single-game scoring record.



REGULAR SEASON EVENTS

THE HISTORY

1974-75

vs. Nebraska..... L 64-75
 vs. Oklahoma State..... W 79-70
 vs. Missouri (2OT)..... L 81-83

1975-76

vs. Colorado L 59-61
 vs. Nebraska..... L 53-75
 vs. Iowa State..... W 71-51

1976-77

vs. Kansas (OT)..... L 70-74
 vs. Oklahoma State..... W 71-54
 vs. Nebraska..... L 56-66

1977-78

vs. Iowa State (OT)..... W 74-69
 vs. Kansas..... L 76-79
 vs. Nebraska..... L 68-75

1978-79

vs. Kansas State..... W 62-61
 vs. Kansas..... L 75-86
 vs. Nebraska..... L 53-69

**► BIG ISLAND INVITATIONAL
 Hilo, Hawaii**

1997-98

vs. Butler..... L 63-73
 vs. Wisconsin..... L 64-75
 at Hawaii-Hilo..... W 86-70

2000-01

vs. Montana State..... W 84-76
 vs. Tulane..... W 83-69
 vs. Oregon State..... W 78-60

**► BIG SEVEN HOLIDAY TOURNAMENT
 Kansas City, Mo.**

1947-48

vs. Kansas State..... L 48-55
 vs. Colorado..... W 61-56
 vs. Missouri..... W 55-44

1948-49

vs. Colorado..... W 56-45
 vs. Iowa State..... W 55-45
 vs. Kansas..... W 52-49

1949-50

vs. Iowa State..... W 66-57
 vs. Kansas State..... W 55-50
 vs. Missouri..... L 42-44

1950-51

vs. Kansas State..... L 53-55
 vs. Iowa State..... W 68-50
 vs. Missouri..... W 51-41

1951-52

vs. Stanford..... W 77-71
 vs. Missouri..... L 49-61
 vs. Kansas State..... L 69-84

1952-53

vs. Kansas State..... L 69-93
 vs. Colorado..... L 61-76
 vs. Iowa State..... L 76-79

1953-54

vs. Washington..... W 87-77
 vs. Nebraska..... W 86-70
 vs. Kansas..... L 73-82

1954-55

vs. Colorado (OT)..... W 73-71
 vs. Missouri..... L 87-95
 vs. Iowa State..... L 64-71

1955-56

vs. Colorado..... L 69-88
 vs. Kansas State..... L 64-86
 vs. Cornell (OT)..... W 71-68

1956-57

vs. Kansas State..... W 67-64
 vs. Kansas..... L 56-74
 vs. Michigan State (OT)..... L 74-76

1957-58

vs. Kansas..... L 50-68
 vs. Colorado..... W 53-52
 vs. Missouri..... W 80-69

**► BIG SIX HOLIDAY TOURNAMENT
 Kansas City, Mo.**

1946-47

vs. Kansas State..... L 55-59
 vs. Missouri..... W 61-53
 vs. Nebraska..... W 63-53

**► BIG SUN CLASSIC
 St. Petersburg, Fla.**

1978-79

vs. Auburn..... L 70-78
 vs. South Florida..... W 86-73

**► BLUEBONNET CLASSIC
 Houston, Texas**

1980-81

vs. Wyoming..... L 77-98
 vs. Army..... W 100-76

**► CARDINAL CLASSIC
 Beaumont, Texas**

1991-92

vs. Miss. Valley State..... W 118-99
 at Lamar..... W 101-91

**► CAROLINA TOURNAMENT
 Columbia, S.C.**

1977-78

vs. Pennsylvania..... W 80-74
 at South Carolina..... W 65-48

**► CHAMINADE CLASSIC
 Honolulu, Hawaii**

1984-85

vs. SMU..... L 76-85
 vs. Louisville..... W 90-72

1987-88

vs. Virginia..... W 109-61
 vs. Dayton..... W 151-99
 vs. Georgia..... W 93-90

**► CREIGHTON CAGE CLASSIC
 Omaha, Neb.**

1973-74

vs. San Diego State..... W 92-57
 at Creighton..... W 73-70

**► DREYFUS CLASSIC
 New York City**

2004-05

vs. Duke..... L 67-78

**► FIGHTING ILLINI INVITATIONAL
 Champaign, Ill.**

1980-81

vs. Bradley (OT)..... W 53-52
 at Illinois..... L 63-93

**► GOLDEN GATE CLASSIC
 San Francisco, Calif.**

1979-80

vs. Utah..... W 69-68
 at San Francisco..... L 61-68

**► GREAT ALASKA SHOOTOUT
 Anchorage, Alaska**

1983-84

vs. Southern California..... W 92-91
 vs. Arkansas..... L 78-84
 vs. Santa Clara..... W 91-77

2004-05

vs. High Point..... W 93-65
 vs. Washington..... L 91-96
 vs. Minnesota..... W 67-54

**► HALL OF FAME CLASSIC
 Springfield, Mass.**

1984-85

vs. Illinois..... L 64-81

**► HAWAII-LOA TOURNAMENT
 Kaneohe, Hawaii**

1985-86

vs. Marshall..... W 81-70
 vs. Illinois..... W 59-57

**► MARSHALL INVITATIONAL
 Huntington, W. Va.**

1969-70

at Marshall..... W 80-79
 vs. Xavier (Ohio)..... W 101-89

**► MAUI INVITATIONAL
 Lahaina, Hawaii**

1988-89

vs. Ohio State..... W 97-93
 vs. UNLV..... W 83-81
 vs. Michigan..... L 80-91

1992-93

vs. BYU..... L 75-76
 vs. Chaminade..... W 105-88
 vs. DePaul..... W 108-94

2006-07

vs. Memphis..... L 65-77
 vs. Purdue..... L 71-74
 vs. Chaminade..... W 72-57

► PRESEASON NIT

1986-87

BYU..... W 119-110
 at UNLV..... L 81-90

1990-91

New Orleans..... W 95-65
 at Arkansas..... L 88-110

2001-02

Central Connecticut..... W 66-44
 at Michigan State..... L 55-67

2008-09

Mississippi Valley State..... W 94-53
 Davidson..... W 82-78
 vs. UAB..... W 77-67
 vs. Purdue (OT)..... W 87-82

**► PUERTO RICO HOLIDAY CLASSIC
 San Juan, Puerto Rico**

1998-99

vs. American-P.R..... W 2-0
 vs. Mississippi..... L 72-75
 vs. N.C. State..... L 58-62

**► RAINBOW CLASSIC
 Honolulu, Hawaii**

1982-83

vs. Va. Tech (OT)..... W 88-86
 vs. North Carolina..... L 69-77
 at Hawaii..... W 96-85

1994-95

vs. Arkansas..... L 84-86
 vs. Georgia Tech..... L 85-89
 vs. Boston..... W 75-70

**► SOONER INVITATIONAL
 Norman, Okla.**

1985-86

Austin Peay..... W 100-68
 Southeastern La..... W 103-66

1986-87

Arkansas State..... W 77-57
 McNeese State..... W 68-63

1998-99

Western Carolina..... W 102-51
 Murray State..... L 64-68

1999-00

San Diego..... W 68-61
 UC Irvine..... W 80-68

2000-01

Alcorn State..... W 75-56
 La Salle..... W 89-72

2002-03

UC Irvine..... W 87-65
 Princeton..... W 82-63

2003-04

Eastern Washington..... W 69-59
 Oral Roberts..... W 84-68

**► SUGAR BOWL CLASSIC
 New Orleans, La.**

1947-48

at Tulane..... L 32-49

2002-03

vs. Mississippi State..... L 45-54

**► SUN DEVIL CLASSIC
 Tempe, Ariz.**

1963-64

at Arizona State..... L 95-127
 vs. Michigan State..... L 100-118

**► TOP OF THE WORLD CLASSIC
 Fairbanks, Alaska**

1999-00

vs. Montana State..... W 91-76
 vs. G. Washington..... W 73-54
 vs. California..... W 75-58

**► UNLV TOURNAMENT
 Las Vegas, Nev.**

1976-77

vs. Bradley..... W 90-70
 at UNLV..... L 89-100

**► VOLUNTEER CLASSIC
 Knoxville, Tenn.**

1968-69

at Tennessee..... L 49-55
 vs. Texas..... L 46-65



SOONERS IN THE AP POLL

Following is a look at Oklahoma's week-by-week position in the AP poll since it began in Jan. 20, 1949. Starting in the 1961-62 season, AP provided a preseason (PS) poll. The organization does not release a post-NCAA-Tournament poll.

Year	PS	1	2	3	4	5	6	7	8	9	10	11	12	13	14	15	16	17	18	Dates
1948-49	NP	-	-	-	-	16	-	-	-	-	-	-	-	-	-	-	-	-	-	Jan. 20-March 8
1949-50	NP	17	19	-	-	-	-	-	-	-	-	-	-	-	-	-	-	-	-	Jan. 5-March 7
1950-51	NP	16	-	-	-	-	18	18	-	-	17	-	-	-	-	-	-	-	-	Dec. 19-March 7
1957-58	NP	-	-	-	-	-	14	-	-	-	20	-	-	-	-	-	-	-	-	Dec. 10-March 11
1969-70	-	-	-	-	-	16	-	-	-	-	-	-	-	-	-	-	-	-	-	Dec. 9-March 10
1971-72	20	-	-	-	-	-	-	-	-	-	-	-	-	-	-	-	-	-	-	Dec. 7-March 14
1972-73	-	-	-	19	19	-	-	-	-	-	-	-	-	-	-	-	-	-	-	Dec. 5-March 13
1974-75	-	-	19	17	18	-	-	-	-	-	-	-	-	-	-	-	-	-	-	Dec. 3-April 2
1978-79	-	-	-	-	-	-	-	-	-	-	-	-	-	-	-	-	16	-	-	Nov. 28-March 13
1982-83	T20	-	-	-	-	-	-	-	-	-	-	-	19	-	-	19	-	-	-	Nov. 30-March 15
1983-84	20	-	-	-	-	-	-	17	20	11	12	10	9	8	6	6	7	-	-	Nov. 29-March 13
1984-85	5	10	17	15	11	17	13	8	13	9	7	7	4	5	6	4	4	-	-	Nov. 27-March 12
1985-86	13	13	8	8	8	8	7	7	7	5	6	5	8	10	14	15	15	-	-	Nov. 26-March 11
1986-87	7	11	9	7	6	13	11	16	11	10	8	8	13	12	17	-	-	-	-	Dec. 2-March 10
1987-88	19	18	16	14	12	10	8	3	11	10	7	4	4	4	4	4	4	-	-	Dec. 1-March 15
1988-89	5	4	5	6	7	7	6	4	3	5	4	1	5	1	1	4	2	4	-	Nov. 22-March 14
1989-90	16	17	12	8	7	6	6	4	3	9	9	13	11	10	T5	1	1	-	-	
1990-91	15	18	16	13	11	14	13	12	11	13	21	23	-	-	-	-	-	-	-	Nov. 27-March 12
1991-92	19	19	19	17	16	14	14	21	23	17	18	21	-	-	-	-	24	23	-	Nov. 25-March 16
1992-93	15	15	15	T11	9	9	15	11	19	12	20	16	-	-	-	-	-	-	-	Nov. 23-March 15
1994-95	-	-	-	-	-	-	-	-	-	-	25	24	-	-	25	16	16	17	-	Nov. 21-March 13
1997-98	20	19	18	-	-	-	-	-	-	-	-	-	-	-	-	-	-	-	-	Nov. 18-March 10
1998-99	-	-	-	-	-	24	23	-	-	-	-	-	-	-	-	-	-	-	-	Nov. 17-March 9
1999-00	-	-	-	-	-	23	21	22	20	16	17	18	18	16	20	20	21	15	12	Nov. 16-March 14
2000-01	22	21	19	14	20	19	18	17	15	22	22	-	24	21	13	16	17	16	13	Nov. 14-March 13
2001-02	25	-	-	-	24	22	12	10	5	5	6	6	4	4	6	5	4	3	-	Nov. 20-March 12
2002-03	3	7	8	6	6	7	5	10	9	5	7	6	7	5	5	3	5	6	3	Nov. 18-March 17
2003-04	14	14	14	14	11	8	7	7	6	11	20	25	22	-	-	-	-	-	-	Nov. 17-March 15
2004-05	-	-	-	-	-	-	-	-	-	25	18	13	14	16	21	22	20	17	17	Nov. 16-March 14
2005-06	6	6	5	5	8	8	7	14	12	22	25	24	19	20	19	22	19	22	24	Nov. 14-March 13
2008-09	12	12	11	6	5	4	4	4	6	6	6	4	2	2	2	3	4	6	7	Nov. 17-March 16

NP - No poll

THE HISTORY



► The 2008-09 Sooners became the eighth team in OU history to be ranked in the AP's top 25 for an entire season. The squad peaked at the No. 2 spot for three weeks.

YEAR-BY-YEAR ROSTERS

THE HISTORY

Following are rosters (with points, rebounds and assists averages) for Oklahoma teams beginning with the 1980-81 campaign, Billy Tubbs' first as head coach.

1980-81

OVERALL: 9-18; BIG EIGHT: 4-10 (7TH PLACE)

		PPG	RPG	APG
40	Chucky Barnett (F, 6-4, 192, So., Indianapolis, Ind.)	18.4	5.7	3.0
35	Steve Bajema (F, 6-7, 210, Sr., Cherry Creek, Colo.)	11.9	8.4	0.7
54	Les Pace (F-C, 6-7, 215, Jr., Wichita, Kan.)	10.2	8.0	0.2
20	Bo Overton (G, 6-3, 175, So., Ada, Okla.)	9.7	2.8	4.1
14	Bennie Goldwire (G, 6-3, 175, Sr., Riviera Beach, Fla.)	9.0	3.2	3.5
42	Todd Chambers (G, 6-4, 180, Fr., Bay City, Texas)	7.7	2.0	1.9
52	Larry Hendrix (F, 6-9, 200, Jr., Houston, Texas)	6.0	2.9	0.2
32	Kenny Smith (F, 6-6, 225, Jr., Marion, Ind.)	4.6	3.1	0.0
00	Randy Samuels (F, 6-6, 200, Fr., Beaumont, Texas)	3.8	2.6	0.2
12	John Grammer (G, 6-2, 180, So., Houston, Texas)	3.2	0.9	1.8
24	Winn Walker (F, 6-5, 180, Fr., Norman, Okla.)	1.0	0.3	0.0
23	Kyle Dodd (F, 6-5, 200, Sr., Dallas, Texas)	0.0	0.0	0.5
50	Charles Jones (F-C, 6-10, 250, Jr., Mexia, Texas)		REDSHIRTED	
22	Raymond Whitley (G, 6-3, 175, Sr., Indianapolis, Ind.)		REDSHIRTED	

Head Coach: Billy Tubbs

Assistant Coaches: Mike Newell, Johnny Carter

1981-82

OVERALL: 22-11; BIG EIGHT: 8-6 (3RD PLACE)

		PPG	RPG	APG
40	Chucky Barnett (F, 6-4, 200, Jr., Indianapolis, Ind.)	18.9	3.8	3.2
10	David Little (F-G, 6-7, 210, Jr., Abilene, Texas)	18.5	5.0	2.8
50	Charles Jones (C, 6-10, 240, Jr., Mexia, Texas)	8.1	6.0	0.6
20	Bo Overton (G, 6-3, 175, Jr., Ada, Okla.)	7.2	2.0	4.5
52	Larry Hendrix (F, 6-9, 200, Sr., Houston, Texas)	5.3	2.4	0.3
54	Les Pace (F, 6-7, 215, Sr., Wichita, Kan.)	5.1	4.4	*1.3
22	Raymond Whitley (G, 6-3, 175, Sr., Indianapolis, Ind.)	4.7	1.0	2.2
35	Darryl Allen (F, 6-7, 215, Jr., Chicago, Ill.)	4.6	5.7	1.7
33	Calvin Pierce (F, 6-6, 225, So., Chicago, Ill.)	4.4	3.2	0.4
11	Jan Pannell (G, 6-1, 175, So., Washington, D.C.)	3.5	1.3	2.3
32	Bruce Lee (F, 6-8, 220, So., Edmond, Okla.)	2.3	1.3	0.0
24	Shawn Clark (G, 6-3, 175, Fr., Brandywine, Md.)	0.0	0.7	0.7
12	Charles Tippeconic (G, 6-1, 170, Fr., Globe, Ariz.)	0.0	1.0	0.0
23	William Tisdale (G, 6-4, 210, Fr., Tulsa, Okla.)		REDSHIRTED	

Head Coach: Billy Tubbs

Assistant Coaches: Mike Newell, Johnny Carter


1982-83

OVERALL: 24-9; BIG EIGHT: 10-4 (2ND PLACE)

		PPG	RPG	APG
23	Wayman Tisdale (F-C, 6-9, 240, Fr., Tulsa, Okla.)	24.5	10.3	*2.5
10	David Little (F, 6-7, 210, Sr., Abilene, Texas)	18.7	6.3	3.5
40	Chucky Barnett (G, 6-4, 200, Sr., Indianapolis, Ind.)	11.6	3.1	4.1
50	Charles Jones (C, 6-10, 235, Sr., Mexia, Texas)	8.5	6.9	0.6
20	Bo Overton (G, 6-3, 175, Sr., Ada, Okla.)	8.3	2.4	7.1
33	Calvin Pierce (F, 6-6, 225, Jr., Chicago, Ill.)	5.8	4.5	1.1
11	Jan Pannell (G, 6-1, 175, Jr., Washington, D.C.)	4.9	2.0	5.1
24	Shawn Clark (G, 6-3, 180, Fr., Brandywine, Md.)	3.1	0.9	0.3
34	Jerome Johnson (F, 6-8, 215, Fr., Los Angeles, Calif.)	1.6	2.2	0.1
23	William Tisdale (G, 6-4, 210, Fr., Tulsa, Okla.)	1.4	0.4	0.1
42	Don Gandy (G, 6-4, 195, Jr., South Bend, Ind.)	1.0	0.6	0.1
35	Bruce Lee (F, 6-8, 220, Jr., Edmond, Okla.)	0.9	2.3	0.5
14	Mike Dillingham (G, 6-3, 185, Fr., Tulsa, Okla.)		REDSHIRTED	
12	Tommy Tubbs (G, 6-0, 170, Jr., Beaumont, Texas)		REDSHIRTED	

Head Coach: Billy Tubbs

Assistant Coaches: Mike Newell, Mike Mims



► **Wayman Tisdale** averaged 24.5 points a game as a freshman, 27.0 points as a sophomore and 25.2 points as a junior before becoming the second player taken in the 1985 NBA Draft (by the Indiana Pacers) behind Patrick Ewing.

1983-84

OVERALL: 29-5; BIG EIGHT: 13-1 (1ST PLACE)

		PPG	RPG	APG
23	Wayman Tisdale (F-C, 6-9, 240, So., Tulsa, Okla.)	27.0	9.7	*2.2
32	Tim McCalister (G, 6-3, 180, Fr., Gary, Ind.)	16.1	3.8	4.2
33	Calvin Pierce (F, 6-6, 230, Sr., Chicago, Ill.)	9.6	6.2	2.5
24	Shawn Clark (G, 6-3, 180, So., Brandywine, Md.)	8.5	2.3	1.9
55	David Johnson (F-C, 6-8, 230, Fr., Kansas City, Kan.)	8.1	6.2	1.2
30	Darryl Kennedy (G-F, 6-5, 190, Fr., Oklahoma City, Okla.)	8.0	4.3	0.9
11	Jan Pannell (F, 6-1, 175, Sr., Washington, D.C.)	7.4	4.1	7.1
42	Don Gandy (G-F, 6-4, 195, Sr., South Bend, Ind.)	2.4	1.5	0.1
44	Dave Sieger (F, 6-5, 195, Fr., San Bernardino, Calif.)	2.0	1.5	0.6
40	Chuck Watson (F, 6-7, 195, Fr., Indianapolis, Ind.)	1.7	2.0	0.3
22	William Tisdale (G, 6-4, 205, So., Tulsa, Okla.)	1.8	1.1	0.4
12	Tommy Tubbs (G, 6-0, 170, Jr., Beaumont, Texas)	1.1	0.3	1.6
14	Mike Dillingham (G, 6-3, 200, Fr., Tulsa, Okla.)	0.0	0.2	0.0
50	Joe Seager (C, 6-10, 220, Fr., Newport Beach, Calif.)		REDSHIRTED	

Head Coach: Billy Tubbs

Assistant Coaches: Mike Mims, Mike Newell

YEAR-BY-YEAR ROSTERS

1984-85

OVERALL: 31-6; BIG EIGHT: 13-1 (1ST PLACE)

		PPG	RPG	APG
23	Wayman Tisdale (F-C, 6-9, 250, Jr., Tulsa, Okla.)	25.2	10.2	*1.4
30	Darryl Kennedy (F, 6-5, 190, So., Oklahoma City, Okla.)	15.7	8.3	2.8
25	Anthony Bowie (F-G, 6-6, 190, Jr., Tulsa, Okla.)	13.4	5.8	5.3
32	Tim McCalister (G, 6-3, 190, So., Gary, Ind.)	13.1	3.4	5.0
55	David Johnson (F-C, 6-7, 238, So., Kansas City, Kan.)	8.8	5.6	1.4
24	Shawn Clark (G, 6-2, 180, Jr., Brandywine, Md.)	6.3	1.3	1.6
11	Linwood Davis (G, 5-11, 180, Jr., Washington, D.C.)	4.5	1.5	3.5
12	Tommy Tubbs (G, 6-0, 170, Sr., Beaumont, Texas)	2.7	1.2	2.3
22	William Tisdale (F-G, 6-3, 220, Jr., Tulsa, Okla.)	2.6	1.2	0.5
40	Chuck Watson (F, 6-7, 215, So., Indianapolis, Ind.)	1.8	2.2	0.3
50	Joe Seager (C, 6-10, 225, Fr., Newport Beach, Calif.)	0.8	0.8	0.3
14	Mike Dillingham (G, 6-4, 205, So., Tulsa, Okla.)	0.9	0.3	0.4
20	Conley Phipps (G, 6-3, 185, Fr., Cleveland, Okla.)		REDSHIRTED	
44	Dave Sieger (F, 6-5, 200, So., San Bernardino, Calif.)		REDSHIRTED	

Head Coach: Billy Tubbs

Assistant Coaches: Jim Kerwin, Mike Mims

1985-86

OVERALL: 26-9; BIG EIGHT: 8-6 (3RD PLACE TIE)

		PPG	RPG	APG
30	Darryl Kennedy (F, 6-5, 215, Jr., Oklahoma City, Okla.)	21.0	8.2	2.1
32	Tim McCalister (G, 6-3, 185, Jr., Gary, Ind.)	18.2	4.8	4.3
55	David Johnson (F-C, 6-7, 238, Jr., Kansas City, Kan.)	14.3	6.9	0.8
25	Anthony Bowie (F-G, 6-6, 185, Sr., Tulsa, Okla.)	13.3	4.6	4.7
11	Linwood Davis (G, 5-11, 180, Sr., Washington, D.C.)	7.9	2.4	5.0
33	Stacey King (C, 6-10, 215, Fr., Lawton, Okla.)	6.0	3.8	*1.9
23	Ron Roberts (F-C, 6-8, 225, Jr., Union City, N.J.)	5.9	2.8	0.2
20	Conley Phipps (G, 6-3, 185, Fr., Cleveland, Okla.)	4.5	0.7	0.9
44	Dave Sieger (F, 6-5, 205, So., San Bernardino, Calif.)	3.2	3.0	1.3
54	Tony Martin (F, 6-8, 220, Fr., Los Angeles, Calif.)	3.2	1.6	0.3
40	Chuck Watson (F, 6-7, 220, Jr., Indianapolis, Ind.)	1.8	2.9	0.2

Head Coach: Billy Tubbs

Assistant Coaches: Jim Kerwin, Mike Mims, Mike Anderson

1986-87

OVERALL: 24-10; BIG EIGHT: 9-5 (2ND PLACE TIE)

		PPG	RPG	APG
32	Tim McCalister (G, 6-3, 203, Sr., Gary, Ind.)	19.8	3.6	4.9
25	Harvey Grant (F-C, 6-9, 201, Jr., Sparta, Ga.)	16.9	9.9	1.3
30	Darryl Kennedy (F, 6-5, 224, Sr., Oklahoma City, Okla.)	15.9	6.8	2.9
14	Ricky Grace (G, 6-2, 180, Jr., Dallas, Texas)	11.2	3.1	5.6
55	David Johnson (F-C, 6-7, 265, Sr., Kansas City, Kan.)	9.2	5.6	0.8
44	Dave Sieger (F, 6-5, 215, Jr., San Bernardino, Calif.)	7.4	3.0	2.1
33	Stacey King (C, 6-10, 228, So., Lawton, Okla.)	7.0	3.8	*0.9
20	Conley Phipps (G, 6-3, 200, So., Cleveland, Okla.)	5.3	0.3	1.8
23	Ron Roberts (F, 6-7, 215, Sr., Union City, N.J.)	4.1	2.6	0.1
40	Chuck Watson (F, 6-7, 230, Sr., Indianapolis, Ind.)	2.8	2.4	0.8
50	Tony Martin (F, 6-8, 232, So., Los Angeles, Calif.)		REDSHIRTED	
24	Terrence Mullins (G, 6-4, 195, Fr., San Francisco, Calif.)		REDSHIRTED	

Head Coach: Billy Tubbs

Assistant Coaches: Jim Kerwin, Mike Mims, Mike Anderson


1987-88

OVERALL: 35-4; BIG EIGHT: 12-2 (1ST PLACE)

		PPG	RPG	APG
33	Stacey King (C, 6-10, 229, Jr., Lawton, Okla.)	22.3	8.5	*2.6
25	Harvey Grant (F, 6-8, 200, Sr., Sparta, Ga.)	20.9	9.4	1.4
10	Mookie Blaylock (G, 6-0, 177, Jr., Garland, Texas)	16.4	4.1	5.9
14	Ricky Grace (G, 6-1, 172, Sr., Dallas, Texas)	14.3	3.5	10.0
44	Dave Sieger (F, 6-5, 207, Sr., San Bernardino, Calif.)	10.9	4.9	3.5
22	Tyrone Jones (F, 6-5, 215, Jr., Washington, D.C.)	6.3	1.8	1.5
32	Andre Wiley (F, 6-5, 197, Jr., Flint, Mich.)	6.0	3.4	0.3
24	Terrence Mullins (G, 6-2, 198, Fr., San Francisco, Calif.)	3.7	1.4	1.1
50	Tony Martin (F, 6-7, 230, So., Los Angeles, Calif.)	3.7	2.7	0.5
20	Art Pollard (G, 6-2, 184, Jr., East Chicago, Ill.)	2.5	0.7	0.2
21	Mike Bell (F, 6-5, 201, Jr., Montgomery, Ala.)	2.1	1.1	*1.0
11	Jason Skurcenski (G, 6-2, 172, So., Bartlesville, Okla.)	0.6	0.4	0.4


Head Coach: Billy Tubbs

Assistant Coaches: Mike Mims, Jim Kerwin, Mike Anderson



► Oklahoma's 1987-88 team that played in the national title game featured four NBA Draft picks. No. 25 **Harvey Grant** (1988), No. 10 **Mookie Blaylock** (1989) and No. 33 **Stacey King** (1989) were first-round selections while No. 14 **Ricky Grace** (1988) was a third-round choice who eventually starred in Australia during a lengthy pro career.

YEAR-BY-YEAR ROSTERS



► After averaging 7.0 points as a junior, **Skeeter Henry** exploded to average 17.3 points as a senior in 1989-90 (as well as 5.0 rebounds and 4.4 assists).

1988-89

OVERALL: 30-6; BIG EIGHT: 12-2 (1ST PLACE)

	PPG	RPG	APG
33 Stacey King (C, 6-11, 232, Sr., Lawton, Okla.)	26.0	10.1	*2.3
10 Mookie Blaylock (G, 6-1, 185, Sr., Garland, Texas)	20.0	4.7	6.7
22 Tyrone Jones (G-F, 6-6, 212, Sr., Washington, D.C.)	13.1	3.7	2.6
24 Terrence Mullins (G, 6-3, 198, So., San Francisco, Calif.)	8.9	2.9	4.4
44 William Davis (F, 6-6, 215, Jr., Kansas City, Kansas)	8.7	5.3	0.8
50 Tony Martin (F, 6-8, 232, Jr., Los Angeles, Calif.)	7.5	4.8	1.1
32 Andre Wiley (F, 6-6, 204, Sr., Flint, Mich.)	7.4	3.1	0.4
21 Mike Bell (F, 6-6, 212, Sr., Montgomery, Ala.)	7.1	2.9	*1.9
30 Skeeter Henry (F-G, 6-7, 171, Jr., Grand Prairie, Texas)	7.0	3.7	2.3
31 Damon Patterson (G-F, 6-7, 188, So., Kalamazoo, Mich.)	4.2	2.8	1.3
25 Kermit Holmes (F, 6-7, 209, So., Okmulgee, Okla.)	2.0	2.3	0.3
11 Jason Skurcenski (G, 6-2, 179, So., Bartlesville, Okla.)	1.5	0.6	0.1
14 Terry Evans (G, 6-1, 185, Fr., Oklahoma City, Okla.)	REDSHIRTED		
20 Mike Harris (G, 6-1, 200, Jr., Muskogee, Okla.)	REDSHIRTED		
54 Roland Ware (F, 6-6, 212, Fr., Memphis, Tenn.)	REDSHIRTED		

Head Coach: Billy Tubbs

Assistant Coaches: Mike Mims, Jim Kerwin, Mike Anderson

1989-90

OVERALL: 27-5; BIG EIGHT: 11-3 (2ND PLACE TIE)

	PPG	RPG	APG
30 Skeeter Henry (F, 6-7, 180, Sr., Grand Prairie, Texas)	17.3	5.0	4.4
44 William Davis (F, 6-6, 219, Sr., Kansas City, Kansas)	16.6	8.5	1.2
21 Jackie Jones (F, 6-8, 216, Jr., Detroit, Mich.)	15.0	7.0	*2.1
31 Damon Patterson (F, 6-7, 195, Jr., Kalamazoo, Mich.)	11.6	6.2	1.5
50 Tony Martin (F-C, 6-9, 250, Sr., Los Angeles, Calif.)	11.1	4.6	0.9
10 Smokey McCovery (G, 6-2, 186, Jr., LaPorte, Texas)	10.8	2.9	4.1
14 Terry Evans (G, 6-1, 175, Fr., Oklahoma City, Okla.)	8.9	2.7	4.4
32 Jeff Webster (F, 6-7, 213, Fr., Midwest City, Okla.)	5.7	2.7	0.0
24 Terrence Mullins (G, 6-3, 200, Jr., San Francisco, Calif.)	5.2	1.8	0.7
25 Kermit Holmes (F, 6-7, 215, Jr., Okmulgee, Okla.)	5.0	4.1	0.6
20 Mike Harris (G, 6-1, 200, Jr., Muskogee, Okla.)	3.0	1.2	1.4
54 Roland Ware (F, 6-6, 220, Fr., Memphis, Tenn.)	3.0	2.2	*0.7
11 Jason Skurcenski (G, 6-2, 180, Jr., Bartlesville, Okla.)	0.6	0.3	0.5
22 Brent Price (G, 6-1, 172, Jr., Enid, Okla.)			DNP - TRANSFER

Head Coach: Billy Tubbs

Assistant Coaches: Mike Mims, Jim Kerwin, Mike Anderson

1990-91

OVERALL: 20-15; BIG EIGHT: 5-9 (6TH PLACE TIE)

	PPG	RPG	APG
32 Jeff Webster (F, 6-8, 210, Fr., Midwest City, Okla.)	18.3	5.5	*0.6
20 Brent Price (G, 6-1, 175, Jr., Enid, Okla.)	17.5	3.6	5.5
25 Kermit Holmes (F, 6-7, 210, Sr., Okmulgee, Okla.)	14.8	9.3	1.3
14 Terry Evans (G, 6-1, 170, So., Oklahoma City, Okla.)	11.1	3.0	6.2
40 Bryan Sallier (C-F, 6-8, 252, So., Port Arthur, Texas)	10.2	5.6	*1.0
24 Terrence Mullins (G, 6-3, 200, Sr., San Francisco, Calif.)	9.7	4.1	3.0
30 Mike Harris (G, 6-1, 200, Sr., Muskogee, Okla.)	7.6	2.2	2.3
42 Roland Ware (F, 6-6, 225, So., Memphis, Tenn.)	7.5	5.0	1.9
34 Tommy French (F, 6-5, 177, Sr., Albuquerque, N.M.)	5.5	1.8	0.5
44 Martin Keane (C-F, 6-9, 225, Jr., Toronto, Canada)	5.0	4.3	*1.1
21 KeKe Hicks (G, 6-1, 160, Fr., Atlanta, Ga.)	5.0	1.1	1.2
22 Jeff Roberts (G, 6-2, 175, So., Shawnee, Okla.)	1.0	0.0	0.0
11 Jason Skurcenski (G, 6-2, 180, Sr., Bartlesville, Okla.)	0.7	0.3	0.0
31 Damon Patterson (F, 6-7, 205, Sr., Kalamazoo, Mich.)			REDSHIRTED

Head Coach: Billy Tubbs

Assistant Coaches: Mike Mims, Mike Anderson, Tommy Tubbs

1991-92

OVERALL: 21-9; BIG EIGHT: 8-6 (2ND PLACE TIE)

	PPG	RPG	APG
31 Damon Patterson (F, 6-8, 190, Sr., Kalamazoo, Mich.)	20.6	8.7	2.8
20 Brent Price (G, 6-1, 175, Sr., Enid, Okla.)	18.7	3.7	6.2
32 Jeff Webster (F, 6-8, 219, So., Midwest City, Okla.)	14.4	6.2	*0.9
40 Bryan Sallier (C, 6-8, 255, Jr., Port Arthur, Texas)	13.9	9.1	*1.6
3 Terry Evans (G, 6-0, 170, Jr., Oklahoma City, Okla.)	10.3	3.2	4.8
35 Angelo Hamilton (G/F, 6-5, 200, Jr., Mobile, Ala.)	9.4	3.4	2.3
33 Bryatt Vann (G, 6-4, 215, Jr., Oklahoma City, Okla.)	5.5	2.8	1.2
34 Derrick Gallien (F, 6-8, 185, Jr., Lake Charles, La.)	4.1	2.8	*0.9
4 Eric Coates (G-F, 6-5, 240, Jr., Brooklyn, N.Y.)	3.3	2.0	1.3
30 Jason Yanish (F-C, 6-9, 220, Fr., Glenpool, Okla.)	3.0	1.6	0.1
42 Joel Davis (F, 6-5, 220, Jr., Lufkin, Texas)	1.9	3.7	0.4
10 Chris Black (F, 6-7, 165, Jr., Baton Rouge, La.)			REDSHIRTED
11 Dion Barnes (G, 6-0, 175, Fr., Houston, Texas)			REDSHIRTED
24 Shon Alexander (G-F, 6-5, 180, Fr., Preston, Okla.)			REDSHIRTED

Head Coach: Billy Tubbs

Assistant Coaches: Mike Mims, Mike Anderson, Tommy Tubbs



YEAR-BY-YEAR ROSTERS

THE HISTORY

1992-93

OVERALL: 20-12; BIG EIGHT: 7-7 (5TH PLACE TIE)

	PPG	RPG	APG
33 Bryatt Vann (G/F, 6-4, 217, Sr., Oklahoma City, Okla.)	16.9	6.7	1.4
32 Jeff Webster (F, 6-8, 225, Jr., Midwest City, Okla.)	16.5	5.8	0.5
4 Angelo Hamilton (G/F, 6-5, 200, Sr., Mobile, Ala.)	14.3	4.7	4.0
3 Terry Evans (G, 6-0, 170, Sr., Oklahoma City, Okla.)	14.0	2.7	5.8
40 Bryan Sallier (C, 6-8, 250, Sr., Port Arthur, Texas)	12.5	8.6	1.0
30 Kenneth Conley (F, 6-8, 230, Jr., Detroit, Mich.)	9.3	5.3	*1.5
12 Ryan Minor (F, 6-7, 208, Fr., Hammon, Okla.)	4.7	2.7	1.0
20 Pete Lewis (G, 6-2, 176, Jr., Hobbs, N.M.)	3.3	2.4	2.5
11 Dion Barnes (G, 6-1, 190, Fr., Houston, Texas)	2.1	0.9	0.3
24 Shon Alexander (G/F, 6-5, 184, Fr., Preston, Okla.)	1.3	1.0	0.3
10 Chris Black (G-F, 6-7, 160, Jr., Baton Rouge, La.)	0.9	0.7	0.2
42 Joel Davis (F, 6-5, 220, Sr., Lufkin, Texas)	0.6	1.6	0.3
22 Josh Edwards (G, 6-3, 195, Fr., Norman, Okla.)		REDSHIRTED	
31 Jason Yanish (F-C, 6-10, 233, So., Glenpool, Okla.)		REDSHIRTED	

Head Coach: Billy Tubbs

Assistant Coaches: Mike Mims, Mike Anderson, Jay Price

1993-94

OVERALL: 15-13; BIG EIGHT: 6-8 (5TH PLACE)

	PPG	RPG	APG
32 Jeff Webster (F, 6-8, 232, Sr., Midwest City, Okla.)	23.7	7.8	0.7
12 Ryan Minor (F, 6-7, 208, So., Hammon, Okla.)	16.2	7.4	1.8
44 Calvin Curry (F, 6-7, 197, Jr., Compton, Calif.)	14.5	5.1	1.8
30 Kenneth Conley (F, 6-8, 230, Sr., Detroit, Mich.)	11.0	5.8	*0.9
10 John Ontjes (G, 6-0, 167, Jr., Nickerson, Kan.)	9.7	3.3	6.5
20 Pete Lewis (G, 6-3, 176, Sr., Hobbs, N.M.)	5.6	3.3	4.0
11 Dion Barnes (G, 6-2, 190, So., Houston, Texas)	4.9	1.7	1.6
3 Lou Williams (G-F, 6-3, 205, Jr., Brooklyn, N.Y.)	4.2	0.6	1.0
31 Jason Yanish (C, 6-10, 245, So., Glenpool, Okla.)	3.1	2.5	0.4
24 Shon Alexander (G-F, 6-6, 184, So., Preston, Okla.)	2.8	1.8	0.8
4 James Mayden (C, 6-10, 245, Jr., Indianola, Miss.)	1.7	2.4	*0.5
14 Trent McClain (F, 6-7, 221, So., Tyler, Texas)	0.0	0.0	0.3
41 Chris Giles (G, 6-4, 177, Jr., Fort Worth, Texas)		REDSHIRTED	

Head Coach: Billy Tubbs

Assistant Coaches: Mike Mims, Mike Anderson, Darrell Pattillo

1994-95

OVERALL: 23-9; BIG EIGHT: 9-5 (3RD PLACE)

	PPG	RPG	APG
12 Ryan Minor (F, 6-7, 220, Jr., Hammon, Okla.)	23.6	8.4	2.1
11 Dion Barnes (G, 6-1, 195, Jr., Houston, Texas)	11.2	3.0	2.0
10 John Ontjes (G, 6-0, 180, Sr., Nickerson, Kan.)	11.1	3.1	6.8
30 Ernie Abercrombie (F, 6-4, 240, Jr., Houston, Texas)	10.5	6.2	1.0
44 Calvin Curry (G/F, 6-7, 210, Sr., Compton, Calif.)	8.0	3.7	1.8
20 Prince Fowler (G, 5-11, 180, Fr., Las Vegas, Nev.)	6.6	1.9	2.2
3 James Mayden (C, 6-10, 230, Sr., Indianola, Miss.)	5.4	5.5	*1.9
31 Jason Yanish (C, 6-11, 245, Jr., Glenpool, Okla.)	4.0	2.8	0.4
52 Antonio Bobo (F, 6-8, 240, Fr., St. Louis, Mo.)	2.4	1.7	0.3
14 Trent McClain (F, 6-7, 220, Jr. Tyler, Texas)	1.3	0.5	0.2
22 Chris Giles (G, 6-4, 177, Sr., Fort Worth, Texas)	0.8	0.2	0.4

Head Coach: Kelvin Sampson

Assistant Coaches: Jason Rabedaux, Ray Lopes, Bobby Champagne

1995-96

OVERALL: 17-13; BIG EIGHT: 8-6 (3RD PLACE)

	PPG	RPG	APG
12 Ryan Minor (F, 6-7, 220, Sr., Hammon, Okla.)	21.3	7.6	2.6
34 Ernie Abercrombie (F, 6-4, 240, Sr., Houston, Texas)	13.6	10.1	1.5
22 Nate Erdmann (G, 6-5, 210, Jr., Portales, N.M.)	12.8	5.6	2.6
4 Tyrone Foster (G, 6-4, 180, Jr., White Plains, N.Y.)	10.5	2.9	5.6
11 Dion Barnes (G, 6-1, 195, Sr., Houston, Texas)	9.2	2.4	2.6
00 Bobby Joe Evans (C, 6-9, 270, Fr., McKinney, Texas)	5.7	3.7	0.4
32 Evan Wiley (C, 6-11, 270, So., Lawton, Okla.)	3.8	3.8	0.3
44 Michael Cotton (G, 6-4, 200, Fr., Jacksonville, Ark.)	2.2	1.3	0.6
50 Robert Allison (G, 6-5, 200, Jr., El Reno, Okla.)	2.0	1.0	0.3
31 Jason Yanish (C, 6-11, 245, Sr., Glenpool, Okla.)	2.0	2.0	0.2
5 Jason Hutton (G, 5-11, 170, So., Edmond, Okla.)	0.0	0.5	0.0
30 Alex Rideout (F, 6-5, 210, Fr., Norman, Okla.)	0.0	0.5	0.0

Head Coach: Kelvin Sampson

Assistant Coaches: Jason Rabedaux, Ray Lopes, Bobby Champagne

1996-97

OVERALL: 19-11; BIG 12: 9-7 (5TH PLACE)

	PPG	RPG	APG
22 Nate Erdmann (G, 6-5, 195, Sr., Portales, N.M.)	20.5	4.8	3.1
31 Corey Brewer (G, 6-2, 190, Jr., West Memphis, Ark.)	17.5	4.5	3.5
15 Lou Moore (F, 6-6, 220, Jr., Rock Hill, S.C.)	8.7	4.0	0.9
20 Eduardo Najera (F, 6-8, 235, Fr., Chihuahua, Mexico)	7.0	5.6	1.1
32 Evan Wiley (C, 6-11, 260, Jr., Lawton, Okla.)	6.4	4.8	*0.7
00 Bobby Joe Evans (C, 6-9, 270, So., McKinney, Texas)	5.9	2.5	1.2
50 Robert Allison (G, 6-5, 200, Jr., El Reno, Okla.)	4.8	1.7	1.6
14 Tim Heskett (G, 6-1, 180, Fr., Lexington, S.C.)	3.9	1.3	0.9
33 Renzi Stone (F, 6-10, 240, Fr., Tulsa, Okla.)	3.3	4.1	0.7
44 Michael Cotton (G, 6-4, 200, So., Jacksonville, Ark.)	1.1	1.1	0.6
11 John Nash (G, 6-2, 205, Sr., McLoud, Okla.)	0.4	0.2	0.0
4 Reggie Bass (G, 6-2, 180, Jr., Pine Bluff, Ark.)	0.0	0.0	0.0

Head Coach: Kelvin Sampson

Assistant Coaches: Jason Rabedaux, Ray Lopes, Bobby Champagne

1997-98

OVERALL: 22-11; BIG 12: 11-5 (2ND PLACE TIE)

	PPG	RPG	APG
31 Corey Brewer (G, 6-2, 190, Sr., West Memphis, Ark.)	20.8	5.6	3.2
32 Evan Wiley (C, 6-11, 255, Sr., Lawton, Okla.)	10.7	5.2	0.7
20 Eduardo Najera (F, 6-8, 235, So., Chihuahua, Mexico)	10.5	5.4	1.4
14 Tim Heskett (G, 6-1, 180, So., Lexington, S.C.)	9.5	2.0	2.5
24 Ryan Humphrey (F, 6-8, 225, Fr., Tulsa, Okla.)	9.2	6.5	*1.8
10 Michael Johnson (G, 6-0, 170, Jr., Las Vegas, Nev.)	7.1	2.8	4.3
30 Eric Martin (G/F, 6-5, 200, Jr., Louisville, Ky.)	6.5	3.4	1.2
50 Robert Allison (G, 6-5, 200, Sr., El Reno, Okla.)	6.3	2.2	1.5
33 Renzi Stone (F, 6-10, 255, So., Tulsa, Okla.)	4.4	3.9	1.4
44 Alex Spaulding (G, 6-3, 185, Fr., Burlington, N.C.)	2.5	0.6	0.5
00 Bobby Joe Evans (C, 6-9, 270, Jr., McKinney, Texas)	1.0	0.5	0.0
4 Reggie Bass (G, 6-2, 200, Sr., Pine Bluff, Ark.)	0.5	0.2	0.2
22 Oleg Reztsov (C, 7-2, 230, Jr., Kiev, Ukraine)		REDSHIRTED	

Head Coach: Kelvin Sampson

Assistant Coaches: Jason Rabedaux, Ray Lopes, Bennie Seltzer

YEAR-BY-YEAR ROSTERS

1998-99

OVERALL: 22-11; BIG 12: 11-5 (2ND PLACE TIE)

		PPG	RPG	APG
21	Eduardo Najera (F, 6-8, 235, Jr., Chihuahua, Mexico)	15.5	8.3	2.2
30	Eric Martin (G/F, 6-5, 210, Sr., Louisville, Ky.)	12.1	4.7	1.8
10	Michael Johnson (G, 6-0, 170, Sr., Las Vegas, Nev.)	11.6	3.6	3.9
24	Ryan Humphrey (F, 6-8, 225, So., Tulsa, Okla.)	11.1	7.5	*2.0
14	Tim Heskett (G, 6-1, 185, So., Lexington, S.C.)	9.5	1.8	2.2
44	Alex Spaulding (G, 6-3, 190, So., Burlington, N.C.)	4.0	2.5	2.0
33	Renzi Stone (F/C, 6-10, 255, Jr., Tulsa, Okla.)	3.6	3.7	1.1
32	Victor Avila (C, 6-10, 255, Jr., Culiacan, Mexico)	3.3	3.0	0.2
42	Richard Ainooson (G, 6-3, 165, So., Oklahoma City, Okla.)	0.3	0.3	0.0
22	Oleg Reztsov (C, 7-2, 235, Jr., Kiev, Ukraine)	0.2	0.4	0.0
3	Michael Cano (G, 6-1, 160, Fr., San Antonio, Texas)	0.0	0.3	0.4
11	J.R. Raymond (G, 6-2, 180, Fr., Gastonia, N.C.)	DID NOT PLAY		
20	Kelley Newton (G, 6-2, 195, Jr., Kansas City, Kan.)	REDSHIRTED		

Head Coach: Kelvin Sampson**Assistant Coaches:** Jason Rabedeaux, Ray Lopes, Bennie Seltzer

1999-00

OVERALL: 27-7; BIG 12: 12-4 (3RD PLACE TIE)

		PPG	RPG	APG
21	Eduardo Najera (F, 6-8, 240, Sr., Chihuahua, Mexico)	18.4	9.2	2.1
11	J.R. Raymond (G, 6-2, 175, So., Gastonia, N.C.)	13.4	3.3	3.4
5	Nolan Johnson (G, 6-4, 215, Jr., Brooklyn, N.Y.)	10.0	5.1	1.7
14	Tim Heskett (G, 6-1, 185, Jr., Lexington, S.C.)	7.4	1.5	1.4
10	Hollis Price (G, 6-1, 165, Fr., New Orleans, La.)	7.2	2.2	3.5
20	Kelley Newton (G, 6-2, 190, Jr., Kansas City, Kan.)	6.3	1.5	0.8
32	Victor Avila (C, 6-10, 255, Sr., Culiacan, Mexico)	5.2	4.4	0.6
33	Renzi Stone (F/C, 6-10, 250, Sr., Tulsa, Okla.)	4.4	3.9	1.4
32	Jameel Heywood (F, 6-6, 220, Jr., Bronx, N.Y.)	3.2	2.9	0.4
25	James Osborne (G, 6-2, 165, Fr., Brenham, Texas)	0.4	0.1	0.0
22	Oleg Reztsov (C, 7-2, 230, Sr., Kiev, Ukraine)	0.3	0.2	0.1
3	Michael Cano (G, 6-1, 170, So., San Antonio, Texas)	0.2	0.3	0.1
30	Jarrett Hart (G, 6-3, 210, Fr., Little Rock, Ark.)	0.0	0.3	0.2

Head Coach: Kelvin Sampson**Assistant Coaches:** Ray Lopes, Jim Shaw, Bennie Seltzer

2000-01

OVERALL: 26-7; BIG 12: 12-4 (2ND PLACE TIE)

		PPG	RPG	APG
5	Nolan Johnson (G, 6-4, 220, Sr., Brooklyn, N.Y.)	13.2	4.9	1.8
13	Aaron McGhee (F, 6-8, 250, Jr., Aurora, Ill.)	12.9	4.8	0.7
10	Hollis Price (G, 6-1, 170, So., New Orleans, La.)	11.8	2.6	4.7
11	J.R. Raymond (G, 6-2, 175, Jr., Gastonia, N.C.)	11.3	3.5	2.6
22	Kelley Newton (G, 6-2, 190, Sr., Kansas City, Kan.)	9.8	2.5	1.3
24	Daryan Selvy (F, 6-6, 215, Jr., West Memphis, Ark.)	6.9	5.2	0.9
4	Ronnie Griffin (F, 6-9, 235, Jr., Louisville, Ky.)	4.8	3.4	0.7
42	Jozsef Szendrei (C, 6-9, 240, Jr., Budapest, Hungary)	4.0	4.0	0.0
34	Jameel Heywood (F, 6-6, 230, Sr., Bronx, N.Y.)	3.8	4.6	0.7
14	Tim Heskett (G, 6-1, 180, Sr., Lexington, S.C.)	3.7	0.7	0.8
32	Johnnie Gilbert (F, 6-7, 220, Fr., Minneapolis, Minn.)	2.3	4.3	0.5
3	Michael Cano (G, 6-1, 175, Jr., San Antonio, Texas)	0.8	0.1	0.3
20	Richard Ainooson (G, 6-3, 180, Jr., Oklahoma City, Okla.)	0.7	0.4	0.0
12	Blake Johnston (G, 6-1, 175, Fr., Midland, Texas)	0.0	2.0	1.0
	Jabahri Brown (C, 6-10, 210, So., St. Thomas, U.S.V.I.)	DNP - TRANSFER		

Head Coach: Kelvin Sampson**Assistant Coaches:** Ray Lopes, Jim Shaw, Bennie Seltzer

2001-02

OVERALL: 31-5; BIG 12: 13-3 (2ND PLACE)

		PPG	RPG	APG
10	Hollis Price (G, 6-1, 165, Jr., New Orleans, La.)	16.5	3.1	2.6
13	Aaron McGhee (F, 6-8, 250, Sr., Aurora, Ill.)	16.0	7.7	1.1
2	Ebi Ere (G, 6-5, 215, Jr., Tulsa, Okla.)	14.6	5.8	1.6
5	Jason Detrick (G, 6-5, 210, Jr., Newport News, Va.)	9.2	3.5	1.2
4	Quannas White (G, 6-1, 190, Jr., New Orleans, La.)	7.6	2.7	4.7
24	Daryan Selvy (F, 6-6, 215, Sr., West Memphis, Ark.)	6.7	4.9	1.1
21	Jabahri Brown (C, 6-10, 210, So., St. Thomas, U.S.V.I.)	4.8	5.7	*1.3
32	Johnnie Gilbert (F, 6-7, 230, So., Minneapolis, Minn.)	4.2	4.8	0.8
12	Blake Johnston (G, 6-1, 180, Fr., Midland, Texas)	1.7	0.7	1.2
42	Jozsef Szendrei (C, 6-9, 240, Jr., Budapest, Hungary)	1.4	2.4	0.1
3	Michael Cano (G, 6-1, 180, Sr., San Antonio, Texas)	0.9	0.5	0.3
20	Richard Ainooson (G, 6-3, 185, Sr., Oklahoma City, Okla.)	0.8	0.6	0.1
55	Michael Liggett (F, 6-6, 190, Fr., Oklahoma City, Okla.)	0.2	0.2	0.0
15	Matt Gipson (G/F, 6-9, 205, Fr., Burkburnett, Texas)	REDSHIRTED		

Head Coach: Kelvin Sampson**Assistant Coaches:** Ray Lopes, Jim Shaw, Bennie Seltzer

2002-03

OVERALL: 27-7; BIG 12: 12-4 (3RD PLACE)

		PPG	RPG	APG
10	Hollis Price (G, 6-1, 170, Sr., New Orleans, La.)	18.0	2.7	2.8
2	Ebi Ere (G, 6-5, 215, Sr., Tulsa, Okla.)	12.9	4.8	1.9
34	Kevin Bookout (F, 6-8, 260, Fr., Stroud, Okla.)	9.4	5.9	0.5
4	Quannas White (G, 6-1, 190, Sr., New Orleans, La.)	8.6	3.6	4.1
15	De'Angelo Alexander (G, 6-4, 215, Fr., Midwest City, Okla.)	7.1	3.6	0.9
21	Jabahri Brown (C, 6-10, 210, Jr., St. Thomas, U.S.V.I.)	6.3	5.5	1.5
32	Johnnie Gilbert (F, 6-8, 230, So., Minneapolis, Minn.)	3.7	4.7	0.7
12	Blake Johnston (G, 6-1, 185, So., Midland, Texas)	2.7	0.8	1.6
24	Matt Gipson (G/F, 6-9, 225, Fr., Burkburnett, Texas)	1.8	1.1	0.2
42	Jozsef Szendrei (C, 6-9, 240, Sr., Budapest, Hungary)	1.4	2.6	0.1
44	Larry Turner (C, 6-11, 235, Fr., Milledgeville, Ga.)	1.3	1.5	0.3
55	Michael Liggett (F, 6-6, 190, So., Oklahoma City, Okla.)	0.7	0.0	0.0
3	Ezra Zoschke (G, 5-9, 160, Jr., Thomas, Okla.)	0.1	0.6	0.3
5	Jason Detrick (G, 6-5, 215, Sr., Newport News, Va.)	REDSHIRTED		

Head Coach: Kelvin Sampson**Assistant Coaches:** Jim Shaw, Jimmy Tubbs, Bennie Seltzer

► Point guard **Quannas White** directed the Sooners to the Final Four and Elite Eight in his only two seasons at Oklahoma (2001-02 and 2002-03, respectively).



YEAR-BY-YEAR ROSTERS

2003-04

OVERALL: 20-11; BIG 12: 8-8 (7TH PLACE)

		PPG	RPG	APG
5	Jason Detrick (G, 6-6, 215, Sr., Newport News, Va.)	11.4	2.9	1.3
3	Drew Lavender (G, 5-7, 155, Fr., Columbus, Ohio)	11.3	2.4	3.9
15	De'Angelo Alexander (G, 6-5, 215, So., Midwest City, Okla.)	9.6	4.8	1.3
1	Lawrence McKenzie (G, 6-2, 170, Fr., Minneapolis, Minn.)	8.2	2.3	1.2
34	Kevin Bookout (F, 6-8, 265, So., Stroud, Okla.)	7.6	5.5	0.5
21	Jabahri Brown (C, 6-10, 210, Sr., St. Thomas, U.S.V.I.)	7.1	5.1	1.6
2	Jaision Williams (G, 6-3, 185, Jr., Aurora, Colo.)	5.8	2.8	1.5
32	Johnnie Gilbert (F, 6-8, 230, Jr., Minneapolis, Minn.)	5.3	4.0	*1.5
22	Brandon Foust (F, 6-6, 205, Fr., Columbus, Ohio)	4.1	2.8	0.4
44	Larry Turner (C, 6-11, 235, Fr., Milledgeville, Ga.)	3.2	2.7	*1.2
4	Jimmy Tobias (G, 6-4, 185, Fr., Ft. Lauderdale, Fla.)	2.0	1.2	0.7
11	Kellen Sampson (G, 6-1, 180, Fr., Norman, Okla.)	DID NOT PLAY		

Head Coach: Kelvin Sampson

Assistant Coaches: Jim Shaw, Jimmy Tubbs, Bennie Seltzer

2004-05

OVERALL: 25-8; BIG 12: 12-4 (1ST PLACE TIE)

		PPG	RPG	APG
21	Taj Gray (F, 6-9, 235, Jr., Wichita, Kan.)	14.6	8.2	*1.8
20	Terrell Everett (G, 6-4, 185, Jr., Charleston, S.C.)	12.5	4.8	5.0
34	Kevin Bookout (F, 6-8, 259, Jr., Stroud, Okla.)	11.5	6.6	0.6
3	Drew Lavender (G, 5-7, 153, So., Columbus, Ohio)	9.7	1.5	3.2
1	Lawrence McKenzie (G, 6-2, 175, So., Minneapolis, Minn.)	9.5	1.6	1.2
2	Jaision Williams (G, 6-3, 181, Sr., Aurora, Colo.)	6.8	2.5	2.2
4	David Godbold (G, 6-5, 212, Fr., Oklahoma City, Okla.)	4.6	2.5	1.0
32	Johnnie Gilbert (F, 6-8, 228, Sr., Minneapolis, Minn.)	3.8	3.7	*0.7
30	Longar Longar (C, 6-11, 215, Fr., Rochester, Minn.)	2.9	1.9	*0.6
22	Brandon Foust (G, 6-6, 211, So., Columbus, Ohio)	2.8	1.0	1.0
44	Larry Turner (C, 6-11, 241, So., Milledgeville, Ga.)	2.0	1.8	0.0
11	Kellen Sampson (G, 6-1, 182, So., Norman, Okla.)	1.8	0.5	0.7
5	Michael Ott (G, 6-4, 192, Fr., San Antonio, Texas)	0.9	0.3	0.0
13	Aaron Foster (G, 6-4, 210, Fr., Norman, Okla.)	0.4	0.3	0.0

Head Coach: Kelvin Sampson

Assistant Coaches: Bob Hoffman, Ray McCallum, Bennie Seltzer

2005-06

OVERALL: 20-9; BIG 12: 11-5 (3RD PLACE)

		PPG	RPG	APG
21	Taj Gray (F, 6-9, 238, Sr., Wichita, Kan.)	14.2	7.7	0.9
3	Terrell Everett (G, 6-4, 188, Sr., Charleston, S.C.)	12.7	3.7	6.9
2	Michael Neal (G, 6-3, 191, Jr., Mesquite, Texas)	12.4	2.6	2.0
34	Kevin Bookout (F, 6-8, 270, Sr., Stroud, Okla.)	11.2	6.9	0.2
24	Nate Carter (G-F, 6-6, 220, Jr., San Diego, Calif.)	6.0	3.4	0.6
15	David Godbold (G, 6-5, 217, So., Oklahoma City, Okla.)	5.7	3.2	1.4
32	Taylor Griffin (F, 6-7, 232, Fr., Oklahoma City, Okla.)	3.1	2.8	0.5
20	Austin Johnson (G, 6-3, 168, Fr., Amarillo, Texas)	3.1	2.0	1.9
30	Longar Longar (C, 6-11, 225, So., Rochester, Minn.)	2.1	1.9	0.1
1	Chris Walker (G, 6-3, 188, Jr., Sacramento, Calif.)	1.1	0.7	1.1
11	Kellen Sampson (G, 6-1, 190, Jr., Norman, Okla.)	0.3	0.4	0.6
5	Michael Ott (G, 6-4, 197, So., San Antonio, Texas)	0.0	0.0	0.0

Head Coach: Kelvin Sampson

Assistant Coaches: Bob Hoffman, Ray McCallum, Bennie Seltzer

2006-07

OVERALL: 16-15; BIG 12: 6-10 (7TH PLACE TIE)

		PPG	RPG	APG
24	Nate Carter (F, 6-6, 220, Sr., San Diego, Calif.)	11.6	5.1	0.7
30	Longar Longar (C, 6-11, 228, Jr., Rochester, Minn.)	10.4	7.1	*1.4
2	Michael Neal (G, 6-3, 198, Sr., Mesquite, Texas)	10.0	2.6	1.7
5	Tony Crocker (G, 6-5, 187, Fr., San Antonio, Texas)	8.6	3.7	1.8
15	David Godbold (G, 6-5, 215, Jr., Oklahoma City, Okla.)	7.4	4.6	1.7
20	Austin Johnson (G, 6-3, 160, So., Amarillo, Texas)	7.0	1.8	2.8
32	Taylor Griffin (F, 6-7, 232, So., Oklahoma City, Okla.)	6.3	5.2	1.4
3	Bobby Maze (G, 6-3, 175, Fr., Suitland, Md.)	5.6	1.9	2.1
00	Keith Clark (F, 6-8, 245, Fr., Oklahoma City, Okla.)	3.8	2.3	0.4
11	Kellen Sampson (G, 6-1, 186, Sr., Norman, Okla.)	1.3	0.4	0.1
45	Beau Gerber (F, 6-7, 204, Fr., Winfield, Kan.)	1.1	1.1	0.0
1	Chris Walker (G, 6-3, 192, Sr., Sacramento, Calif.)	1.0	1.2	0.9

Head Coach: Jeff Capel

Assistant Coaches: Rod Barnes, Ben Betts, Mark Cline

2007-08

OVERALL: 23-12; BIG 12: 9-7 (4TH PLACE TIE)

		PPG	RPG	APG
23	Blake Griffin (F, 6-10, 243, Fr., Oklahoma City, Okla.)	14.7	9.1	1.8
30	Longar Longar (C, 6-11, 234, Sr., Rochester, Minn.)	11.4	5.6	1.3
5	Tony Crocker (G, 6-6, 193, So., San Antonio, Texas)	11.3	3.8	1.9
20	Austin Johnson (G, 6-3, 165, Jr., Amarillo, Texas)	8.6	2.7	2.9
15	David Godbold (G, 6-5, 221, Sr., Oklahoma City, Okla.)	7.7	4.0	1.8
32	Taylor Griffin (F, 6-7, 230, Jr., Oklahoma City, Okla.)	6.5	4.9	0.9
00	Keith Clark (F, 6-8, 240, So., Oklahoma City, Okla.)	5.4	2.0	0.8
11	Omar Leary (G, 5-10, 163, Jr., Portland, Ore.)	3.9	1.3	1.3
34	Cade Davis (G, 6-5, 203, Fr., Elk City, Okla.)	3.7	1.5	0.4
2	Tony Neysmith (G, 6-5, 203, Fr., Norcross, Ga.)	0.5	0.6	0.2
45	Beau Gerber (F, 6-8, 224, So., Winfield, Kan.)	0.1	0.3	0.0
4	Dau Jok (G, 6-1, 176, So., Olathe, Kan.)	0.0	0.0	0.0

Head Coach: Jeff Capel

Assistant Coaches: Ben Betts, Mark Cline, Oronde Taliaferro

2008-09

OVERALL: 30-6; BIG 12: 13-3 (2ND PLACE)

		PPG	RPG	APG
23	Blake Griffin (F, 6-10, 251, So., Oklahoma City, Okla.)	22.7	14.4	2.3
13	Willie Warren (G, 6-4, 207, Fr., Fort Worth, Texas)	14.6	2.2	3.1
5	Tony Crocker (G, 6-6, 206, Jr., San Antonio, Texas)	9.6	3.2	1.3
32	Taylor Griffin (F, 6-7, 238, Sr., Oklahoma City, Okla.)	9.6	5.8	1.4
20	Austin Johnson (G, 6-3, 176, Sr., Amarillo, Texas)	8.6	3.0	3.9
12	Juan Pattillo (F, 6-6, 216, Jr., Las Vegas, Nev.)	6.2	3.6	0.3
34	Cade Davis (G, 6-5, 208, So., Elk City, Okla.)	4.7	1.7	0.9
41	Ray Willis (G, 6-6, 172, Fr., Atlanta, Ga.)	3.3	1.4	0.1
31	Kyle Cannon (F, 6-8, 236, So., Baltimore, Md.)	1.9	1.8	0.2
11	Omar Leary (G, 5-11, 173, Sr., Portland, Ore.)	1.9	0.8	1.1
1	Ryan Wright (F, 6-9, 234, Jr., Mississauga, Ontario)	1.8	2.1	0.1
21	Orlando Allen (C, 6-10, 267, So., Cincinnati, Ohio)	1.8	0.7	0.0
45	Beau Gerber (F, 6-8, 224, So., Winfield, Kan.)	0.6	0.7	0.2
3	T.J. Franklin (G, 5-11, 161, Fr., Fort Worth, Texas)	0.3	0.6	0.5

Head Coach: Jeff Capel

Assistant Coaches: Ben Betts, Mark Cline, Oronde Taliaferro

* Indicates blocked shots per game

YEAR-BY-YEAR RESULTS

HEAD COACH D.C. HALL OU RECORD: 4-3 (.571)

► 1907-08 (4-3 OVERALL)

vs. Epworth College #	W	32-12
at Oklahoma A&M	W	37-19
at Tonkawa Prep	L	21-38
at Tonkawa Prep	L	16-32
Tonkawa Prep	L	34-50
Tonkawa Prep	W	37-21
Oklahoma A&M	W	41-9

Oklahoma City

HEAD COACH BENNIE OWEN OU RECORD: 113-49 (.698)

► 1908-09 (3-3 OVERALL)

Edmond Teachers	W	93-7
Emporia Normal	L	33-37
at Chilocco	L	20-27
at Emporia Normal	L	19-45
Blackwell Baptist	W	31-21
Tonkawa Prep	W	28-26

► 1909-10 (8-0 OVERALL)

Edmond Teachers	W	90-1
Chilocco	W	24-7
Washburn	W	55-20
at Chilocco	W	51-12
Oklahoma A&M	W	46-15
at Oklahoma A&M	W	41-24
Texas	W	59-26
Texas	W	63-23

► 1910-11 (1-5 OVERALL)

Blackwell Baptist	L	28-29
Edmond Teachers	W	65-3
at Winfield (Kan.)	L	34-53
Friends	L	24-26
at Blackwell Baptist	L	12-26
Winfield (Kan.)	L	40-41

► 1911-12 (7-2 OVERALL)

Shawnee Baptist	W	78-12
Chilocco	W	45-36
Chilocco	W	38-29
Oklahoma A&M	W	59-17
at Oklahoma A&M	W	30-24
at Chilocco	L	26-31
at Blackwell Baptist	L	21-22
Tonkawa Prep	W	37-18
Winfield (Kan.)	W	35-22

► 1912-13 (8-0 OVERALL)

Blackwell Baptist	W	46-26
Blackwell Baptist	W	50-26
Chilocco	W	32-29
at Chilocco	W	29-28
Bethany	W	48-32
at Bethany	W	42-38
Edmond Teachers	W	78-12
Oklahoma A&M	W	46-16

► 1913-14 (7-1 OVERALL)

Weatherford Teachers	W	43-15
at Weatherford Teachers	W	43-11
Edmond Teachers	W	68-13
at Chilocco	L	29-45
Chilocco	W	32-9
Edmond Teachers	W	47-27
Weatherford Teachers	W	34-13
at Weatherford Teachers	W	39-19

► 1914-15 (7-5 OVERALL)

Tonkawa Prep	W	36-19
at Bethany	L	6-36
Emporia Normal	L	40-41
Bethany	L	30-32
Edmond Teachers	W	52-18
Henry Kendall	W	46-26
Henry Kendall	W	52-19
Chilocco	L	28-39
at Chilocco	W	37-27
Weatherford Teachers	W	49-10
at Henry Kendall	L	19-21
at Henry Kendall	W	40-30

► 1915-16 (19-7 OVERALL)

Weatherford Teachers	W	37-31
at Weatherford Teachers	W	39-24
Oklahoma A&M	W	35-33
at Oklahoma A&M	W	57-49
Henry Kendall	W	40-20
at Henry Kendall	W	57-29
at Chilocco	W	34-17
Chilocco	L	38-39
Alva Teachers	W	41-26
at Alva Teachers	W	42-39
Edmond Teachers	W	59-29
Emporia Normal	L	33-38
at Emporia Normal	L	30-35
Kemper Military	W	61-23
Central (Mo.) Teachers	W	42-26
at Missouri	L	20-50
Missouri	W	29-28
Warrensburg (Mo.)	L	43-44
at Warrensburg (Mo.)	L	41-58
Springfield YMCA	W	60-46
at Springfield YMCA	L	30-59
Henry Kendall	W	46-33
at Henry Kendall	W	43-33
Edmond Teachers	W	68-26
at Oklahoma A&M	W	50-30
Oklahoma A&M	W	59-30

► 1916-17 (13-8 OVERALL)

Weatherford Teachers	W	53-26
at Weatherford Teachers	W	37-35
at Oklahoma A&M	L	11-58
at Oklahoma A&M	W	24-23
Henry Kendall	L	45-46
Henry Kendall	W	41-29
at Durant Teachers	W	65-22
Durant Teachers	W	74-20
at Southern Methodist	L	20-43
Hardin School	W	23-8
Southern Methodist	W	45-33
Terrell School	W	40-19
Baylor	W	42-28



► Coached by D.C. Hall, OU's first varsity team went 4-3 in 1907-08. The Sooners won their first game, 32-12, over Epworth College in Oklahoma City.

Oklahoma A&M	L	25-35
Oklahoma A&M	W	22-21
at Chilocco	L	35-37
Chilocco	W	56-33
at Henry Kendall	L	27-37
at Henry Kendall	L	22-31
Edmond Teachers	W	50-41
at Edmond Teachers	L	35-46

► 1917-18 (11-1 OVERALL)

Oklahoma Methodist	W	68-27
Oklahoma Methodist	W	63-22
Oklahoma A&M	W	45-28
Durant Teachers	W	116-13
Durant Teachers	W	91-19
at Chilocco	L	29-33
Edmond Teachers	W	52-32
Chilocco	W	37-32
at Oklahoma A&M	W	27-19
at Henry Kendall	W	51-20
Henry Kendall	W	83-23
Edmond Teachers	W	62-20

► 1918-19 (12-0 OVERALL)

Shawnee Baptist	W	82-30
Shawnee Baptist	W	82-16
Edmond Teachers	W	65-20
at Oklahoma A&M	W	44-33
at Oklahoma A&M (2OT)	W	38-34
TCU	W	91-34
at Edmond Teachers	W	62-29
at Edmond Teachers	W	52-26
Oklahoma A&M	W	51-33
Oklahoma A&M	W	45-36
at Chilocco	W	43-37
at Chilocco	W	52-27

► 1919-20 (9-7 OVERALL, 3-7 MISSOURI VALLEY)

at Kansas State	L	18-37
at Kansas State	L	14-21
Edmond Teachers	W	35-24
Edmond Teachers	W	25-12
at Missouri	L	21-33
at Missouri	L	18-51
at Washington (Mo.)	L	39-46
at Washington (Mo.)	W	26-22
Kansas State	W	37-28
Kansas State	W	28-26
at Oklahoma A&M	W	36-13
at Oklahoma A&M	W	32-16
Oklahoma A&M	W	37-25
Oklahoma A&M	W	50-11
at Kansas	L	28-32
at Kansas	L	26-42

► 1920-21 (8-10 OVERALL, 5-9 MISSOURI VALLEY)

Oklahoma A&M	W	42-10
Oklahoma A&M	W	54-15
at Kansas State	L	16-28
at Kansas State	L	9-23
Missouri	L	24-47
Missouri	L	19-34
at Creighton	L	16-27
at Nebraska	L	20-34
at Nebraska	L	22-32
at Drake	W	35-32
at Drake	L	16-22
Grinnell	W	25-22
at Grinnell	W	23-20
Washington (Mo.)	W	44-23
Washington (Mo.)	W	44-27
at Oklahoma A&M	W	46-15
Kansas	L	30-33
Kansas	L	32-37

THE HISTORY



YEAR-BY-YEAR RESULTS

HEAD COACH HUGH McDERMOTT OU RECORD: 185-106 (.636)

► 1921-22 (9-9 OVERALL, 8-8 MISSOURI VALLEY)

at Grinnell.....	W.....	30-20
Grinnell.....	W.....	25-22
at Drake.....	L.....	33-44
Drake.....	L.....	15-49
Iowa State.....	L.....	21-25
at Iowa State.....	W.....	29-27
Kansas State.....	W.....	31-26
at Kansas State.....	W.....	32-21
Nebraska.....	W.....	29-21
at Nebraska.....	L.....	34-39
at Oklahoma A&M.....	L.....	16-28
Oklahoma A&M.....	W.....	38-27
Kansas.....	L.....	24-41
at Kansas.....	L.....	28-42
at Washington (Mo.).....	W.....	20-17
Washington (Mo.).....	W.....	29-26
at Missouri.....	L.....	27-46
Missouri.....	L.....	22-66

► 1922-23 (6-12 OVERALL, 5-11 MISSOURI VALLEY)

Iowa State.....	L.....	18-29
Oklahoma A&M.....	W.....	29-16
Washington (Mo.).....	L.....	24-25
at Missouri.....	L.....	20-48
at Kansas State.....	W.....	23-18
at Nebraska.....	L.....	19-23
Kansas.....	L.....	21-27
Missouri.....	L.....	29-38
at Washington (Mo.).....	L.....	17-25
Nebraska.....	W.....	31-25
at Iowa State.....	L.....	19-24
at Grinnell.....	W.....	27-14
Drake.....	L.....	20-27
at Drake.....	L.....	32-49
at Kansas.....	L.....	18-42
Grinnell.....	W.....	33-25
Kansas State.....	W.....	40-25
at Oklahoma A&M.....	L.....	16-19

► 1923-24 (15-3 OVERALL, 13-3 MISSOURI VALLEY)

Oklahoma A&M.....	W.....	34-22
at Kansas State.....	W.....	29-15
at Nebraska.....	L.....	21-35
Drake.....	W.....	44-28
at Kansas.....	L.....	19-21
Nebraska.....	W.....	32-20
Kansas State.....	W.....	34-22
at Iowa State.....	W.....	32-17

at Drake.....	W.....	37-27
at Grinnell.....	W.....	43-31
Washington (Mo.).....	W.....	21-9
Kansas.....	W.....	26-20
Missouri.....	W.....	22-20
at Washington (Mo.).....	W.....	37-26
at Missouri.....	L.....	21-25
at Oklahoma A&M.....	W.....	26-22
Grinnell.....	W.....	27-14
Iowa State.....	W.....	45-37

► 1924-25 (10-8 OVERALL, 9-7 MISSOURI VALLEY)

at Kansas.....	L.....	20-34
Kansas.....	L.....	22-23
Nebraska.....	L.....	18-23
at Nebraska.....	L.....	17-31
at Washington (Mo.).....	L.....	30-32
Washington (Mo.).....	W.....	26-25
at Kansas State.....	W.....	35-23
Kansas State.....	L.....	29-34
at Missouri.....	W.....	22-15
Missouri.....	W.....	42-22
at Grinnell.....	W.....	33-27
Grinnell.....	W.....	42-25
Drake.....	W.....	50-27
at Drake.....	W.....	37-21
Iowa State.....	W.....	27-24
at Iowa State.....	L.....	19-22
at Oklahoma A&M.....	L.....	26-27
Oklahoma A&M.....	W.....	32-31

► 1925-26 (11-4 OVERALL, 9-3 MISSOURI VALLEY)

at TCU.....	W.....	20-9
at Dallas A.C.....	W.....	61-15
Washington (Mo.).....	W.....	32-31
Missouri.....	W.....	26-23
Drake.....	W.....	40-25
at Kansas.....	W.....	29-21
at Grinnell.....	W.....	36-27
Drake.....	W.....	24-15
Grinnell.....	W.....	30-19
Hillyard.....	L.....	23-45
at Washington (Mo.).....	L.....	19-27
at Missouri.....	W.....	36-27
Oklahoma A&M.....	W.....	32-25
Kansas.....	L.....	21-29
at Oklahoma A&M.....	L.....	26-29

► 1926-27 (12-5 OVERALL, 8-4 MISSOURI VALLEY)

Hillyard.....	W.....	30-22
at TCU.....	W.....	41-16
at SMU.....	L.....	22-24
at Iowa State.....	W.....	32-29

at Grinnell.....	W.....	29-23
Sterling Milk.....	W.....	46-36
at Kansas City A.C.....	W.....	28-24
Iowa State.....	W.....	36-21
Nebraska.....	L.....	29-36
Kansas State.....	W.....	35-20
at Washington (Mo.).....	W.....	46-25
at Missouri.....	L.....	36-48
at Nebraska.....	L.....	26-36
at Kansas State.....	L.....	19-29
Missouri.....	W.....	43-20
Washington (Mo.).....	W.....	22-17
Grinnell.....	W.....	56-23

► 1927-28 (18-0 OVERALL, 18-0 MISSOURI VALLEY) MISSOURI VALLEY CHAMPION

Drake.....	W.....	42-24
Grinnell.....	W.....	44-16
at Iowa State.....	W.....	51-32
at Grinnell.....	W.....	40-21
at Drake.....	W.....	38-24
Kansas.....	W.....	45-19
at Kansas State.....	W.....	40-29
Oklahoma A&M.....	W.....	41-21
at Washington (Mo.).....	W.....	28-20
at Missouri.....	W.....	40-24
Washington (Mo.).....	W.....	34-17
Missouri.....	W.....	34-33
Iowa State.....	W.....	37-17
at Oklahoma A&M.....	W.....	37-36
at Kansas.....	W.....	30-21
at Kansas State.....	W.....	40-27
at Nebraska.....	W.....	38-36
Nebraska.....	W.....	43-29

► 1928-29 (13-2 OVERALL, 10-0 BIG SIX) BIG SIX CHAMPION

SMU.....	W.....	32-13
at Oklahoma A&M.....	W.....	51-16
at Kansas.....	W.....	27-25
at Kansas State.....	W.....	44-23
Iowa State.....	W.....	35-22
Nebraska.....	W.....	29-20
at Washington (Mo.).....	L.....	24-29
at Missouri.....	W.....	40-34
Oklahoma A&M.....	W.....	47-24
at Iowa State.....	W.....	48-34
at Nebraska.....	W.....	39-34
Kansas.....	W.....	40-25
Washington (Mo.).....	L.....	18-28
Kansas State.....	W.....	41-28
Missouri.....	W.....	36-35

► 1929-30 (6-12 OVERALL, 0-10 BIG SIX)

Texas.....	W.....	48-28
Texas.....	W.....	33-30
at SMU.....	W.....	24-19
at SMU.....	W.....	24-22
at Oklahoma A&M.....	L.....	22-28
Kansas.....	L.....	22-34
Iowa State.....	L.....	33-34
at Kansas State.....	L.....	23-24
at Nebraska.....	L.....	20-35
Bethany College.....	L.....	25-27
Nebraska.....	L.....	37-47
Oklahoma A&M.....	W.....	25-14
at Kansas.....	L.....	23-25
at Iowa State.....	L.....	23-39
Kansas State.....	L.....	32-37
Missouri.....	L.....	20-37
at Missouri.....	L.....	20-36
Washington (Mo.).....	W.....	30-26

THE HISTORY



► Coached by **Hugh McDermott** (front row, far left), the 1928-29 Sooners went 10-0 in the Big Six Conference. The team featured All-Americans **Tom Churchill** (back row, middle) and **Bruce Drake** (front row, second from right).

YEAR-BY-YEAR RESULTS

► **1930-31** (10-8 OVERALL, 3-7 BIG SIX)

at Texas	W	28-27
at Texas	W	34-33
SMU	W	36-33
SMU	W	35-30
Bethany College	W	33-22
Oklahoma A&M	W	35-21
at Iowa State	L	25-35
at Kansas	L	22-44
Nebraska	L	30-33
at Kansas State	L	15-35
at Missouri	L	14-22
Kansas	W	33-30
Missouri	L	17-27
at Oklahoma A&M	L	25-30
Iowa State	W	26-21
at Washburn	W	30-27
at Nebraska	L	30-41
Kansas State	W	43-39

► **1931-32** (9-5 OVERALL, 6-4 BIG SIX)

SMU	W	35-20
SMU	W	43-28
at Oklahoma A&M	W	30-16
Kansas (OT)	W	31-26
Iowa State	W	37-32
at Kansas State	L	24-31
at Nebraska	W	37-34
at Missouri	L	20-27
at Iowa State	L	22-29
Nebraska	W	46-32
Kansas State	W	34-22
Missouri	W	28-17
Oklahoma A&M	L	30-33
at Kansas	L	29-33

► **1932-33** (12-5 OVERALL, 7-3 BIG SIX)

Tulsa	W	58-33
Tulsa	W	49-20
at Ada Teachers	L	25-32
at SMU	W	39-31
at SMU	L	29-31
at Iowa State	L	25-31
at Kansas State	W	28-16
Kansas	W	25-23
Kansas State	W	39-36
Missouri	W	31-26
at Oklahoma A&M	W	37-36
Nebraska	W	39-35
at Missouri	L	30-40
Iowa State	W	44-26
Oklahoma A&M	W	41-23
at Kansas	L	26-35
at Nebraska	W	38-27

► **1933-34** (10-8 OVERALL, 6-4 BIG SIX)

SMU	W	36-28
SMU	W	37-28
Oklahoma A&M	W	58-33
Iowa State	W	43-20
at Oklahoma A&M	W	34-19
at Kansas State	W	30-20
at Nebraska	W	44-36
Missouri	L	28-31
Missouri	W	35-21
at Kansas	L	16-22
at Kansas	L	23-28
at Iowa State	L	38-40
Nebraska	W	53-23
Kansas State	W	68-21
at Missouri	L	28-29
at Missouri	L	22-32
Kansas	L	26-33
Kansas	L	25-39

► **1934-35** (9-9 OVERALL, 8-8 BIG SIX)


Oklahoma A&M	W	31-30
at Oklahoma A&M	L	24-30
Kansas State	W	47-34
at Kansas State	W	38-32
at Missouri	W	38-28
at Missouri	W	33-29
at Kansas	L	23-50
at Kansas	W	36-26
at Iowa State	L	22-33
Nebraska	W	38-32
Iowa State (OT)	L	44-50
at Kansas State	W	24-22
at Kansas State	L	18-31
at Nebraska	L	24-32
Missouri	W	45-24
Missouri	L	37-41
Kansas	W	31-40
Kansas	L	42-47

► **1935-36** (9-8 OVERALL, 5-5 BIG SIX)

Southern California	L	27-28
Southern California	W	36-28
Rice	W	47-38
Rice	W	34-26
at Wichita	W	40-37
at Missouri	L	34-37
at Oklahoma A&M	L	18-25
Iowa State	W	25-19
Nebraska	L	33-40
Oklahoma A&M	L	26-33
at Kansas State	W	42-32
Kansas	L	36-43
Missouri	W	36-21
at Iowa State	W	42-39
at Nebraska	L	28-55
Kansas State	W	46-36
at Kansas	L	26-51

► **1936-37** (12-4 OVERALL, 7-3 BIG SIX)

Wichita	W	36-27
SMU	W	32-29
SMU	W	43-41
at Rice	W	31-28
Kansas State	W	47-41



► **Jimmy McNatt** was an All-American on OU's 1939 Final Four team that also shared the Big Six crown.

Kansas	L	26-28
Oklahoma A&M	W	30-24
at Kansas State	W	34-32
at Nebraska	W	34-31
at Oklahoma A&M	L	27-32
Missouri	W	42-26
Nebraska	L	29-33
Iowa State	W	28-22
at Kansas	L	19-39
at Missouri	W	50-41
at Iowa State	W	48-42

► **1937-38** (14-4 OVERALL, 8-2 BIG SIX)

at Tulsa	W	23-16
at Tulsa	W	31-29
at Texas	L	28-31
at Texas	W	47-32
Rice	W	51-41
Rice	W	50-10
at Kansas	W	49-46
at Oklahoma A&M	L	37-38
Iowa State	W	48-26
Kansas State	W	54-30
Nebraska	W	50-48
at Nebraska	L	42-52
at Kansas State	W	44-35
Kansas	L	38-41
Missouri	W	41-39
Oklahoma A&M	W	31-28
at Iowa State	W	35-32
at Missouri	W	55-52

HEAD COACH BRUCE DRAKE
OU RECORD: 200-182 (.520)

► **1938-39** (12-9 OVERALL, 7-3 BIG 12)

BIG SIX CO-CHAMPION
NCAA FINAL FOUR

at Colorado	L	40-52
at Colorado	W	33-29
Arkansas	L	31-39
Arkansas	L	30-36
at SMU	L	44-49
at SMU	W	49-31
Kansas	W	43-31
at Missouri (OT)	L	33-37
at Iowa State	L	42-51
Nebraska	W	56-39
Oklahoma A&M	W	34-30
at Oklahoma A&M	L	22-32
Iowa State	W	60-41
at Kansas	L	45-59
Missouri	W	43-40
Kansas State	W	37-35
at Nebraska	W	53-47
at Kansas State	W	50-38
vs. Oklahoma A&M #	W	30-21
vs. Utah State §	W	50-39
vs. Oregon %	L	37-55

District Final, Oklahoma City
§ NCAA Western Regional Semifinal, San Francisco, Calif.
% NCAA Western Regional Final, San Francisco, Calif.

► **1939-40** (12-7 OVERALL, 8-2 BIG SIX)

BIG SIX CO-CHAMPION

SMU	W	57-32
at Arkansas	W	49-36
at Arkansas	L	38-40
at Temple	L	36-42
vs. Fordham #	W	55-48
at Kansas	L	26-46
at Kansas State	W	34-33
Kansas State	W	34-29
at Oklahoma A&M	L	19-26
Oklahoma A&M	L	35-37
Iowa State	W	54-32

YEAR-BY-YEAR RESULTS

THE HISTORY

at Nebraska	W	56-41
Nebraska	W	45-28
at Missouri	W	35-34
Missouri	L	27-33
at Iowa State	W	51-42
Kansas	W	47-36
vs. Missouri §	W	52-41
vs. Kansas §	L	39-45
# Madison Square Garden, New York City		
§ Big Six Playoff, Wichita, Kan.		

►1940-41 (6-12 OVERALL, 5-5 BIG SIX)

Oregon	L	29-42
SMU	W	43-34
at SMU	L	55-57
vs. St. John's #	L	41-45
at Temple	L	26-32
Kansas	W	42-31
at Nebraska	W	40-29
at Kansas State (OT)	L	36-41
Missouri	W	49-32
Kansas State	W	46-38
Iowa State	L	33-35
Oklahoma A&M	L	19-28
at Oklahoma A&M	L	23-38
at Bradley	L	45-49
at Iowa State	L	30-44
Nebraska	L	42-43
at Missouri	L	42-61
at Kansas	W	45-37
# Madison Square Garden, New York City		

►1941-42 (11-7 OVERALL, 8-2 BIG SIX)

BIG SIX CO-CHAMPION

SMU	W	57-34
vs. St. John's #	L	36-47
at George Washington	W	32-28
at DePaul	L	26-40
at Bradley	L	42-47
at Kansas	L	32-54
Kansas State	W	47-40
at Kansas State	W	26-25
at Missouri	W	46-31
Iowa State	W	46-37
Missouri	W	60-36
Nebraska	W	37-29
at Iowa State	L	43-46
at Nebraska	W	46-41
Kansas	W	63-51
at Oklahoma A&M	L	19-27
Oklahoma A&M	W	39-32
vs. Oklahoma A&M §	L	35-44
# Madison Square Garden, New York City		
§ Naval Relief Benefit, Oklahoma City		

►1942-43 (18-9 OVERALL, 7-3 BIG SIX)

Norman Naval Air Station	W	53-29
at Winfield (Kan.) Teachers	W	43-20
at Wisconsin	L	37-48
at Olathe (Kan.) NAS	W	42-39
at Camp Grant	L	34-37
at Bradley	W	57-28
vs. St. John's #	L	43-51
Kansas	L	44-48
Kansas State	W	57-38
Norman NATTC	W	60-33
at Nebraska	W	56-32
Ft. Sill 18th FA	W	59-25
at Wichita	W	69-39
at Iowa State	W	46-37
Norman NATTC	W	73-37
Iowa State	W	47-20
at Kansas State	W	38-35
at Missouri	L	45-50
Norman Naval Air Station	W	43-16
Olathe (Kan.) NAS	L	39-47
Oklahoma A&M	W	35-31

Missouri	W	52-37
at Kansas	L	35-42
Nebraska	W	65-48
at Oklahoma A&M	L	28-40
vs. Wyoming §	L	50-53
vs. Washington %	W	48-43
# Madison Square Garden, New York City		
§ NCAA Western Regional Semifinal, Kansas City, Mo.		
% NCAA Western Regional Third-Place Game, Kansas City, Mo.		


►1943-44 (15-8 OVERALL, 9-1 BIG SIX)

BIG SIX CO-CHAMPION

Childress (Tex.) AAF	W	54-51
at SMU	L	37-41
Norman NATTC	L	30-42
Norman Naval Air Station	L	29-51
Norman Naval Air Station	W	36-29
vs. Southwestern Texas #	W	45-31
vs. Phillips #	W	47-31
vs. Norman Naval Air #	W	31-27
Kansas State	W	61-28
at Oklahoma A&M	L	40-59
vs. Missouri §	W	44-30
Nebraska	W	45-35
at Kansas	W	24-23
at Kansas State	W	43-34
at Missouri	W	27-26
Norman NATTC	L	30-32
Iowa State	L	39-41
Kansas	W	39-35
Oklahoma A&M	L	11-14
at New York U.	L	47-53
at Nebraska	W	43-32
at Westminster	W	54-36
at Iowa State	W	44-30
# All-College Tournament, Oklahoma City		
§ Oklahoma City		

►1944-45 (12-13 OVERALL, 5-5 BIG SIX)

Purcell Navy	L	33-39
SMU	W	41-40
Norman Naval Air Station	W	39-38
vs. Iowa Pre-Flight #	L	40-52
Phillips	W	44-42
vs. Pentathlon §	W	44-39
vs. Texas Tech %	W	61-31
vs. Arkansas %	L	51-54



►Ken Pryor's shot with seconds left propelled OU over Texas, 55-54, and into the 1947 national championship game against Holy Cross.

vs. Rice %	L	28-43
at Kansas State	L	54-55
at Nebraska	W	44-37
vs. Nebraska (2OT) §	W	48-45
Kansas (OT)	W	44-43
at Phillips	W	39-32
Missouri	W	43-27
Oklahoma A&M	L	31-45
at Norman Naval Air	L	42-45
Kansas State	W	49-36
at Kansas	L	27-42
at Iowa State	L	43-51
at Oklahoma A&M	L	17-23
vs. Iowa State #	L	29-31
vs. Long Island ^	L	33-43
at La Salle	W	52-38
at Missouri	L	39-45
# Kansas City, Mo.		
§ Oklahoma City		
% All-College Tournament, Oklahoma City		
^ Madison Square Garden, New York City		

►1945-46 (11-10 OVERALL, 7-3 BIG SIX)

at Will Rogers Field	L	40-41
SMU	W	52-45
Will Rogers Field	W	43-34
at Bradley Tech	W	46-31
vs. CCNY #	L	35-43
at Kentucky	L	33-43
vs. TCU§	W	44-30
vs. Baylor §	L	42-43
vs. Kansas §	L	46-53
Nebraska	W	70-48
Kansas State	W	57-32
at Kansas	L	52-53
at Missouri	W	41-27
Iowa State	W	44-43
at Nebraska	W	51-44
at Kansas State	W	57-44
Kansas	L	45-52
at Iowa State	L	54-56
Missouri	W	50-40
at Oklahoma A&M	L	41-47
Oklahoma A&M	L	34-50
# Madison Square Garden, New York City		
§ All-College Tournament, Oklahoma City		

►1946-47 (24-7 OVERALL, 8-2 BIG SIX)

BIG SIX CHAMPION
NCAA CHAMPIONSHIP GAME

D2	Warrensburg (Mo.)	W	49-21
D4	Texas Tech	W	60-37
D6	at TCU	W	76-54
D7	at SMU	W	66-41
D12	vs. Kansas State #	L	55-59
D13	vs. Missouri #	W	61-53
D14	vs. Nebraska #	W	63-53
D18	at Wisconsin	W	56-40
D26	vs. Baylor §	W	64-47
D27	vs. Kansas §	L	45-51
D28	vs. Texas §	L	50-62
J1	at CCNY	W	55-52
J4	at Bradley	W	65-54
J6	at Nebraska	L	41-44
J10	Kansas	W	50-47
J18	at Kansas State	W	50-30
J25	Missouri	W	57-43
J28	Oklahoma A&M (OT)	L	42-47
F1	Iowa State	W	54-40
F3	TCU	W	75-34
F7	Denver	W	45-32
F14	Kansas State	W	57-38
F17	Nebraska	W	63-49
F21	at Iowa State	W	46-45
F27	at Missouri	W	42-36
M4	at Kansas	L	36-38
M11	at Oklahoma A&M (OT)	W	48-41
M18	vs. Saint Louis %	W	47-41

YEAR-BY-YEAR RESULTS

THE HISTORY

M21..... vs. Oregon State ^.....	W.....	56-54
M22..... vs. Texas &.....	W.....	55-54
M25..... vs. Holy Cross *.....	L.....	47-58
# <i>Big Six Holiday Tournament, Kansas City, Mo.</i>		
\$ <i>All-College Tournament, Oklahoma City</i>		
% <i>NCAA District Playoff, Kansas City, Mo.</i>		
^ <i>NCAA Western Regional Semifinal, Kansas City, Mo.</i>		
& <i>NCAA Western Regional Final, Kansas City, Mo.</i>		
* <i>NCAA Championship Game, New York City</i>		

Leading Scorers:

Gerald Tucker (C, Sr.).....	10.5
Paul Courty (F, So.).....	7.9
Dick Reich (G, Sr.).....	7.8

► 1947-48 (13-9 OVERALL, 7-5 BIG SEVEN)

D1..... SMU.....	W.....	55-45
D5..... at Ohio State.....	W.....	62-53
D13..... at De Paul.....	L.....	61-71
D18..... vs. Kansas State #.....	L.....	48-55
D19..... vs. Colorado #.....	W.....	61-56
D20..... vs. Missouri #.....	W.....	55-44
D22..... Wisconsin.....	W.....	75-49
D30..... at Tulane \$.....	L.....	32-49
J6..... at Kansas (OT).....	L.....	38-39
J17..... Iowa State.....	W.....	66-39
J26..... Colorado.....	W.....	44-35
J31..... at Missouri.....	L.....	43-49
F5..... at Oklahoma A&M.....	L.....	30-45
F9..... Nebraska.....	W.....	79-57
F14..... at Kansas State.....	W.....	49-47
F16..... at Colorado.....	L.....	54-56
F21..... Kansas.....	W.....	50-46
F24..... Oklahoma A&M.....	W.....	37-28
F28..... at Iowa State.....	L.....	35-55
M1..... at Nebraska.....	W.....	81-74
M5..... Missouri.....	L.....	43-45
M8..... Kansas State.....	W.....	56-52

Big Seven Holiday Tournament, Kansas City, Mo.
\$ *Sugar Bowl Classic, New Orleans, La.*

Leading Scorers:

Paul Courty (F, Jr.).....	12.5
Bill Waters (F, So.).....	11.2
Ken Pryor (G, So.).....	8.5

► 1948-49 (14-10 OVERALL, 9-3 BIG SEVEN)


BIG SEVEN CO-CHAMPION

Texas.....	L.....	40-49
at Illinois.....	L.....	68-73
Ohio State.....	W.....	64-55
vs. CCNY #.....	L.....	51-53
at Syracuse.....	L.....	49-55
vs. Colorado \$.....	W.....	56-45
vs. Iowa State \$.....	W.....	55-45
vs. Kansas \$.....	W.....	52-49
Kansas.....	W.....	38-36
at Iowa State.....	W.....	43-42
at Colorado.....	W.....	43-40
Kansas State.....	L.....	45-47
Missouri.....	W.....	44-40
Iowa State (OT).....	W.....	55-52
at Texas.....	L.....	53-59
Oklahoma A&M.....	W.....	54-41
Nebraska.....	W.....	47-45
at Kansas State.....	L.....	45-51
at Oklahoma A&M.....	L.....	36-46
at Missouri.....	L.....	44-49
at Kansas.....	W.....	55-45
at Nebraska.....	W.....	56-49
Colorado.....	W.....	55-44
vs. Nebraska %.....	L.....	56-57

Madison Square Garden, New York City
\$ *Big Seven Holiday Tournament, Kansas City, Mo.*
% *Big Seven Playoff, Kansas City, Mo.*

Leading Scorers:

Paul Courty (F, Sr.).....	10.9
Wayne Glasgow (F, Jr.).....	10.5
Ken Pryor (G, Jr.).....	7.1



► *The Helms Foundation National Player of the Year, Gerald Tucker led the Sooners to the 1947 national title game by averaging 10.5 points per game.*

► 1949-50 (12-10 OVERALL, 6-6 BIG SEVEN)

Texas.....	W.....	65-48
Illinois.....	W.....	55-47
at Illinois.....	L.....	47-57
vs. CCNY #.....	W.....	67-63
vs. Iowa State \$.....	W.....	66-57
vs. Kansas State \$.....	W.....	55-50
vs. Missouri \$.....	L.....	42-44
at Kansas.....	L.....	50-56
Missouri.....	W.....	41-36
Kansas State (OT).....	L.....	42-43
at Oklahoma A&M.....	L.....	37-45
Colorado.....	L.....	43-46
at Texas.....	W.....	55-45
at Kansas State.....	L.....	68-91
at Iowa State.....	W.....	63-57
Nebraska.....	L.....	55-57
Iowa State.....	W.....	76-48
at Missouri (OT).....	W.....	45-40
Oklahoma A&M.....	L.....	37-48
at Nebraska.....	W.....	64-48
at Colorado.....	L.....	49-58
Kansas (OT).....	W.....	52-49

Madison Square Garden, New York City
\$ *Big Seven Holiday Tournament, Kansas City, Mo.*

Leading Scorers:

Wayne Glasgow (F, Sr.).....	13.5
Walter Morris (G, Sr.).....	8.0
Marcus Freiburger (C, Jr.).....	7.1

► 1950-51 (14-10 OVERALL, 6-6 BIG SEVEN)

SMU.....	W.....	47-39
Texas.....	W.....	49-35
Minnesota.....	W.....	66-45
vs. Holy Cross #.....	L.....	50-53
vs. CCNY \$.....	W.....	48-43
at Minnesota.....	L.....	42-49
vs. Kansas State %.....	L.....	53-55
vs. Iowa State %.....	W.....	68-50
vs. Missouri %.....	W.....	51-41
at Iowa State.....	L.....	44-48
at Colorado.....	W.....	61-44
Missouri.....	L.....	39-41
Iowa State.....	W.....	52-44
Oklahoma A&M.....	W.....	44-40

Kansas.....	L.....	52-58
at Texas.....	W.....	49-47
at Oklahoma A&M.....	L.....	45-48
Nebraska.....	W.....	72-49
Kansas State.....	W.....	49-46
at Kansas.....	W.....	61-59
at Missouri.....	L.....	45-57
at Nebraska.....	L.....	44-46
at Kansas State.....	L.....	48-87
Colorado.....	W.....	58-49

Boston, Mass.

\$ *Madison Square Garden, New York City*

% *Big Seven Holiday Tournament, Kansas City, Mo.*

Leading Scorers:

Marcus Freiburger (F, Sr.).....	15.8
Ted Owens (F, Sr.).....	10.8
Charles Pugsley (G, Sr.).....	5.7

► 1951-52 (7-17 OVERALL, 4-8 BIG SEVEN)

Texas.....	L.....	44-48
at SMU.....	L.....	49-57
Baylor.....	W.....	56-48
at Illinois.....	L.....	51-69
at Iowa.....	L.....	46-59
vs. New York #.....	L.....	55-78
vs. Stanford \$.....	W.....	77-71
vs. Missouri \$.....	L.....	49-61
vs. Kansas State \$.....	L.....	69-84
Colorado.....	W.....	61-52
at Kansas.....	L.....	48-71
at Oklahoma A&M.....	L.....	40-49
Kansas State.....	L.....	54-65
Missouri.....	W.....	47-45
at Texas.....	L.....	39-43
Iowa State.....	W.....	49-45
at Nebraska.....	L.....	66-67
at Missouri.....	L.....	50-56
Oklahoma A&M (3OT).....	W.....	65-61
Nebraska.....	W.....	65-59
at Iowa State.....	L.....	48-59
at Colorado.....	L.....	45-50
Kansas.....	L.....	55-74
at Kansas State.....	L.....	58-79

Madison Square Garden, New York City

\$ *Big Seven Holiday Tournament, Kansas City, Mo.*

Leading Scorers:

Sherman Norton (F, Sr.).....	15.1
Bob Waller (C, So.).....	9.5
Lester Lane (G, Fr.).....	6.3

► 1952-53 (8-13 OVERALL, 5-7 BIG SEVEN)

Iowa.....	W.....	63-62
at Texas.....	L.....	47-48
SMU.....	W.....	59-54
Texas.....	W.....	72-51
vs. Kansas State #.....	L.....	69-93
vs. Colorado #.....	L.....	61-76
vs. Iowa State #.....	L.....	76-79
Kansas.....	W.....	76-61
Missouri.....	W.....	64-61
Colorado.....	W.....	72-63
Oklahoma A&M.....	L.....	59-70
Iowa State.....	L.....	69-73
at Kansas.....	L.....	59-87
at Kansas State.....	L.....	64-84
Nebraska.....	L.....	53-59
at Iowa State.....	L.....	59-70
at Colorado.....	W.....	83-81
at Nebraska.....	W.....	78-70
at Missouri (OT).....	L.....	73-77
Kansas State.....	L.....	60-76
at Oklahoma A&M.....	L.....	57-65

Big Seven Holiday Tournament, Kansas City, Mo.

Leading Scorers:

Bob Waller (C, Jr.).....	13.5
Ron Blue (F, Jr.).....	11.3
Lester Lane (G, So.).....	10.4

YEAR-BY-YEAR RESULTS

► 1953-54 (8-13 OVERALL, 4-8 BIG SEVEN)

Illinois	L	61-86
at Ohio State	L	64-73
at Wisconsin	W	69-65
Oklahoma A&M	L	46-65
vs. Washington #	W	87-77
vs. Nebraska #	W	86-70
vs. Kansas #	L	73-82
at Kansas	L	72-76
at Nebraska	L	72-76
at Colorado	L	68-80
Iowa State	W	63-55
Kansas State	L	53-63
at Baylor	L	55-63
Kansas	L	80-93
Missouri	W	80-78
at Oklahoma A&M	W	63-60
Nebraska	W	76-68
at Missouri	L	51-66
at Iowa State	W	76-73
Colorado	L	66-71
at Kansas State	L	68-90

Big Seven Holiday Tournament, Kansas City, Mo.

Leading Scorers:

Lester Lane (G, Jr.)	18.9
Bob Waller (C, Sr.)	15.1
Ron Blue (F, Sr.)	13.2

► 1954-55 (3-18 OVERALL, 1-11 BIG SEVEN)

D4 Baylor	L	64-80
D11 Wisconsin	L	66-77
D14 at Baylor	L	79-86
D18 Ohio State (NR/14)	L	84-102
D27 vs. Colorado (OT) #	W	73-71
D29 vs. Missouri #	L	87-95
D30 vs. Iowa State #	L	64-71
J4 at Kansas State	L	82-90
J8 Colorado	L	55-61
J15 at Iowa State	L	76-105
J17 at Colorado	L	82-91
F1 Kansas State	L	60-71
F5 at Missouri (NR/17)	L	61-96
F10 at Oklahoma A&M	W	59-50
F12 at Nebraska	L	67-75
F16 Kansas	L	75-87
F21 Nebraska	W	78-76
F25 Missouri (NR/20)	L	78-91
M2 Oklahoma A&M	L	34-38
M5 Iowa State	L	71-84
M8 at Kansas	L	67-71

Big Seven Holiday Tournament, Kansas City, Mo.


Leading Scorers:

Lester Lane (G, Sr.)	19.6
LeRoy Bacher (C, So.)	18.6
Fred Muller (C, Sr.)	11.0

HEAD COACH DOYLE PARRACK OU RECORD: 71-97 (.423)

► 1955-56 (4-19 OVERALL, 1-11 BIG SEVEN)

D5 Baylor	W	65-55
D8 at Rice	L	47-62
D10 at Vanderbilt	L	69-78
D12 at Ohio State (NR/16)	L	68-89
D15 Arkansas	W	69-59
D20 Oklahoma A&M	L	66-67
D23 at Illinois (NR/17)	L	58-82
D27 vs. Colorado #	L	69-88
D28 vs. Kansas State #	L	64-86
D30 vs. Cornell (OT) #	W	71-68
J7 at Kansas	L	65-77
J10 Kansas State	L	60-61
J14 Iowa State (NR/15)	L	55-58
J28 at Iowa State	L	59-71
J30 at Kansas State	L	63-71
F4 Missouri	L	72-77



► A 1955 All-America guard who was OU's first career 1,000-point scorer, **Lester Lane** was named Sooners' head coach in April 1973. Lane died five months later at the age of 41 before ever coaching a game.

F9 at Oklahoma A&M	L	42-68
F13 Nebraska (OT)	L	61-68
F17 Kansas	W	69-68
F20 Colorado	L	53-61
F25 at Missouri	L	64-86
M3 at Nebraska (OT)	L	63-64
M5 at Colorado	L	66-67

Big Seven Tournament, Kansas City, Mo.

Leading Scorers:

LeRoy Bacher (C, Jr.)	18.6
Joe King (F, So.)	15.5
Ed Abbey (F, Jr.)	6.4

► 1956-57 (8-15 OVERALL, 3-9 BIG SEVEN)

D1 at Arkansas	L	55-59
D8 Illinois	L	58-69
D12 at Texas	L	62-68
D14 at Baylor	W	58-56
D22 Rice	W	64-57
D26 vs. Kansas State #	W	67-64
D28 vs. Kansas # (NR/1)	L	56-74
D29 vs. Michigan State (OT) #	L	74-76
J5 Kansas State	W	69-67
J7 Kansas (NR/1)	L	51-59
J16 at Oklahoma A&M (NR/19)	L	43-57
J19 at Iowa State (NR/9)	L	54-74
J28 Iowa State (NR/3)	L	56-67
F2 Texas	W	71-59
F5 at Missouri	L	56-74
F8 Oklahoma A&M	W	57-55
F11 at Kansas State	L	45-74
F16 at Colorado	L	69-75
F18 at Kansas (NR/2)	L	56-76
F25 Nebraska	W	55-53
M2 Missouri	W	70-68
M6 at Nebraska	L	55-64
M11 Colorado	L	61-62

Big Seven Holiday Tournament, Kansas City, Mo.

Leading Scorers:

Joe King (F, Jr.)	16.0
Don Schwall (F, So.)	16.0
Gene Hudson (G, Jr.)	8.8

► 1957-58 (13-10 OVERALL, 6-8 BIG EIGHT)

D2 Arkansas	W	64-52
D6 at Southern California	W	70-66
D7 at UCLA	L	53-65
D12 SMU	W	66-58
D17 vs. Tulsa #	W	46-38
D23 Ohio State	W	64-55
D26 vs. Kansas \$ (NR/2)	L	50-68
D28 vs. Colorado \$	W	53-52
D30 vs. Missouri \$	W	80-69
J7 Kansas (NR/2)	W	64-62
J11 at Colorado	W	51-41
J13 at Nebraska	L	54-57
J18 Kansas State (14/2)	L	60-64
F1 Missouri	W	59-56
F3 Colorado	W	68-53
F10 Nebraska	W	66-39
F12 Oklahoma State (20/6)	L	50-70
F15 at Missouri (20/NR)	L	53-74
F17 Iowa State (OT) (20/NR)	L	56-59
F20 at Oklahoma State (NR/8)	W	52-48
F25 at Kansas State (NR/1)	L	51-68
M1 at Kansas (OT) (NR/7)	L	59-60
M3 at Iowa State	L	55-66

Oklahoma City

\$ Big Eight Holiday Tournament, Kansas City, Mo.

Leading Scorers:

Joe King (F, Sr.)	15.7
Gene Hudson (G, Sr.)	9.8
Denny Price (G, So.)	9.2

► 1958-59 (15-10 OVERALL, 9-5 BIG EIGHT)

D3 Texas Tech	L	64-73
D6 at Arkansas	L	52-61
D8 Iowa	W	80-57
D11 at Minnesota	W	52-45
D17 at SMU (NR/20)	L	51-59
D19 Southern California	W	60-50
D22 New Mexico State	W	57-52
D26 vs. Iowa State #	W	68-65
D29 vs. Kansas State # (NR/4)	L	59-73
D30 vs. Nebraska #	L	43-50
J5 Missouri	W	64-39
J10 at Iowa State	W	56-43
J12 at Kansas State (NR/4)	L	45-90
J17 Kansas	W	45-38
J24 at Oklahoma State	L	38-57
J31 Air Force	W	40-39
F4 at Kansas	L	44-71
F9 Nebraska	W	54-48
F14 Iowa State	W	65-50
F16 Kansas State (NR/3)	L	55-75
F21 at Missouri	W	55-37
F24 Oklahoma State	W	54-52
F28 at Colorado	L	56-73
M5 at Nebraska	W	65-54
M9 Colorado	W	63-60

Big Eight Holiday Tournament, Kansas City, Mo.

Leading Scorers:

Denny Price (G, Jr.)	13.1
Del Heidebrecht (F, Jr.)	10.3
Ray Lewis (G, Jr.)	7.6

► 1959-60 (14-11 OVERALL, 9-5 BIG EIGHT)

D2 Texas Western	W	76-58
D5 Hardin-Simmons	W	59-46
D9 at Texas Tech	W	56-43
D12 at Minnesota	L	57-59
D15 SMU	W	65-57
D19 at Iowa	L	49-62
D21 at Illinois (OT)	L	57-60
D23 Minnesota	L	56-57
D28 vs. Missouri #	W	70-65
D29 vs. Kansas #	L	54-55
D30 vs. Colorado #	L	57-61
J8 at Colorado (2OT)	W	64-62
J11 Iowa State	W	65-47

YEAR-BY-YEAR RESULTS

J16 at Kansas State	L	68-76
J18 Missouri	W	64-52
J30 Oklahoma State	L	48-59
F6 at Missouri	L	72-84
F8 Nebraska	W	63-54
F15 Kansas	L	53-54
F20 at Iowa State	W	58-47
F22 at Nebraska	W	50-49
F24 at Oklahoma State	W	59-53
F27 Kansas State	W	58-35
M1 at Kansas	L	52-65
M3 Colorado (OT)	W	63-61

Big Eight Holiday Tournament, Kansas City, Mo.

Leading Scorers:

Brian Etheridge (C, So.)	10.4
Denny Price (G, Sr.)	10.3
Del Heidebrecht (F, Sr.)	10.0

► **1960-61 (10-15 OVERALL, 2-12 BIG EIGHT)**

D1 Texas Western	W	70-58
D3 Minnesota	W	60-56
D9 at BYU	W	60-56
D13 at SMU	L	61-67
D15 at Houston	W	55-51
D16 vs. Texas A&M #	W	69-56
D19 Colorado State	W	56-50
D22 Texas Tech	W	75-56
D26 vs. Colorado \$ (NR/15)	W	64-60
D28 vs. Kansas State \$ (NR/12)	L	52-73
D29 vs. Iowa State \$	L	55-67
J7 Kansas	L	55-58
J14 at Kansas State (NR/9)	L	57-69
J16 at Colorado	W	56-47
J21 at Missouri	L	62-70
F4 Kansas State (NR/10)	L	63-71
F6 Nebraska	W	69-58
F11 Missouri	L	78-94
F14 at Oklahoma State	L	42-48
F18 at Iowa State	L	56-57
F20 at Nebraska	L	61-83
F25 Iowa State	L	55-61
F28 at Kansas	L	56-81
M6 Colorado	L	45-52
M9 Oklahoma State	L	47-60

Houston, Texas

\$ Big Eight Holiday Tournament, Kansas City, Mo.

Leading Scorers:

Warren Fouts (F, So.)	11.1
Brian Etheridge (C, Jr.)	11.0
Eddie Evans (G, So.)	7.3

► **1961-62 (7-17 OVERALL, 5-9 BIG EIGHT)**

D2 Southern California (NR/4)	W	66-56
D5 SMU	L	52-61
D9 Illinois	L	60-72
D12 at St. John's (NR/9)	L	49-68
D16 BYU	L	74-81
D19 at Texas Tech	L	42-70
D23 Colorado State	L	47-52
D27 vs. Kansas #	W	61-60
D28 vs. Iowa State #	L	46-49
D30 vs. Missouri (OT) #	L	58-63
J6 Iowa State	W	63-49
J8 Missouri	W	56-52
J10 at Nebraska	L	56-57
J31 Oklahoma State	L	49-65
F5 Colorado	L	50-54
F7 at Iowa State	L	66-72
F12 at Colorado	L	56-64
F17 Kansas State (NR/4)	L	63-71
F19 at Kansas	W	67-66
F24 at Kansas State (NR/4)	L	57-89
F28 Kansas	W	63-62
M5 Nebraska	L	69-71
M8 at Missouri	W	63-55
M10 at Oklahoma State (2OT)	L	62-68

Big Eight Holiday Tournament, Kansas City, Mo.

Leading Scorers:

Warren Fouts (F, Jr.)	12.4
Eddie Evans (G, Sr.)	11.7
Stan Morrison (C, Jr.)	10.9

**HEAD COACH BOB STEVENS
OU RECORD: 46-79 (.368)**

► **1962-63 (12-13 OVERALL, 8-6 BIG EIGHT)**

D4 at SMU	W	96-83
D8 St. John's	W	84-65
D10 Southern Illinois	L	63-66
D14 at UCLA	L	64-101
D15 at Southern California	L	51-66
D18 Texas Tech	W	85-62
D21 at Purdue	W	80-79
D22 at Illinois (NR/8)	L	90-93
D27 vs. Oklahoma State #	L	48-49
D28 vs. Missouri #	L	82-104
D29 vs. Nebraska #	L	86-93
J5 Missouri	W	84-78
J7 Iowa State	W	91-85
J23 at Oklahoma State	L	62-81
J26 at Iowa State	L	69-77
J29 Kansas State	W	81-75
F2 Colorado (NR/8)	L	68-77
F5 Kansas	L	55-86
F9 at Kansas State	L	69-100
F11 at Colorado (NR/7)	L	60-71
F16 at Kansas	W	64-62
F18 Nebraska	W	84-77
F23 at Missouri	W	68-67
M2 at Nebraska	W	77-75
M5 Oklahoma State	W	70-65


Big Eight Holiday Tournament, Kansas City, Mo.

Leading Scorers:

Eddie Evans (G, Sr.)	16.4
Farrell Johnson (F, Sr.)	13.4
Harvey Chaffin (C, Sr.)	11.9

► **1963-64 (7-18 OVERALL, 3-11 BIG EIGHT)**

D3 South Dakota	W	100-79
D7 SMU	L	72-83
D9 Illinois	W	105-104
D14 Texas	L	78-81



► **Buddy Hudson** was OU's first African-American basketball player to compete in a game (Dec. 3, 1958).

D17 at Texas Tech	L	66-95
D20 at Arizona State #	L	95-127
D21 vs. Michigan State	L	100-118
D27 vs. Missouri \$	L	88-95
D28 vs. Nebraska \$	W	75-66
D30 vs. Iowa State \$	W	82-79
J4 Kansas (OT)	W	65-63
J6 at Missouri	L	74-84
J11 Oklahoma State	L	56-67
J25 at Iowa State	L	77-87
J27 Kansas State	L	91-97
F1 Colorado	L	77-90
F3 Iowa State	L	73-78
F8 at Nebraska (2OT)	L	69-76
F10 at Colorado	L	65-86
F15 at Kansas	L	72-84
F17 Bradley	L	78-80
F21 Missouri	W	86-84
F29 at Kansas State	L	70-99
M2 Nebraska	W	82-76
M9 at Oklahoma State	L	47-80

Sun Devil Classic, Tempe, Ariz.

\$ Big Eight Holiday Tournament, Kansas City, Mo.

Leading Scorers:

Farrell Johnson (F, Sr.)	13.8
James Gatewood (F, Jr.)	13.6
Willie Wilson (C, Jr.)	10.5

► **1964-65 (8-17 OVERALL, 3-11 BIG EIGHT)**

D4 Seattle (NR/15)	L	81-98
D7 at Indiana	L	69-87
D12 at Texas	W	86-73
D14 Hardin-Simmons	W	78-67
D16 Texas Tech	W	85-79
D21 at Bradley	L	75-83
D26 vs. Kansas State #	L	65-75
D28 vs. Iowa State #	W	76-72
D30 vs. Oklahoma State #	L	46-65
J4 at Kansas State	L	69-71
J9 Iowa State	L	72-73
J11 Nebraska	W	89-82
J23 Northern Michigan	L	74-75
J25 at Iowa State	L	81-87
J30 Colorado	L	70-71
F1 Missouri	W	87-74
F6 at Kansas	L	68-77
F8 at Colorado	L	55-57
F13 Kansas	L	57-74
F15 Kansas State	W	80-65
F20 at Missouri	L	82-89
F23 at Oklahoma State	L	54-64
F27 at Nebraska	L	63-67
M4 at Loyola-New Orleans	W	94-80
M8 Oklahoma State	L	66-89

Big Eight Holiday Tournament, Kansas City, Mo.

Leading Scorers:

James Gatewood (F, Sr.)	14.5
Bill Whitlock (F, Jr.)	13.0
Dave Barrett (C, Sr.)	9.2

► **1965-66 (11-14 OVERALL, 7-7 BIG EIGHT)**

D1 at Oklahoma City	L	71-74
D4 Indiana	W	83-82
D7 at SMU	L	78-97
D11 Bradley (NR/9)	L	80-81
D14 at Texas Tech	L	92-100
D20 California	W	94-72
D23 Butler	L	63-65
D27 vs. Oklahoma State #	W	58-36
D29 vs. Nebraska #	L	79-92
D30 vs. Iowa State #	L	82-87
J3 Oklahoma State	W	64-53
J8 Colorado	W	64-58
J10 at Kansas	L	68-89
J22 at Nebraska	L	78-86
J29 Missouri	W	88-70
J31 Iowa State	L	82-92
F5 at Kansas State	L	73-84

YEAR-BY-YEAR RESULTS

THE HISTORY

F7 Nebraska L 81-85
F12 at Missouri W 103-89
F15 Loyola-New Orleans W 69-44
F19 at Iowa State W 80-78
F21 Kansas (NR/7) L 69-86
F26 Kansas State W 80-77
F28 at Colorado L 77-92
M5 at Oklahoma State W 69-53

Big Eight Holiday Tournament, Kansas City, Mo.

Leading Scorers:

Don Sidle (C, So.) 17.6
Willie Rogers (F, So.) 16.0
Jim Johnson (F, Jr.) 10.1

► **1966-67 (8-17 OVERALL, 5-9 BIG EIGHT)**

D1 TCU W 90-76
D3 at Seattle L 79-88
D5 at California L 81-108
D13 Texas Tech W 94-79
D17 North Texas State L 78-86
D20 at Bradley L 88-114
D28 vs Missouri # W 76-67
D29 vs. Kansas # L 73-86
D30 vs. Kansas State # L 76-102
J7 at Kansas (NR/9) L 73-97
J9 Nebraska W 99-87
J21 Hardin-Simmons L 83-94
J26 at Nebraska L 78-97
J28 at Iowa State L 87-93
J30 Kansas State L 82-102
F4 Colorado W 71-66
F7 at Missouri W 75-65
F11 Oklahoma State W 67-60
F13 Drake L 73-76
F18 Kansas (NR/6) L 74-82
F20 at Colorado L 73-83
F27 at Kansas State L 71-84
M4 Iowa State L 63-69
M6 Missouri W 90-75
M11 at Oklahoma State L 63-65

Big Eight Holiday Tournament, Kansas City, Mo.

Leading Scorers:

Don Sidle (C, Jr.) 23.7
Willie Rogers (F, Jr.) 16.5
Jim Johnson (F, So.) 15.3


HEAD COACH JOHN MacLEOD
OU RECORD: 90-69 (.567)

► **1967-68 (13-13 OVERALL, 8-6 BIG EIGHT)**

D1 Centenary W 91-73
D4 at TCU W 66-57
D9 Butler W 79-75
D12 at Texas Tech L 67-74
D15 at Southern Cal L 63-76
D16 at Loyola (L.A.) L 76-94
D19 Wyoming L 71-82
D23 at Drake L 85-97
D27 vs. Nebraska # L 65-75
D29 vs. Kansas # L 57-73
D30 vs. Iowa State # W 76-61
J6 at Missouri W 71-70
J9 Oklahoma State W 61-58
J25 at Iowa State L 70-80
J27 at Nebraska L 90-110
J29 Kansas State W 73-62
F3 at Kansas L 70-72
F5 Nebraska L 83-89
F10 Iowa State W 87-67
F13 Southwestern Louisiana W 63-62
F17 at Kansas State L 48-72
F19 Colorado W 71-68
F24 at Oklahoma State W 56-53
M2 Missouri W 76-72
M4 Kansas (OT) L 80-85
M7 at Colorado W 84-78

Big Eight Holiday Tournament, Kansas City, Mo.

Leading Scorers:



► **Garfield Heard** averaged 21.8 points and 12.1 rebounds in 1969-70 to lead OU to the NIT and end the program's 22-year postseason drought.

Don Sidle (C, Sr.) 19.8
Willie Rogers (F, Sr.) 13.7
Garfield Heard (F, So.) 11.9

► **1968-69 (7-19 OVERALL, 3-11 BIG EIGHT)**

D2 at Centenary W 45-38
D6 Nevada Southern L 84-93
D9 Texas Tech W 83-74
D13 at Tennessee # L 49-55
D14 vs. Texas # L 46-65
D19 Southern California L 46-48
D21 at Wyoming L 43-86
D23 SW Missouri W 65-57
D26 vs. Colorado \$ L 56-63
D28 vs. Nebraska \$ L 48-70
D30 vs. Iowa State \$ L 62-67
J4 Colorado L 56-80
J6 Missouri W 62-58
J11 at Kansas State L 62-87
J25 UT Arlington W 89-57
F1 at Iowa State L 61-87
F3 at Nebraska L 83-90
F8 Kansas (OT) (NR/13) L 59-66
F10 at Colorado (NR/20) L 69-92
F15 at Oklahoma State (OT) L 52-55
F17 Kansas State L 59-69
F22 at Missouri L 49-69
F24 at Kansas (NR/16) L 58-83
M1 Oklahoma State (OT) W 61-59
M6 Iowa State W 84-78
M8 Nebraska L 64-70

Volunteer Classic, Knoxville, Tenn.

\$ Big Eight Holiday Tournament, Kansas City, Mo.

Leading Scorers:

Garfield Heard (F, Jr.) 13.2
Clifford Ray (C, So.) 10.5
Landy Watson (F, Sr.) 8.3

► **1969-70 (19-9 OVERALL, 7-7 BIG EIGHT)**

NIT SECOND ROUND

D1 Abilene Christian W 83-59
D6 at Nevada Southern W 101-94
D8 at Texas Tech L 64-66
D12 at South Alabama W 102-68
D15 Miami (Ohio) W 71-57
D19 at Marshall # W 80-79
D20 vs. Xavier # W 101-89
D22 Arkansas W 85-69
D26 vs. Kansas (OT) \$ (NR/16) W 68-64
D27 vs. Kansas State \$ W 72-67
D30 vs. Colorado \$ (NR/20) W 73-72
J10 at Kansas State (16/NR) L 56-77

J12 Missouri (16/NR) W 52-48
J26 Washington (Mo.) W 98-60
J28 at Colorado L 78-104
J31 Nebraska L 60-70
F2 at Kansas L 41-78
F7 Oklahoma State W 62-57
F9 at Missouri L 47-55
F14 Iowa State W 74-68
F16 Colorado W 84-77
F21 at Iowa State W 75-73
F23 at Nebraska L 66-79
F28 Kansas State (NR/17) W 80-73
M2 Kansas W 82-77
M7 at Oklahoma State L 61-77
M15 vs. Louisville % W 74-73
M17 vs. Louisiana State % L 94-97

Marshall Invitational, Huntington, W. Va.

\$ Big Eight Holiday Tournament, Kansas City, Mo.

% National Invitation Tournament, New York City

Leading Scorers:

Garfield Heard (F, Sr.) 21.8
Scott Martin (G, So.) 12.4
Bobby Jack (F, So.) 11.5

► **1970-71 (19-8 OVERALL, 9-5 BIG EIGHT)**

NIT FIRST ROUND

D1 East Texas State W 87-59
D3 at Miami (Ohio) W 66-56
D5 at Illinois W 74-72
D7 Texas Tech W 80-77
D11 at Arkansas State L 73-88
D12 Grambling W 88-84
D14 at Alabama W 79-70
D28 vs. Iowa State # L 71-74
D29 vs. Missouri # W 70-63
D30 vs. Kansas State # W 83-52
J5 Arkansas W 115-100
J9 at Missouri L 78-84
J11 Kansas State W 75-68
J16 Colorado W 88-73
J23 at Washington (Mo.) W 85-56
J25 at Kansas State L 70-78
J30 Missouri W 92-63
F1 Nebraska W 79-67
F6 Oklahoma State W 69-53
F13 at Colorado L 69-99
F15 Kansas (NR/5) L 68-71
F20 at Iowa State W 86-75
F22 at Nebraska W 65-56
M3 Iowa State W 95-88
M6 at Kansas (OT) (NR/4) L 52-54
M8 at Oklahoma State W 80-74
M22 Hawaii (20T) \$ L 87-88

Big Eight Holiday Tournament, Kansas City, Mo.

\$ National Invitation Tournament

Leading Scorers:

Bobby Jack (F, Jr.) 17.3
Scott Martin (G, Jr.) 14.7
Clifford Ray (C, Sr.) 13.1

► **1971-72 (14-12 OVERALL, 9-5 BIG EIGHT)**

D1 Samford (20/NR) L 72-74
D4 Illinois (20/NR) L 65-70
D6 at Texas Tech (20/NR) L 70-90
D9 Stetson W 94-78
D11 N.C.-Charlotte W 83-80
D13 Alabama W 79-73
D27 vs. Kansas State # L 60-62
D29 vs. Kansas # W 97-69
D30 vs. Nebraska # L 68-84
J4 at SMU (OT) L 92-96
J8 at Iowa State W 77-72
J10 at Nebraska L 70-77
J15 Missouri (NR/18) W 78-77
J22 South Alabama (OT) L 72-75
J24 Oklahoma State W 82-68
J29 at Kansas State L 58-70
J31 Arkansas State W 62-53

YEAR-BY-YEAR RESULTS

F5 Colorado W 78-65
F7 Nebraska W 72-70
F12 at Kansas L 74-77
F19 at Oklahoma State W 80-73
F26 Kansas State L 71-80
F28 at Colorado W 74-66
M3 Iowa State W 82-77
M6 Kansas (20T) W 84-82
M11 at Missouri (NR/18) L 62-76
# Big Eight Holiday Tournament, Kansas City, Mo.			
Leading Scorers:			
Bobby Jack (F, Sr.) 16.5
Andrew Pettes (F, Sr.) 13.5
Scott Martin (G, Sr.) 13.4


► **1972-73 (18-8 OVERALL, 8-6 BIG EIGHT)**

N27 Indiana State W 92-84
D1 vs. Tulsa # W 86-78
D2 Washburn W 79-55
D6 at Samford W 55-51
D7 at Stetson W 84-76
D9 at UNC Charlotte W 61-58
D28 vs. Okla. State (OT) § (19/NR) W 69-62
D29 vs. Missouri § (19/7) L 68-69
D30 vs. Iowa State § (19/NR) L 84-87
J4 Texas W 81-78
J6 SMU W 84-68
J13 at Iowa State L 91-94
J15 at Nebraska L 67-74
J20 Kansas State (NR/14) W 81-69
J22 Iowa State W 86-84
J27 at Colorado L 69-90
J29 Louisiana Tech W 65-63
F3 at Kansas L 69-76
F5 Missouri (NR/7) W 90-77
F10 at Oklahoma State W 83-78
F12 at Missouri (NR/8) L 62-64
F17 Nebraska W 67-59
F24 at Kansas State (NR/13) L 78-82
F26 Colorado W 78-68
M3 Kansas W 60-58
M10 Oklahoma State W 86-78
# Oklahoma City, Okla.			
§ Big Eight Holiday Tournament, Kansas City, Mo.			
Leading Scorers:			
Alvan Adams (C, Fr.) 22.1
Tom Holland (F, Jr.) 10.7
Ted Evans (F, Jr.) 9.9

HEAD COACH JOE RAMSEY
OU RECORD: 31-21 (.596)

► **1973-74 (18-8 OVERALL, 9-5 BIG EIGHT)**

N30 vs. Oklahoma City # W 87-68
D3 Jacksonville (NR/17) L 64-66
D7 vs. San Diego State § W 92-57
D8 vs. Creighton § W 73-70
D15 at Indiana State W 65-55
D22 Central State W 74-57
D26 vs. Missouri % L 70-73
D28 vs. Kansas % L 72-82
D29 vs. Okla. State % W 91-73
J3 UC Santa Barbara W 101-79
J5 San Diego State W 91-66
J7 at Texas W 80-76
J12 Kansas State W 65-63
J14 Colorado W 91-66
J19 at Nebraska L 58-63
J21 at Iowa State (OT) W 71-69
J25 Kansas L 79-82
J28 Nebraska W 85-63
F2 at Missouri W 98-92
F9 at Colorado W 81-70
F16 Oklahoma State W 91-78
F18 at Kansas (NR/16) L 80-98
F23 at Kansas State (NR/18) L 67-90
M4 Missouri W 97-80



► Oklahoma City product **Alvan Adams** holds OU records for rebound average in a career (12.8) and boards in a game (28 in his first collegiate outing).

M6 Iowa State W 88-70
M9 at Oklahoma State L 67-70
# Oklahoma City, Okla. (neutral site)			
§ Creighton Cage Classic, Omaha, Neb.			
% Big Eight Holiday Tournament, Kansas City, Mo.			
Leading Scorers:			
Alvan Adams (C, So.) 21.2
Tom Holland (F, Jr.) 11.4
Bob Pritchard (F, Jr.) 9.2

► **1974-75 (13-13 OVERALL, 6-8 BIG EIGHT)**

N29 vs. Tulsa # L 64-71
D2 NE Missouri State W 89-71
D7 South Carolina (NR/5) W 90-84
D11 at Jacksonville (19/NR) W 87-69
D14 Furman (19/NR) W 71-56
D21 Wichita State (17/NR) W 75-55
D26 vs. Nebraska § (18/NR) L 64-75
D28 vs. Oklahoma State § (18/NR) W 79-70
D30 vs. Missouri (20T) § (18/NR) L 81-83
J2 at San Diego State (OT) W 79-74
J4 at UCLA (NR/3) L 66-111
J6 UC Santa Barbara L 71-89
J18 Colorado W 113-62
J22 Nebraska L 61-68
J25 at Kansas State L 72-87
J29 Missouri L 66-77
F1 at Oklahoma State L 65-74
F5 at Iowa State W 91-89
F8 Kansas L 54-69
F12 at Nebraska (OT) W 65-57
F15 Kansas State W 78-71
F19 at Colorado L 87-90
F22 Oklahoma State W 75-67
M1 at Missouri L 87-88
M5 Iowa State W 84-79
M8 at Kansas L 63-74
# Oklahoma City			
§ Big Eight Tournament, Kansas City, Mo.			
Leading Scorers:			
Alvan Adams (C, Jr.) 26.6
Bob Pritchard (F, Sr.) 12.0
Mike McCurdy (G, Sr.) 11.2

HEAD COACH DAVE BLISS
OU RECORD: 77-62 (.554)

► **1975-76 (9-17 OVERALL, 6-8 BIG EIGHT)**

N29 vs. Oklahoma City # W 67-65
D1 Texas L 55-60
D3 Tulsa L 66-71
D6 at South Carolina L 59-80
D8 at Furman W 69-67
D13 at Arkansas L 56-64
D20 at Wichita State L 60-65
D26 vs. Colorado § L 59-61
D29 vs. Nebraska § L 53-75
D30 vs. Iowa State § W 71-51
J3 Oral Roberts L 58-64
J10 at St. Louis L 43-46
J17 at Colorado (20T) L 69-71
J21 at Nebraska L 67-68
J24 Kansas State L 51-65
J28 at Missouri (NR/13) L 58-72
J31 Oklahoma State W 57-42
F4 Iowa State W 75-63
F7 at Kansas W 64-63
F11 Nebraska W 65-60
F14 at Kansas State L 70-75
F18 Colorado W 81-69
F21 at Oklahoma State L 65-77
F28 Missouri (NR/12) W 68-57
M3 at Iowa State L 57-62
M6 Kansas L 50-55
# Oklahoma City (neutral site)			
§ Big Eight Holiday Tournament, Kansas City, Mo.			
Leading Scorers:			
Rick McNeil (F, Jr.) 12.2
Cary Carrabine (G, Fr.) 10.2
John McCullough (F, Fr.) 9.4

► **1976-77 (18-10 OVERALL, 9-5 BIG EIGHT)**

N27 vs. Tulsa # W 85-78
D1 at Texas W 60-56
D4 Oklahoma City W 84-71
D8 St. Louis W 62-54
D11 Drake W 82-67
D18 UT Arlington W 71-64
D21 vs. Bradley § W 90-70
D22 at UNLV § L 89-100
D27 vs. Kansas % (OT) L 70-74
D29 vs. Okla. State % W 71-54
D30 vs. Nebraska % L 56-66
J5 at Oral Roberts L 50-68
J8 at Oklahoma State L 61-62
J12 at Missouri L 60-69
J15 Kansas W 71-67
J19 at Nebraska W 65-58
J22 Colorado W 62-55
J26 at Iowa State W 62-52
J29 Kansas State W 64-63
F2 Missouri W 66-63
F5 at Kansas L 81-91
F9 Oklahoma State W 63-51
F12 at Colorado L 65-79
F16 Nebraska W 72-62
F19 Iowa State W 94-68
F23 at Kansas State L 55-68
F26 Colorado ^ W 68-56
M3 vs. Missouri & L 75-90
# Oklahoma City			
§ UNLV Tournament, Las Vegas, Nev.			
% Big Eight Holiday Tournament, Kansas City, Mo.			
^ Big Eight Tournament, Norman			
& Big Eight Tournament, Kansas City, Mo.			
Leading Scorers:			
John McCullough (F, So.) 15.2
Cary Carrabine (G, So.) 10.8
Aaron Curry (G, Fr.) 9.3

YEAR-BY-YEAR RESULTS

M8 vs. Kansas \$ (19/NR) L 77-87
M18 vs. UAB % W 71-63
M20 vs. Indiana % (NR/5) L 49-63
# Rainbow Classic, Honolulu, Hawaii			
\$ Big Eight Tournament, Kansas City, Mo.			
% NCAA Midwest Regional, Evansville, Ind.			
Leading Scorers:			
Wayman Tisdale (C, Fr.)		24.5
David Little (F, Sr.)		18.7
Chucky Barnett (G, Sr.)		11.6

► **1983-84 (29-5 OVERALL, 13-1 BIG EIGHT)**

BIG EIGHT CHAMPION
NCAA FIRST ROUND

N25 vs. Southern California # (20/NR) W 92-91
N26 vs. Arkansas # (20/14) L 78-84
N27 vs. Santa Clara # (20/NR) W 91-77
D3 Central Missouri W 90-50
D6 Arkansas State W 83-61
D8 Georgia State W 94-66
D10 Arizona State W 89-76
D17 Southwestern (Kan.) W 98-53
D23 at Oklahoma City W 70-54
D28 vs. UT San Antonio \$ W 112-72
D29 vs. Ark.-Little Rock \$ W 87-62
J4 McNeese State W 118-79
J7 at Syracuse W 98-91
J11 at Iowa State (17/NR) L 68-74
J14 Nicholls State (17/NR) W 107-51
J18 at Colorado (20T) (20/NR) W 100-89
J21 at Kansas State (20/NR) W 83-80
J24 Oklahoma State (11/NR) W 115-100
J28 at Memphis State (11/NR) L 65-69
J31 Kansas (12/NR) W 103-84
F4 Missouri (12/NR) W 76-65
F8 at Nebraska (10/NR) W 80-74
F11 Kansas State (10/NR) W 78-77
F15 at Oklahoma State (9/NR) W 57-55
F18 Colorado (9/NR) W 93-80
F22 at Kansas (OT) (8/NR) W 92-82
F25 Iowa State (8/NR) W 93-69
F28 at Missouri (6/NR) W 61-60
M1 Nebraska (6/NR) W 79-70
M3 UNLV (6/7) W 78-70
M6 Missouri % (6/NR) W 72-66
M9 vs. Colorado ^ (6/NR) W 90-78
M10 vs. Kansas ^ (6/NR) L 78-79
M17 vs. Dayton & (7/NR) L 85-89
# Great Alaska Shootout, Anchorage, Alaska			
\$ All-College Tournament, Oklahoma City			
% Big Eight Tournament, Norman			
^ Big Eight Tournament, Kansas City, Mo.			
& NCAA West Regional, Salt Lake City, Utah			
Leading Scorers:			
Wayman Tisdale (C, So.)		27.0
Tim McCalister (G, Fr.)		16.1
Calvin Pierce (F, Sr.)		9.6

► **1984-85 (31-6 OVERALL, 13-1 BIG EIGHT)**

BIG EIGHT CHAMPION
BIG EIGHT TOURNAMENT CHAMPION
NCAA ELITE EIGHT


N18 vs. Illinois # (5/2) L 64-81
N23 Morehead State (5/NR) W 94-48
N26 Arkansas-Little Rock (5/NR) W 90-63
D1 at Illinois (10/7) L 70-73
D5 St. Mary's (Texas) (17/NR) W 88-55
D8 Loyola of Chicago (17/NR) W 115-82
D10 Southwestern (Texas) (17/NR) W 126-76
D15 Puget Sound (15/NR) W 101-71
D22 vs. SMU \$ (11/7) L 76-85
D25 vs. Louisville \$ (17/20) W 90-72
D29 vs. Manhattan % (17/NR) W 121-74
D30 vs. Louisiana Tech % (17/19) W 84-72
J5 Northeast Louisiana (13/NR) W 101-95
J9 at Tulsa (8/NR) L 89-104
J12 Northwestern (La.) State (8/NR) W 98-62
J16 Missouri (13/NR) W 92-65

J19 Kansas (13/9) W 87-76
J23 at Iowa State (9/NR) W 81-74
J26 Kansas State (9/NR) W 94-75
J29 at Colorado (7/NR) W 90-71
F2 at Oklahoma State (7/NR) W 83-81
F6 Nebraska (7/NR) W 83-74
F9 at Kansas State (7/NR) W 81-75
F13 Iowa State (4/NR) W 104-76
F16 at Missouri (4/NR) W 88-84
F20 Colorado (5/NR) W 110-80
F24 at Kansas (5/15) L 76-82
F27 Oklahoma State (6/NR) W 89-84
M2 at Nebraska (6/NR) W 65-62
M3 Georgia Tech (6/10) W 87-80
M5 Oklahoma State ^ (4/NR) W 116-91
M8 vs. Missouri & (4/NR) W 104-84
M9 vs. Iowa State & (4/NR) W 73-71
M14 vs. N. Carolina A&T * (4/NR) W 96-83
M16 vs. Illinois State * (4/NR) W 84-93
M21 vs. La. Tech (OT) ! (4/8) W 86-84
M24 vs. Memphis State @ (4/NR) L 61-63
# Hall of Fame Classic, Springfield, Mass.			
\$ Chaminate Classic, Honolulu, Hawaii			
% All-College Tournament, Oklahoma City			
^ Big Eight Tournament, Norman			
& Big Eight Tournament, Kansas City, Mo.			
* NCAA Midwest Regional, Tulsa			
! NCAA Midwest Regional Semifinal, Dallas, Texas			
@ NCAA Midwest Regional Final, Dallas, Texas			
Leading Scorers:			
Wayman Tisdale (C, Jr.)		25.2
Darryl Kennedy (F, So.)		15.7
Anthony Bowie (G, Sr.)		13.4

► **1985-86 (26-9 OVERALL, 8-6 BIG EIGHT)**

NCAA SECOND ROUND

N22 UC Santa Barbara (13/NR) W 107-92
N26 at Hawaii-Loa (13/NR) W 113-59
N29 vs. Marshall # (13/NR) W 81-70
N30 vs. Illinois # (13/7) W 59-57
D1 at Hawaii-Hilo (13/NR) W 91-68
D8 Penn State (8/NR) W 85-63
D9 West Texas State (8/NR) W 79-58
D14 Texas (OT) (8/NR) W 93-92
D21 New Orleans (8/NR) W 103-85



► **Tim McCalister** averaged 19.8 points a game as a senior in 1986-87 for OU's Sweet 16 team.

D27 vs. Cincinnati \$ (8/NR) W 78-65
D28 vs. SMU \$ (8/NR) W 92-69
J3 Austin Peay % (7/NR) W 100-68
J4 Southeastern La. % (7/NR) W 103-66
J8 Denver (7/NR) W 109-64
J11 Chicago State (7/NR) W 88-73
J15 at Colorado (7/NR) W 94-82
J18 Iowa State (7/NR) W 95-82
J21 at Kansas (5/7) L 92-98
J25 at Kansas State (5/NR) W 83-80
J29 Nebraska (6/NR) W 87-60
F1 Missouri (6/NR) W 88-84
F5 Oklahoma State (5/NR) W 106-84
F8 at Iowa State (5/NR) L 70-73
F11 Kansas State (8/NR) W 85-77
F13 at Missouri (8/NR) L 88-101
F15 Colorado (8/NR) W 117-73
F19 at Nebraska (10/NR) L 64-66
F22 at Duke (10/2) L 84-93
F24 Kansas (10/3) L 80-87
M1 North Carolina State (14/18) W 72-69
M3 at Oklahoma State (14/NR) L 84-87
M7 vs. Missouri ^ (15/NR) W 78-75
M8 vs. Kansas ^ (15/2) L 70-72
M13 vs. Northeastern & (15/NR) W 80-74
M15 vs. DePaul & (15/NR) L 69-74
# Hawaii-Loa Tournament, Kaneohe, Hawaii			
\$ All-College Tournament, Oklahoma City			
% Sooner Invitational, Norman			
^ Big Eight Tournament, Kansas City, Mo.			
& NCAA East Regional, Greensboro, N.C.			
Leading Scorers:			
Darryl Kennedy (F, Jr.)		21.0
Tim McCalister (G, Jr.)		18.2
David Johnson (C, Jr.)		14.3

► **1986-87 (24-10 OVERALL, 9-5 BIG EIGHT)**

NCAA SWEET 16

N21 BYU # (7/NR) W 119-110
N24 at UNLV # (7/5) L 81-90
D2 Texas A&M (11/NR) W 93-79
D6 UT Arlington (11/NR) W 101-76
D10 at Texas (9/NR) W 84-65
D13 Florida State (9/NR) W 109-92
D20 Colorado State (7/NR) W 108-62
D26 vs. Creighton \$ (6/NR) W 106-89
D27 vs. TCU \$ (6/NR) L 82-95
J2 Arkansas State % (13/NR) W 77-57
J3 McNeese State % (13/NR) W 68-63
J10 at Missouri (11/NR) L 83-87
J12 vs. LSU ^ (11/NR) W 94-85
J15 Kansas (16/20) W 76-74
J17 UNLV (16/1) W 89-88
J21 Oklahoma State (11/NR) W 94-67
J24 at Kansas State (11/NR) W 81-78
J27 at Colorado (10/NR) W 87-62
J29 Iowa State (10/NR) W 82-76
J31 at N. Carolina State (10/NR) W 86-82
F4 at Nebraska (8/NR) W 80-66
F7 Missouri (8/NR) W 81-78
F11 at Oklahoma State (8/NR) L 74-75
F14 at Kansas (8/17) L 84-86
F18 Colorado (13/NR) W 108-84
F21 Nebraska (13/NR) W 133-97
F24 at Iowa State (12/NR) L 84-86
F27 Kansas State (12/NR) L 89-90
M1 at Kentucky (12/NR) L 74-75
M5 vs. Iowa State & (17/NR) W 83-73
M7 vs. Kansas & (17/NR) L 77-82
M13 vs. Tulsa * W 74-69
M15 vs. Pittsburgh * (NR/12) W 96-93
M20 vs. Iowa (OT) ~ (NR/6) L 91-93
# Preseason NIT			
\$ All-College Tournament, Oklahoma City			
% Sooner Invitational, Norman			
^ Oklahoma City			
& Big Eight Tournament, Kansas City, Mo.			
* NCAA West Regional, Tucson, Ariz.			
~ NCAA West Regional Semifinal, Seattle, Wash.			

YEAR-BY-YEAR RESULTS

Leading Scorers:

Tim McCalister (G, Sr.)	19.8
Harvey Grant (F, Jr.)	16.9
Darryl Kennedy (F, Sr.)	15.9

► 1987-88 (35-4 OVERALL, 12-2 BIG EIGHT)

BIG EIGHT CHAMPION
BIG EIGHT TOURNAMENT CHAMPION
NCAA CHAMPIONSHIP GAME

N28..... Texas A&M (19/NR)	W	104-80
D1..... at Penn State (18/NR)	W	93-59
D5..... Loyola-Chicago (18/NR)	W	123-73
D7..... Sam Houston State (18/NR)	W	111-69
D10..... at Florida State (16/NR)	W	89-87
D12..... Centenary (16/NR)	W	152-84
D19..... Georgia State (14/NR)	W	124-81
D23..... vs. Virginia # (12/NR)	W	109-61
D24..... vs. Dayton # (12/NR)	W	151-99
D25..... vs. Georgia # (12/NR)	W	93-90
D29..... vs. Oral Roberts \$ (10/NR)	W	144-93
D30..... vs. Illinois State \$ (10/NR)	W	107-56
J4..... Austin Peay (10/NR)	W	109-69
J9..... Oklahoma State (8/NR)	W	108-80
J11..... vs. Louisiana State (8/NR)	L	77-84
J16..... at Kansas State (3/NR)	L	62-69
J20..... at Colorado (11/NR)	W	96-76
J23..... Pittsburgh (11/6)	W	86-83
J27..... Iowa State (10/12)	W	109-86
J30..... at Iowa State (10/12)	W	96-91
F3..... at Kansas (7/NR)	W	73-65
F6..... Missouri (7/NR)	W	120-101
F10..... at Nebraska (4/NR)	W	92-77
F13..... Kansas State (4/14)	W	112-95
F17..... at Oklahoma State (4/NR)	W	79-75
F20..... New Mexico (4/NR)	W	120-100
F24..... Kansas (4/NR)	W	95-87
F27..... Colorado (4/NR)	W	134-84
M3..... at Missouri (OT) (4/NR)	L	90-93
M5..... Nebraska (4/NR)	W	113-93
M11..... vs. Colorado % (4/NR)	W	99-66
M12..... vs. Missouri % (4/NR)	W	102-99
M13..... vs. Kansas State % (4/NR)	W	88-83
M17..... vs. UT-Chattanooga ^ (4/NR)	W	94-66
M19..... vs. Auburn ^ (4/NR)	W	107-87
M24..... vs. Louisville & (4/NR)	W	108-98
M26..... vs. Villanova * (4/NR)	W	78-59
A2..... vs. Arizona ! (4/2)	W	86-78
A4..... vs. Kansas @ (4/NR)	L	79-83

Chaminade Classic, Honolulu, Hawaii

\$ All-College Tournament, Oklahoma City

% Big Eight Tournament, Kansas City, Mo.

^ NCAA Southeast Regional, Atlanta, Ga.

& NCAA Southeast Regional Semifinal, Birmingham, Ala.

* NCAA Southeast Regional Final, Birmingham, Ala.

! NCAA Final Four, Kansas City, Mo.

@ NCAA Championship Game, Kansas City, Mo.

Leading Scorers:

Stacey King (C, Jr.)	22.3
Harvey Grant (F, Sr.)	20.9
Mookie Blaylock (G, Jr.)	16.4

► 1988-89 (30-6 OVERALL, 12-2 BIG EIGHT)

BIG EIGHT CHAMPION
NCAA SWEET 16

N25..... vs. Ohio State # (4/16)	W	97-93
N26..... vs. UNLV # (4/8)	W	83-81
N27..... vs. Michigan # (4/3)	L	80-91
D6..... SMU (6/NR)	W	104-87
D8..... at New Mexico (6/NR)	W	100-96
D10..... Oral Roberts (6/NR)	W	152-122
D17..... Loyola Marymount (7/NR)	W	136-103
D20..... Southern Utah State (7/NR)	W	132-64
D22..... Arkansas-Little Rock (7/NR)	W	115-96
D29..... vs. Texas A&M \$ (6/NR)	W	128-80
D30..... vs. Texas \$ (6/NR)	W	124-95
J3..... Sam Houston State (4/NR)	W	111-66
J7..... UNC-Charlotte (4/NR)	W	94-86
J9..... at Nebraska (4/NR)	W	89-81

J15..... at Pittsburgh (3/NR)	L	91-99
J18..... Kansas (5/16)	W	123-95
J21..... at Iowa State (OT) (5/NR)	W	109-100
J25..... Colorado (4/NR)	W	122-86
J28..... at UNLV (4/13)	W	90-88
F1..... at Kansas State (1/NR)	W	90-82
F4..... at Oklahoma State (1/NR)	L	73-77
F6..... Iowa State (1/NR)	W	126-97
F9..... Missouri (5/3)	W	112-105
F12..... Arizona (5/1)	W	82-80
F15..... at Kansas (OT) (1/NR)	W	94-89
F18..... at Colorado (1/NR)	W	106-88
F22..... Kansas State (1/NR)	W	86-82
F25..... at Missouri (1/7)	L	84-97
M1..... Oklahoma State (4/NR)	W	111-108
M4..... Nebraska (4/NR)	W	103-76
M10..... vs. Colorado (2OT) % (2/NR)	W	95-87
M11..... vs. Iowa State % (2/NR)	W	76-74
M12..... vs. Missouri % (2/10)	L	86-98
M16..... vs. E. Tenn. State ^ (4/NR)	W	72-71
M18..... vs. Louisiana Tech ^ (4/NR)	W	124-81
M23..... vs. Virginia & (4/NR)	L	80-86

Maui Classic, Lahaina, Hawaii

\$ All-College Tournament, Oklahoma City


% Big Eight Tournament, Kansas City, Mo.

^ NCAA Southeast Regional, Nashville, Tenn.

& NCAA Southeast Regional Semifinal, Lexington, Ky.

Leading Scorers:

Stacey King (C, Sr.)	26.0
Mookie Blaylock (G, Sr.)	20.0
Tyrone Jones (F, Sr.)	13.1



► Mookie Blaylock holds the Oklahoma career steals record (281) despite playing just two seasons. He also holds records for steals in a season (150) and in a game (13, twice).

► 1989-90 (27-5 OVERALL, 11-3 BIG EIGHT)

BIG EIGHT TOURNAMENT CHAMPION
NCAA SECOND ROUND

N29..... U.S. International (17/NR)	W	173-101
D2..... Northeastern Illinois (17/NR)	W	146-51
D4..... Angelo State (17/NR)	W	130-62
D9..... UNLV (12/5)	W	89-81
D23..... at Loyola Marymount (7/NR)	W	136-121
D27..... James Madison (6/NR)	W	142-109
D29..... vs. North Texas # (6/NR)	W	147-94
D30..... vs. Tulsa # (6/NR)	W	99-78
J3..... Alaska-Anchorage (6/NR)	W	101-81
J6..... at Colorado (6/NR)	W	66-61
J9..... Arkansas-Little Rock (4/NR)	W	134-81
J13..... Texas (4/NR)	W	103-84
J16..... at Kansas State (3/NR)	L	51-66
J20..... at Arizona (3/23)	L	74-78
J24..... Iowa State (9/NR)	W	107-96
J27..... Oklahoma State (9/NR)	W	109-92
J21..... Nebraska (9/NR)	W	105-64
F3..... at Kansas (9/2)	L	74-85
F7..... at Iowa State (13/NR)	W	86-81
F11..... at Seton Hall (13/NR)	W	89-84
F14..... Kansas State (11/NR)	W	85-69
F16..... Colorado (11/NR)	W	86-64
F18..... at Missouri (11/2)	L	90-92
F21..... at Nebraska (10/NR)	W	88-66
F25..... Missouri (10/1)	W	107-90
F27..... Kansas (5/1)	W	100-78
M3..... at Oklahoma State (5/NR)	W	107-94
M9..... vs. Nebraska \$ (1/NR)	W	78-65
M10..... vs. Kansas \$ (1/2)	W	95-77
M11..... vs. Colorado \$ (1/NR)	W	92-80
M15..... vs. Towson State % (1/NR)	W	77-68
M17..... vs. North Carolina % (1/NR)	L	77-79

All-College Tournament, Oklahoma City

\$ Big Eight Tournament, Kansas City, Mo.

% NCAA Midwest Regional, Austin, Texas

Leading Scorers:

Skeeter Henry (F, Sr.)	17.3
William Davis (C, Sr.)	16.6
Jackie Jones (F, Jr.)	15.0

► 1990-91 (20-15 OVERALL, 5-9 BIG EIGHT)

NIT FINAL

N14..... New Orleans # (15/NR)	W	95-65
N16..... at Arkansas # (15/2)	L	88-110
N26..... St. Joseph's College (15/NR)	W	114-75
N28..... at Texas A&M (18/NR)	W	81-65
D1..... Angelo State (18/NR)	W	162-99
D4..... at Texas (16/23)	W	96-88
D8..... VCU (16/NR)	W	141-105
D10..... Coppin State (16/NR)	W	88-79
D15..... Loyola Marymount (13/NR)	W	172-112
D22..... Duke (11/9)	L	85-90
D28..... vs. Illinois State \$ (14/NR)	W	112-69
D29..... vs. Tulsa \$ (14/NR)	W	112-99
J5..... vs. James Madison % (13/NR)	W	64-61
J8..... Kansas (12/NR)	W	88-82
J12..... Colorado (12/NR)	W	113-97
J15..... at Missouri (11/NR)	L	72-80
J19..... Oklahoma State (11/NR)	W	76-72
J22..... Southwestern Louisiana (13/NR)	L	101-103
J26..... Nebraska (13/14)	L	99-111
J30..... at Iowa State (21/NR)	L	79-82
F2..... Missouri (21/NR)	W	95-87
F5..... at Kansas State (23/NR)	L	70-95
F9..... Seton Hall (23/NR)	L	85-92
F13..... at Oklahoma State (NR/21)	L	74-77
F16..... at Nebraska (NR/17)	L	93-105
F20..... Iowa State.....	L	88-97
F23..... at Kansas (NR/8)	L	87-109
F28..... at Colorado.....	W	69-68
M2..... Kansas State.....	L	98-101
M8..... vs. Nebraska ^ (OT) (NR/13)	L	113-117
M14..... Tulsa &.....	W	111-86
M18..... Cincinnati (OT) &.....	W	89-81
M20..... at Providence &.....	W	83-74

YEAR-BY-YEAR RESULTS

M25.....vs. Colorado *	W	88-78
M27.....vs. Stanford *	L	72-78
# Preseason NIT		
§ All-College Tournament, Oklahoma City		
% Landover, Md.		
^ Big Eight Tournament, Kansas City, Mo.		
& National Invitation Tournament		
* National Invitation Tournament, New York City		
Leading Scorers:		
Jeff Webster (F, Fr.)		18.3
Brent Price (G, Jr.)		17.5
Kermit Holmes (F, Sr.)		14.8

► **1991-92 (21-9 OVERALL, 8-6 BIG EIGHT)**

NCAA FIRST ROUND

N23.....West Texas State (19/NR)	W	95-79
N26.....at South Carolina (19/NR)	W	61-60
N30.....Missouri-St. Louis (19/NR)	W	119-78
D7.....Coppin State (19/NR)	W	97-70
D10.....Texas (17/NR)	W	106-91
D21.....Morgan State (16/NR)	W	144-81
D27.....Morehead State # (14/NR)	W	118-99
D28.....TCU # (14/NR)	W	78-73
D30.....vs. Miss. Valley State § (14/NR)	W	117-95
D31.....at Lamar § (14/NR)	W	101-91
J4.....at Massachusetts (14/NR)	L	73-86
J11.....at Iowa State (21/NR)	L	71-73
J18.....at Kansas State (23/NR)	W	117-76
J20.....Oklahoma State (17/3)	L	89-92
J23.....Oral Roberts (17/NR)	W	130-89
J27.....at Nebraska (18/NR)	W	79-76
J29.....Texas Southern (18/NR)	W	110-85
F1.....Kansas (18/5)	L	95-96
F5.....at Colorado (OT) (21/NR)	L	68-70
F9.....Missouri (21/12)	L	92-99
F16.....Kansas State	W	104-75
F19.....at Oklahoma State (NR/8)	W	70-67
F22.....Colorado	W	99-83
F24.....at Kansas (NR/3)	L	65-84
F29.....Iowa State	W	96-70
M4.....at Missouri (NR/11)	W	81-67
M7.....Nebraska	W	106-97
M13.....vs. Nebraska % (24/NR)	W	107-85
M14.....vs. Kansas % (24/3)	L	67-85
M20.....vs. Southwestern La. ^ (23/NR)	L	83-87
# All-College Tournament, Oklahoma City		
§ Cardinal Classic, Beaumont, Texas		
% Big Eight Tournament, Kansas City, Mo.		
^ NCAA West Regional, Tempe, Ariz.		
Leading Scorers:		
Damon Patterson (F, Sr.)		20.6
Brent Price (G, Sr.)		18.7
Jeff Webster (F, So.)		14.4

► **1992-93 (20-12 OVERALL, 7-7 BIG EIGHT)**

NIT SECOND ROUND

D3.....Oregon State (15/NR)	W	78-75
D5.....Towson State (15/NR)	W	115-73
D8.....Idaho State (11/NR)	W	112-59
D10.....South Carolina (11/NR)	W	92-76
D12.....Massachusetts (11/23)	W	93-83
D21.....vs. BYU # (9/NR)	L	75-76
D22.....at Chaminade # (9/NR)	W	105-88
D23.....vs. DePaul # (9/NR)	W	108-94
D29.....vs. Alaska-Anchorage § (15/NR)	W	102-70
D30.....vs. Texas § (15/NR)	W	85-76
J2.....Lamar (15/NR)	W	109-92
J4.....at Duke (OT) (11/1)	L	84-88
J8.....West Texas State (11/NR)	W	121-71
J11.....Kansas (10/4)	L	85-96
J14.....Nebraska (10/NR)	W	102-89
J19.....vs. Maryland % (12/NR)	L	78-89
J23.....at Iowa State (OT) (12/NR)	L	74-81
J31.....Florida A&M (20/NR)	W	146-65
J27.....Colorado (20/NR)	W	94-70
F3.....at Kansas State (16/NR)	L	61-62
F6.....at Oklahoma State (16/NR)	L	76-83
F10.....Missouri	W	95-84



► Head coach **Billy Tubbs** talks to (from left) **Dave Sieger, Harvey Grant, Mookie Blaylock and Stacey King** during the 1988 national title game.

F13.....Iowa State	W	81-77
F17.....at Kansas (NR/6)	W	80-77
F20.....at Colorado	L	80-84
F23.....Kansas State	L	63-67
F27.....at Missouri	W	69-68
M1.....Oklahoma State (NR/19)	W	89-80
M7.....at Nebraska	L	83-94
M12.....vs. Iowa State ^	L	55-69
M17.....Michigan State &	W	88-86
M22.....at Minnesota &	L	72-86
# Maui Classic, Lahaina, Hawaii		
§ All-College Tournament, Oklahoma City		
% Baltimore, Md.		
^ Big Eight Tournament, Kansas City, Mo.		
& National Invitation Tournament		
Leading Scorers:		
Bryant Vann (F/G, Sr.)		16.9
Jeff Webster (F, Jr.)		16.5
Angelo Hamilton (G, Sr.)		14.3

► **1993-94 (15-13 OVERALL, 6-8 BIG EIGHT)**

NIT FIRST ROUND

N28.....Massachusetts (NR/18)	L	83-84
D1.....Northeastern Illinois	W	104-70
D4.....at Oregon State	W	93-87
D7.....vs. Maryland #	W	88-85
D18.....Lamar	W	98-87
D22.....Coppin State	W	79-64
D27.....at Texas	L	75-87
D29.....vs. Eastern Kentucky §	W	63-54
D30.....vs. Tulsa §	W	95-76
J5.....Baylor	W	118-91
J8.....Oklahoma State	L	89-105
J10.....at Kansas (NR/3)	L	84-94
J15.....at Iowa State	W	93-90
D30.....at VCU	L	82-98
J26.....Kansas State	W	87-77
J29.....at Nebraska	W	79-76
F2.....SMU	W	93-86
F5.....Missouri (NR/20)	L	94-104
F7.....at Oklahoma State	L	68-86
F12.....Colorado	W	98-85
F14.....Nebraska (OT)	W	115-111
F19.....at Kansas State	L	76-89
F23.....Iowa State	L	82-95
F26.....at Missouri (NR/6)	L	83-99
M2.....at Colorado	W	92-84
M6.....Kansas (NR/13)	L	81-84

M11.....vs. Nebraska %	L	88-105
M16.....Vanderbilt ^	L	67-77
# Oklahoma City, Okla.		
§ All-College Tournament, Oklahoma City		
% Big Eight Tournament, Kansas City, Mo.		
^ National Invitation Tournament		
Leading Scorers:		
Jeff Webster (F, Sr.)		23.7
Ryan Minor (F, So.)		16.2
Calvin Curry (F/G, Jr.)		14.5

HEAD COACH KELVIN SAMPSON
OU RECORD: 279-109 (.719)

► **1994-95 (23-9 OVERALL, 9-5 BIG EIGHT)**

NCAA FIRST ROUND

N26.....Coppin State	W	85-74
N30.....UC Irvine	W	99-77
D3.....Northeast Louisiana	W	93-68
D6.....at SMU	W	87-60
D10.....Nicholls State	W	89-80
D17.....Jackson State	W	91-70
D19.....Mount St. Mary's (Md.)	W	91-67
D28.....vs. Arkansas # (NR/3)	L	84-86
D29.....vs. Georgia Tech # (NR/17)	L	85-89
D30.....vs. Boston #	W	75-70
J3.....at Baylor	W	77-68
J6.....vs. Alabama State §	W	97-68
J7.....vs. Tulsa §	W	76-61
J14.....Colorado	W	98-83
J16.....at Oklahoma State	L	64-72
J18.....Oral Roberts	W	87-53
J21.....Texas	W	100-75
J25.....at Kansas State (25/NR)	L	77-87
J28.....Nebraska (25/NR)	W	82-72
F1.....Iowa State (24/11)	W	79-78
F5.....at Nebraska (24/NR)	L	59-71
F8.....Kansas State	W	81-66
F11.....at Kansas (NR/2)	L	76-93
F15.....at Colorado	W	82-75
F18.....Missouri (NR/9)	W	94-89
F20.....Kansas (25/1)	W	76-73
F25.....Oklahoma State (OT) (25/18)	W	82-74
M1.....at Iowa State (16/24)	W	71-68
M4.....at Missouri (OT) (16/19)	L	81-83
M10.....vs. Colorado % (16/NR)	W	71-53
M11.....vs. Oklahoma State % (16/19)	L	58-74
M16.....vs. Manhattan ^ (17/NR)	L	67-77
# Rainbow Classic, Honolulu, Hawaii		
§ All-College Tournament, Oklahoma City		
% Big Eight Tournament, Kansas City, Mo.		
^ NCAA Southeast Regional, Memphis, Tenn.		
Leading Scorers:		
Ryan Minor (F, Jr.)		23.6
Dion Barnes (G, Jr.)		11.3
John Ontjes (G, Sr.)		11.1

► **1995-96 (17-13 OVERALL, 8-6 BIG EIGHT)**

NCAA FIRST ROUND

N15.....Jackson State	W	99-68
N17.....at Georgia Tech	L	72-83
N29.....Texas Tech	L	69-81
D6.....at Purdue	L	63-77
D9.....Texas-San Antonio	W	107-75
D16.....Nicholls State	W	87-47
D18.....Texas Southern	W	77-63
D21.....at Oral Roberts	W	87-53
D23.....Drexel	W	85-78
D29.....vs. Baylor #	W	84-71
D30.....vs. Florida # (OT)	L	72-76
J3.....SMU	W	84-74
J9.....at Kansas State	W	64-59
J13.....Nebraska (3OT)	W	117-100
J15.....at Missouri	L	73-75
J20.....Kansas State	L	60-75
J22.....at Kansas (NR/3)	L	66-72

YEAR-BY-YEAR RESULTS

J27 at Iowa State L 61-67
J31 at Texas (OT) W 67-65
F3 Missouri W 104-68
F5 Oklahoma State (OT) W 81-75
F10 Mississippi State L 71-76
F14 Iowa State (NR/22) L 58-70
F17 at Colorado W 119-88
F21 Colorado W 81-59
F25 at Nebraska (OT) W 80-76
F28 at Oklahoma State L 67-89
M2 Kansas (NR/3) W 85-79
M8 vs. Missouri (OT) L 88-92
M15 vs. Temple % L 43-61

All-College Tournament, Oklahoma City
 \$ Big Eight Tournament, Kansas City, Mo.
 % NCAA Southeast Regional, Orlando, Fla.

Leading Scorers:

Ryan Minor (F, Sr.) 21.3
Ernie Abercrombie (F, Sr.) 13.6
Nate Erdmann (G, Jr.) 12.8

► 1996-97 (19-11 OVERALL, 9-7 BIG 12)

NCAA FIRST ROUND

N23 Northeast Louisiana W 95-68
N27 Sam Houston State W 84-51
N30 Coppin State W 88-64
D4 Delaware State W 83-56
D7 Southeast Missouri State W 83-52
D14 Centenary W 89-45
D21 Purdue W 82-58
D23 at Memphis L 47-61
D27 vs. Western Illinois # W 74-62
D28 vs. Tulsa # L 75-78
J5 at Texas A&M W 78-59
J11 at Iowa State (NR/4) L 55-82
J15 Texas Tech (NR/25) L 62-67
J18 Baylor W 84-67
J21 at Texas (NR/23) L 66-76
J25 Nebraska W 84-77
J27 at Oklahoma State (OT) L 72-73
F1 Texas (NR/23) W 83-69
F4 Texas A&M (OT) W 62-59
F8 at Kansas State L 63-67
F12 at Texas (NR/15) W 91-66
F15 at Missouri L 73-80
F19 at Texas Tech W 66-60
F22 Oklahoma State W 80-64
F24 Kansas (NR/1) L 68-70
M1 at Baylor W 72-61
M6 vs. Texas A&M \$ W 67-58
M7 vs. Colorado \$ (NR/18) W 55-41
M8 vs. Missouri \$ L 80-89
M14 vs. Stanford % (NR/23) L 67-80

All-College Tournament, Oklahoma City
 \$ Big Eight Tournament, Kansas City, Mo.
 % NCAA West Regional, Tucson, Ariz.


Leading Scorers:

Nate Erdmann (G, Sr.) 20.5
Corey Brewer (G, Jr.) 17.5
Lou Moore (F, Jr.) 8.7

► 1997-98 (22-11 OVERALL, 11-5 BIG 12)

NCAA FIRST ROUND

N15 Jackson State (20/NR) W 75-62
N18 Texas-Arlington (19/NR) W 81-63
N22 Southwest Texas (19/NR) W 81-68
N28 vs. Butler # (18/NR) L 63-73
N29 vs. Wisconsin # (18/NR) L 64-75
N30 at Hawaii-Hilo # (18/NR) W 86-70
D4 Arkansas-Pine Bluff W 82-51
D6 at Mississippi State (OT) L 65-67
D13 Memphis L 78-80
D20 Florida Atlantic W 91-65
D22 North Texas W 95-72
D27 vs. Coppin State \$ W 83-72
D28 vs. Alabama \$ W 79-61
J3 at Colorado W 69-68
J7 Kansas State W 71-64



► **Eduardo Najera** averaged 18.5 points and 14.0 rebounds in OU's 1999 NCAA Tournament wins over No. 4 seed Arizona and No. 5 seed UNC Charlotte.

J10 at Texas A&M W 76-66
J12 Texas W 91-75
J18 at Nebraska L 43-53
J21 Iowa State W 64-63
J24 at Baylor W 61-60
J26 Oklahoma State L 84-88
J31 Texas A&M W 80-71
F4 Texas Tech L 68-70
F8 at Texas W 81-74
F14 at Oklahoma State L 66-70
F18 Baylor W 75-63
F21 Missouri W 80-76
F23 at Kansas (NR/4) L 70-83
F28 at Texas Tech W 89-56
M6 vs. Missouri % W 58-53
M7 vs. Texas % W 68-55
M8 vs. Kansas % (NR/4) L 58-72
M12 vs. Indiana (OT) ^ L 87-94

Big Island Invitational, Hilo, Hawaii
 \$ All-College Tournament, Oklahoma City
 % Big 12 Tournament, Kansas City, Mo.
 ^ NCAA East Regional, Washington, D.C.

Leading Scorers:

Corey Brewer (G, Sr.) 20.8
Evan Wiley (C, Sr.) 10.7
Eduardo Najera (F, So.) 10.5

► 1998-99 (22-11 OVERALL, 11-5 BIG 12)

NCAA SWEET 16

N14 Northwestern State W 75-55
N21 Coppin State W 68-42
N27 Western Carolina # W 102-51
N28 Murray State # L 64-68
D5 Arkansas (NR/19) W 87-57
D12 Nicholls State W 64-44
D17 Sam Houston State (24/NR) W 75-44
D21 vs. American-P.R. \$ (23/NR) W 2-0**
D22 vs. Mississippi \$ (23/NR) L 72-75
D23 vs. N.C. State \$ (23/NR) L 58-62
D29 vs. Western Kentucky % W 72-62
D30 vs. Oral Roberts % W 83-72
J3 at Iowa State W 56-52
J6 Texas Tech W 78-68
J9 Colorado W 89-75

J12 at Oklahoma State (NR/22) W 54-43
J16 at Cincinnati (NR/3) L 59-72
J20 Nebraska L 81-96
J23 at Kansas State L 51-66
J25 Texas L 60-64
J30 at Texas Tech W 72-54
F3 at Baylor W 59-58
F6 Oklahoma State W 72-65
F10 at Texas W 64-63
F13 Texas A&M W 102-75
F15 at Missouri (NR/22) W 69-57
F20 Kansas L 50-60
F24 at Texas A&M L 72-74
F27 Baylor W 87-63
M5 vs. Oklahoma State ^ L 57-60
M12 vs. Arizona & (NR/12) W 61-60
M14 vs. UNC Charlotte & (NR/24) W 85-72
M19 vs. Michigan State * L 46-54

Sooner Invitational, Norman

\$ Puerto Rico Holiday Classic, San Juan, P.R.

% All-College Tournament, Oklahoma City

^ Big 12 Tournament, Kansas City, Mo.

& NCAA Tournament Midwest Regional, Milwaukee, Wis.

* NCAA Tournament Midwest Regional, Semifinal, St. Louis, Mo.

** Won by forfeit after leading 39-10 with 5:02 left in the first half; by NCAA rule, team and individual statistics do not count.

Leading Scorers:

Eduardo Najera (F, Jr.) 15.5
Eric Martin (G, Sr.) 12.1
Michael Johnson (G, Sr.) 11.6

► 1999-00 (27-7 OVERALL, 12-4 BIG 12)

NCAA SECOND ROUND

N19 vs. Montana State # W 91-76
N20 vs. George Washington # W 73-54
N21 vs. California # W 75-58
N26 San Diego \$ W 68-61
N27 UC Irvine \$ W 80-68
D4 Mississippi W 81-73
D7 at Arkansas W 66-52
D11 Arkansas-Little Rock W 80-56
D18 Georgia Southern (23/NR) W 102-63
D22 Cincinnati (21/4) L 57-72
D29 vs. Mount St. Mary's % (22/NR) W 94-41
D30 vs. Arkansas State % (22/NR) W 64-51
J3 Lamar (20/NR) W 67-63
J8 Texas A&M (20/NR) W 78-53
J11 Baylor (16/NR) W 76-43
J15 at Texas (16/15) L 66-79
J19 at Colorado (17/NR) L 80-88
J22 Iowa State (20T) (17/NR) W 80-75
J29 at Texas Tech (18/NR) W 83-59
J31 Texas (18/16) W 83-59
F5 at Baylor (18/NR) W 68-59
F8 Kansas State (16/NR) W 85-64
F12 Oklahoma State (16/14) L 71-74
F14 at Nebraska (20/NR) W 62-54
F20 at Kansas (20/24) L 50-53
F23 Texas Tech (20/NR) W 93-65
F26 Missouri (20/NR) W 83-56
M1 at Texas A&M (21/NR) W 77-59
M4 at Oklahoma State (21/13) W 59-56
M10 vs. Missouri ^ (OT) (15/NR) W 84-80
M11 vs. Texas ^ (15/13) W 81-65
M12 vs. Iowa State ^ (15/7) L 58-70
M16 vs. Winthrop & (12/NR) W 74-50
M18 vs. Purdue & (12/25) L 62-66

Top of the World Classic, Fairbanks, Alaska

\$ Sooner Invitational, Norman

% All-College Tournament, Oklahoma City

^ Big 12 Tournament, Kansas City, Mo.

& NCAA Tournament West Regional, Tucson, Ariz.

Leading Scorers:

Eduardo Najera (F, Sr.) 18.4
J.R. Raymond (G, So.) 13.4
Nolan Johnson (G, Jr.) 10.0

YEAR-BY-YEAR RESULTS

► 2000-01 (26-7 OVERALL, 12-4 BIG 12)

BIG 12 TOURNAMENT CHAMPION
NCAA FIRST ROUND

N17	Alcorn State # (21/NR)	W	75-56
N18	La Salle # (21/NR)	W	89-72
N24	vs. Montana State § (19/NR)	W	84-76
N25	vs. Tulane § (19/NR)	W	83-69
N26	vs. Oregon State § (19/NR)	W	78-60
D2	at Mississippi (14/NR)	L	55-60
D9	North Texas (20/NR)	W	100-72
D16	Coppin State (19/NR)	W	103-49
D20	Southwest Texas (18/NR)	W	96-48
D23	Arkansas (OT) (18/25)	W	88-79
D29	vs. Oral Roberts % (17/NR)	W	84-51
D30	vs. SMU % (OT) (17/NR)	W	79-78
J6	at Iowa State (15/23)	L	80-100
J9	Texas A&M (22/NR)	W	78-65
J13	Kansas (22/5)	L	61-69
J16	at Texas Tech (22/NR)	L	59-60
J20	at Kansas State (OT) (22/NR)	W	64-63
J24	Texas (NR/20)	W	75-68
J27	Nebraska	W	77-66
J31	at Baylor (24/NR)	W	65-51
F3	at Texas A&M (24/NR)	W	72-63
F7	Texas Tech (21/NR)	W	80-72
F10	at Texas (21/NR)	W	75-54
F14	at Oklahoma State (13/NR)	L	44-72
F17	Baylor (13/NR)	W	82-60
F19	at Missouri (16/NR)	W	63-61
F24	at Maryland (16/20)	L	60-68
F28	Colorado (17/NR)	W	86-67
M3	Oklahoma State (17/NR)	W	68-56
M9	vs. Missouri ^ (16/NR)	W	67-65
M10	vs. Kansas ^ (16/9)	W	62-57
M11	vs. Texas ^ (16/20)	W	54-45
M16	vs. Indiana St. & (OT) (13/NR)	L	68-70

Sooner Invitational, Norman
§ Big Island Invitational, Hilo, Hawaii
% All-College Tournament, Oklahoma City
^ Big 12 Tournament, Kansas City, Mo.
& NCAA Tournament South Regional, Memphis, Tenn.

Leading Scorers:

Nolan Johnson (G, Sr.)	13.2
Aaron McGhee (F, Jr.)	12.9
Hollis Price (G, So.)	11.8

► 2001-02 (31-5 OVERALL, 13-3 BIG 12)

BIG 12 TOURNAMENT CHAMPION
NCAA FINAL FOUR

N12	Central Connecticut # (25/NR)	W	66-44
N14	at Michigan State # (25/15)	L	55-67
N28	Central Michigan	W	81-64
N30	at Arkansas	W	69-54
D5	St. Bonaventure	W	80-74
D8	Louisiana Tech (OT)	W	71-67
D15	High Point (24/NR)	W	107-63
D16	Bethune-Cookman (24/NR)	W	102-65
D18	Eastern Illinois (22/NR)	W	109-50
D21	Maryland (22/2)	W	72-56
D29	vs. Texas Southern § (12/NR)	W	97-55
J5	Texas A&M (10/NR)	W	89-63
J7	at Connecticut (5/NR)	W	69-67
J12	Texas Tech (6/NR)	W	98-72
J16	at Nebraska (5/NR)	W	78-51
J19	at Kansas (5/4)	L	67-74
J21	Missouri (6/18)	W	84-71
J26	at Texas Tech (6/NR)	L	79-92
J30	Oklahoma State (6/9)	W	58-53
F2	at Texas (OT) (6/NR)	W	85-84
F6	Baylor (4/NR)	W	70-57
F9	at Texas A&M (4/NR)	W	68-64
F13	at Oklahoma State (OT) (4/16)	L	72-79
F16	Kansas State (4/NR)	W	73-62
F19	at Baylor (6/NR)	W	65-54
F23	Texas (6/NR)	W	96-78
F26	Iowa State (5/NR)	W	89-75
M2	at Colorado (5/NR)	W	82-71
M8	vs. Kansas State % (4/NR)	W	63-52
M9	vs. Texas % (4/NR)	W	67-51

M10	vs. Kansas % (4/1)	W	64-55
M15	vs. Illinois-Chicago ^ (3/NR)	W	71-63
M17	vs. Xavier ^ (3/22)	W	78-65
M21	vs. Arizona & (3/7)	W	88-67
M23	vs. Missouri & (3/NR)	W	81-75
M30	vs. Indiana * (3/NR)	L	64-73

Preseason NIT
§ All-College Tournament, Oklahoma City
% Big 12 Tournament, Kansas City, Mo.
^ NCAA Tournament First and Second Rounds, Dallas, Texas
& NCAA Tournament West Regional, San Jose, Calif.
* NCAA Final Four, Atlanta, Ga.

Leading Scorers:

Hollis Price (G, Jr.)	16.5
Aaron McGhee (F, Sr.)	16.0
Ebi Ere (G, Jr.)	14.6

► 2002-03 (27-7 OVERALL, 12-4 BIG 12)

BIG 12 TOURNAMENT CHAMPION
NCAA ELITE EIGHT

N14	vs. Alabama #	L	62-68
N22	UC Irvine § (7/NR)	W	87-65
N23	Princeton § (7/NR)	W	82-63
N30	Prairie View A&M (8/NR)	W	75-63
D7	Hartford (6/NR)	W	92-52
D14	Coppin State (6/NR)	W	69-47
D21	Georgia State (7/NR)	W	89-62
D28	vs. Miss. State % (5/16)	L	45-54
D30	UNC Asheville (10/NR)	W	100-64
J4	vs. Michigan State ^ (10/14)	W	60-58
J7	Connecticut (9/3)	W	73-63
J11	Colorado (9/NR)	W	69-54
J13	at Oklahoma State (5/24)	L	46-48
J18	at Iowa State (5/NR)	W	70-60
J20	Texas Tech (OT) (7/NR)	W	69-64
J25	at Baylor (7/NR)	W	67-54
J28	Texas A&M (6/NR)	W	75-68
F1	at Kansas State (OT) (6/NR)	W	91-89
F8	Baylor (7/NR)	W	91-42
F10	at Texas (5/6)	L	61-67
F15	at Texas Tech (5/NR)	W	63-58
F19	Oklahoma State (5/16)	W	64-48
F23	Kansas (5/6)	W	77-70
F26	at Missouri (3/NR)	L	52-67
M1	at Texas A&M (3/NR)	W	69-64



► **Hollis Price** was the leading scorer on OU's 2002 Final Four team and was a 2003 first-team All-American.

M4	Nebraska (5/NR)	W	76-51
M8	Texas (5/4)	L	71-76
M14	vs. Colorado & (6/NR)	W	74-59
M15	vs. Texas Tech & (OT) (6/NR)	W	67-60
M16	vs. Missouri & (6/NR)	W	49-47
M20	vs. S. Carolina State * (3/NR)	W	71-54
M22	vs. California * (3/NR)	W	74-65
M28	vs. Butler ~ (3/NR)	W	65-54
M30	vs. Syracuse ~ (3/13)	L	47-63

AT&T Wireless Classic, New York City
§ Sooner Invitational, Norman
% Sugar Bowl Classic, New Orleans, La.
^ All-College Tournament, Oklahoma City
& Big 12 Tournament, Dallas, Texas
* NCAA Tournament First and Second Rounds, Oklahoma City
~ NCAA Tournament East Regional, Albany, N.Y.

Leading Scorers:

Hollis Price (G, Sr.)	18.0
Ebi Ere (G, Sr.)	12.9
Kevin Bookout (F, Fr.)	9.4

► 2003-04 (20-11 OVERALL, 8-8 BIG 12)

NIT SECOND ROUND

N21	Eastern Washington # (14/NR)	W	69-59
N22	Oral Roberts # (14/NR)	W	84-68
N25	Tulsa (14/NR)	W	81-73
D2	Arkansas-Pine Bluff (14/NR)	W	94-24
D6	vs. Michigan State § (OT) (14/5)	W	80-77
D11	Purdue (11/16)	W	47-45
D13	Prairie View A&M (11/NR)	W	83-56
D20	Jackson State (8/NR)	W	68-46
D29	Texas-Pan American (7/NR)	W	72-57
J3	vs. Princeton % (7/NR)	W	58-55
J11	at Connecticut (6/1)	L	59-86
J14	at Oklahoma State (11/NR)	L	56-77
J17	Missouri (OT) (11/NR)	L	75-79
J19	at Texas Tech (20/18)	L	47-67
J24	Kansas State (20/NR)	W	61-49
J28	at Baylor (25/NR)	W	78-67
F1	at Nebraska (25/NR)	W	52-50
F4	Iowa State (22/NR)	W	75-48
F8	at Texas (22/11)	L	37-66
F11	Texas Tech (NR/18)	W	63-48
F14	at Texas A&M	W	78-72
F16	Oklahoma State (NR/7)	L	52-65
F21	Texas (NR/11)	L	63-68
F25	at Colorado (OT)	L	87-94
F29	at Kansas (NR/20)	L	58-79
M3	Texas A&M	W	86-60
M6	Baylor	W	46-41
M11	vs. Nebraska ^	W	63-59
M12	vs. Texas ^ (NR/11)	L	63-66
M17	LSU &	W	70-61
M21	at Michigan &	L	52-63

Sooner Invitational, Norman
§ Spartan Clash, Auburn Hills, Mich.
% All-College Classic, Oklahoma City
^ Big 12 Tournament, Dallas, Texas
& National Invitation Tournament

Leading Scorers:

Jason Detrick (G, Sr.)	11.4
Drew Lavender (G, Fr.)	11.3
De'Angelo Alexander (G, So.)	9.6

► 2004-05 (25-8 OVERALL, 12-4 BIG 12)

BIG 12 CO-CHAMPION
NCAA SECOND ROUND

N20	Cal State Northridge	W	82-72
N25	vs. High Point #	W	93-65
N26	vs. Washington # (NR/22)	L	91-96
N27	vs. Minnesota	W	67-54
D1	Coppin State	W	67-44
D8	at Purdue	W	66-48
D11	Northern Colorado	W	80-44
D18	vs. Duke § (NR/7)	L	67-78
D23	Southwest Missouri State	W	61-53
D28	vs. Northern Colorado	W	70-64
D30	Florida A&M	W	104-45
J2	Texas-Pan American	W	94-54

YEAR-BY-YEAR RESULTS

J8 Colorado W 85-55
J10 Connecticut (25/12) W 77-65
J15 at Baylor (25/NR) W 65-61
J18 at Texas A&M (18/NR) W 70-56
J22 Texas (18/15) W 64-60
J24 Oklahoma State (13/9) W 67-57
J29 at Iowa State (13/NR) L 66-74
F2 Texas A&M (14/NR) W 69-65
F5 Texas Tech (14/NR) L 81-88
F7 at Oklahoma State (16/10) L 67-79
F12 at Missouri (OT) (16/NR) L 65-68
F16 Nebraska (21/NR) W 83-60
F19 at Kansas State (21/NR) W 69-68
F21 Kansas (22/8) W 71-63
F26 Baylor (22/NR) W 103-60
F28 at Texas (20/NR) W 74-58
M5 at Texas Tech (20/NR) W 74-54
M11 vs. Missouri ^ (17/NR) W 83-79
M12 vs. Texas Tech ^ (17/NR) L 63-69
M17 vs. Niagara & (17/NR) W 84-67
M19 vs. Utah & (17/18) L 58-67

Great Alaska Shootout, Anchorage, Alaska

\$ Dreyfus Classic, New York City

% All-College Classic, Oklahoma City

^ Big 12 Tournament, Kansas City, Mo.

& NCAA Tournament First and Second Rounds, Tucson, Ariz.

Leading Scorers:

Taj Gray (F, Jr.) 14.6
Terrell Everett (G, Jr.) 12.5
Kevin Bookout (F, Jr.) 11.5

► 2005-06 (20-9 OVERALL, 11-5 BIG 12)

NCAA FIRST ROUND

N19 Samford (6/NR) W 68-41
N23 Binghamton (5/NR) W 88-60
N26 Belmont (5/NR) W 81-59
N30 at Tulsa (5/NR) W 62-53
D3 at Villanova (5/4) L 74-85
D10 Coppin State (8/NR) W 57-47
D17 Southern (8/NR) W 64-58
D22 vs. West Virginia # (7/NR) L 68-92
D28 Oral Roberts (14/NR) W 81-73
D31 Alabama (14/NR) W 68-56
J3 at SMU (12/NR) W 50-47
F7 at Nebraska (12/NR) L 58-59
J10 Missouri (22/NR) L 69-71
J14 at Texas A&M (22/NR) W 45-44
J21 Texas Tech (25/NR) W 60-48
J25 at Baylor (24/NR) W 82-52
J28 Texas (24/4) W 82-72
F1 Texas A&M (19/NR) W 71-63
F5 at Kansas (19/NR) L 58-59
F8 at Oklahoma State (20/NR) W 73-65
F11 Baylor (20/NR) W 80-52
F15 at Colorado (19/NR) L 75-84
F18 Iowa State (19/NR) W 83-82
F20 at Texas Tech (22/NR) W 71-70
F25 Kansas State (22/NR) W 71-70
F27 Oklahoma State (19/NR) W 67-66
M5 at Texas (19/6) L 48-72
M10 vs. Nebraska \$ (22/NR) L 63-69
M16 vs. UW-Milwaukee % (24/NR) L 74-82

All-College Classic, Oklahoma City

\$ Big 12 Tournament, Dallas, Texas

% NCAA Tournament First Round, Jacksonville, Fla.

Leading Scorers:

Taj Gray (F, Sr.) 14.2
Terrell Everett (G, Sr.) 12.7
Michael Neal (G, Jr.) 12.4

HEAD COACH JEFF CAPEL

OU RECORD: 69-33 (.676)

► 2006-07 (16-15 OVERALL, 6-10 BIG 12)

N10 Norfolk State W 99-36
N16 Liberty W 74-48
N20 vs. Memphis # (NR/12) L 65-77
N21 vs. Purdue # L 71-74
N22 vs. Chamaine # W 72-57



► Combo guard **Terrell Everett** averaged 6.9 assists per game in 2005-06 to rank third nationally.

D2 TCU W 63-35
D6 Villanova L 51-67
D9 Coppin State W 64-47
D16 UT Arlington W 89-60
D21 vs. Tulsa \$ W 58-48
D28 SMU W 69-42
J1 at Alabama (NR/8) L 55-70
J6 at Texas Tech L 54-68
J10 Colorado W 78-54
J13 at Texas L 69-80
J17 Nebraska W 70-53
J20 Baylor W 91-51
J22 at Oklahoma State (NR/13) L 61-66
J27 at Texas A&M (NR/6) L 61-70
J30 Longwood W 81-40
F3 Texas Tech W 75-61
F7 Oklahoma State (NR/17) W 67-60
F10 at Baylor W 68-64
F13 at Iowa State L 51-58
F17 Texas A&M (NR/6) L 49-56
F20 at Missouri L 68-72
F24 Texas (NR/19) L 58-68
F26 Kansas (NR/3) L 65-67
M3 at Kansas State L 61-72
M8 vs. Iowa State % W 68-63
M9 vs. Kansas % (NR/2) L 47-64

Maui Invitational, Lahaina, Hawaii

% All-College Tournament, Oklahoma City

% Big 12 Tournament, Oklahoma City

Leading Scorers:

Nate Carter (F, Sr.) 11.6
Longar Longar (C, Jr.) 10.4
Michael Neal (G, Sr.) 10.0

► 2007-08 (23-12 OVERALL, 9-7 BIG 12)

NCAA SECOND ROUND

N8 San Francisco # W 71-55
N9 Denver # W 80-50
N12 Alcorn State W 99-59
N15 vs. Memphis \$ (NR/3) L 53-63
N16 vs. Gardner-Webb \$ W 69-55
N21 Morehead State W 74-42
N29 at USC % (NR/22) L 55-66
D2 at TCU W 90-66
D5 Tulsa W 81-55
D8 vs. Stephen F. Austin L 62-66
D15 Arkansas W 83-72
D20 vs. Gonzaga ^ (NR/18) W 72-68
N29 at West Virginia & (20T) (NR/23) W 79-61
J5 Rice W 61-49
J7 Mount St. Mary's W 81-57

J12 Kansas State L 82-84
J14 at Kansas (NR/3) L 55-85
J19 Texas Tech W 63-61
J26 at Baylor (NR/25) W 77-71
J28 Oklahoma State W 64-61
F2 at Texas A&M (NR/23) L 52-60
F6 Texas (NR/12) L 54-64
F9 at Colorado L 58-72
F13 Iowa State W 76-64
F16 at Texas Tech W 66-64
F19 Baylor (OT) W 92-91
F23 at Texas (NR/7) L 45-62
F27 at Nebraska L 45-63
M1 Texas A&M W 64-37
M5 at Oklahoma State W 68-56
M8 Missouri W 75-66
M14 vs. Colorado * W 54-49
M15 vs. Texas * (NR/6) L 49-77
M21 vs. Saint Joseph's ! W 72-64
M23 vs. Louisville ! (NR/13) L 48-78

2K Sports College Hoops Classic Norman Regional, Norman

\$ 2K Sports College Hoops Classic Semis and Final, New York City

% Big 12/Pac-10 Hardwood Series

^ O'Reilly All-College Classic, Oklahoma City

& Charleston, W.Va.

* Big 12 Tournament, Dallas, Texas

! NCAA Tournament First and Second Rounds, Birmingham, Ala.

Leading Scorers:

Blake Griffin (F, Fr.) 14.7
Longar Longar (C, Sr.) 11.4
Tony Crocker (G, So.) 11.3

► 2008-09 (30-6 OVERALL, 13-3 BIG 12)

NCAA ELITE EIGHT

N14 American (12/NR) W 83-54
N17 Mississippi Valley State # (12/NR) W 94-53
N18 Davidson # (12/21) W 82-78
N22 Gardner-Webb (12/NR) W 80-76
N26 vs. UAB \$ (11/NR) W 77-67
N28 vs. Purdue \$ OT (11/10) W 87-82
D4 USC % (6/NR) W 73-72
D7 at Tulsa (6/NR) W 69-44
D10 Maine (5/NR) W 78-52
D13 Utah (5/NR) W 70-52
D20 vs. VCU ^ (4/NR) W 81-70
D22 at Rice (4/NR) W 70-58
D30 at Arkansas (4/NR) L 88-96
J3 Coppin State (4/NR) W 93-62
J5 Maryland Eastern Shore (6/NR) W 100-64
J10 at Kansas State (6/NR) W 61-53
J12 Texas (6/11) W 78-63
J17 at Texas A&M (6/NR) W 69-63
J21 Nebraska (6/NR) W 72-61
J24 Baylor (6/NR) W 95-76
J26 at Oklahoma State (4/NR) W 89-81
J31 at Iowa State (4/NR) W 78-68
F4 Texas A&M (2/NR) W 77-71
F7 Colorado (2/NR) W 77-72
F11 at Baylor (2/NR) W 78-63
F14 Texas Tech (2/NR) W 95-74
F21 at Texas (2/NR) L 68-73
F23 Kansas (3/15) L 78-87
F28 at Texas Tech (3/NR) W 78-63
M4 at Missouri (4/15) L 64-73
M7 Oklahoma State (4/NR) W 82-78
M12 vs. Oklahoma State & (6/NR) L 70-71
M19 vs. Morgan State * (7/NR) W 82-54
M21 vs. Michigan * (7/NR) W 73-63
M27 vs. Syracuse ! (7/13) W 84-71
M29 vs. North Carolina ! (7/2) L 60-72

Dick's Sporting Goods NIT Season Tip-Off South Regional, Norman

\$ Dick's Sporting Goods NIT Season Tip-Off, New York City

% Big 12/Pac-10 Hardwood Series

^ O'Reilly All-College Classic, Oklahoma City

& Big 12 Tournament, Oklahoma City

* NCAA Tournament First and Second Rounds, Kansas City, Mo.

! NCAA Tournament Regional Semifinals and Final, Memphis, Tenn.

Leading Scorers:

Blake Griffin (F, So.) 22.7
Willie Warren (G, Fr.) 14.6
Tony Crocker (G, So.)/Taylor Griffin (F, Sr.) 9.6